


Official
Chicago Bears
1984 Media Guide





**GEORGE
S.
HALAS**

**1895-
1983**

GEORGE S. HALAS

1895-1983

...pure and simple, he loved this game. He came to it without grand design, without notion of the fame and wealth it would lead him to. And even when those gifts became reality, the attraction remained the same, always the same. He loved this game...

...a game that was as uncluttered and uncompromising as he was. Its requirements were courage, endurance, self-discipline and a passionate competitiveness. As a young man and all through his life those were his prerequisites, too...

...football, purged of all the adornments, is a very simple game. It is played by men who stand toe-to-toe, look one another in the eye and say, "All right, now let's see which of us is the better man." That concept drew him to the game...

...his "real" monument is the fierce, joyous love he had for the game. And that love was always there. All of the achievements...didn't matter as much to him as his love for the game and the joy of competing...

*The 1984 Chicago Bears Media Guide is dedicated to
the memory of late Bear founder George S. Halas.*

TABLE OF CONTENTS

STAFF

Front Office	4-11
Head Coach	12-13
Assistant Coaches	14-17

PLAYERS

Veterans	18-60
Draft Choices	61-67
Free Agents	68-71
Bear Honor Roll	122-129

1983

Statistics	72-73
Game-By-Game	74-81
Transactions	82-83
Records Set in '83	36

RECORDS & HONORS

Soldier Field Records	92
Bear Records	92-121
Pro Bowl	130
All-Pro	131

HISTORY

Hall of Famers	132-133
Highlights	133-135
Year-By-Year Summary	138-143
Overtime Games	144-145
Playoff Games	146-150

GEORGE HALAS

Biography	90
Hallmarks	90-91

DRAFT

1984 Selections	61-67
Past First Round Picks	84
Recent Bear Drafts	85

MEDIA INFORMATION

Credentials	158
Phone Numbers	158
1984 Opponents	159
Important Dates	153
Press Box	Inside Cover

MISCELLANEOUS

1984 Schedule	2
Soldier Field	88
Halas Hall	88
Club Directory	3
1984 Preseason Schedule	151-152
1984 Regular Season Schedule	152-153
Nationally Televised Games	154
Monday Night Games	154
1984 NFC-AFC Interconference games	155
Offensive Trends	156
Defensive Trends	157
All Time Coaching Records	160

1984 SCHEDULE

PRE-SEASON

Saturday/August 4
Saturday/August 11
Saturday/August 18
Sunday/August 26

REGULAR SEASON

SUNDAY/SEPT. 2
SUNDAY/SEPT. 9
Sunday/Sept. 16
Sunday/Sept. 23
SUNDAY/SEPT. 30
SUNDAY/OCT. 7
Sunday/Oct. 14
SUNDAY/Oct. 21
SUNDAY/OCT. 28
SUNDAY/NOV. 4
SUNDAY/Nov. 11
SUNDAY/NOV. 18
Sunday/Nov. 25
Monday/Dec. 3
SUNDAY/DEC. 9
SUNDAY/Dec. 16

ST. LOUIS CARDINALS

@ Green Bay (Milwaukee)

CINCINNATI BENGALS

BUFFALO BILLS (Indianapolis)

All Games CST

6:00 P.M.
7:00 P.M.
6:00 P.M.
NOON

TAMPA BAY

DENVER

@ Green Bay

@ Seattle

DALLAS

NEW ORLEANS

@ St. Louis

@ Tampa Bay

MINNESOTA

L.A. RAIDERS

@ L.A. Rams

DETROIT

@ Minnesota

@ San Diego

GREEN BAY

@ Detroit

NOON
NOON
Noon
3:00 P.M.
NOON
NOON
Noon
Noon
3:00 P.M.
NOON
NOON
3:00 P.M.
8:00 P.M.
NOON
Noon

CORPORATE HEADQUARTERS*

55 E. Jackson Blvd.
Suite 1200
Chicago, IL 60604
Telephone: (312) 663-5100
Night Line: (312) 663-5103
Box Office: (312) 663-5408

TEAM HEADQUARTERS

Halas Hall
250 N. Washington Rd.
Lake Forest, IL 60045
Telephone: (312) 295-6600
Telecopier: (312) 295-5238
Press Room: (312) 295-2020

BOARD OF DIRECTORS

Edward W. McCaskey
Michael B. McCaskey

Virginia H. McCaskey
Robert Brizzolara

James E. Finks

CLUB DIRECTORY

*Chairman of the Board	Edward W. McCaskey
*President and Chief Executive Officer	Michael B. McCaskey
*Vice President & General Manager, Treasurer	Jerome R. Vainisi
Vice President	Charles A. Brizzolara
Secretary	Virginia H. McCaskey
Assistant Secretary	Florence Brizzolara

COACHING STAFF

Head Coach	Mike Ditka
Research & Quality Control	Jim Dooley
Defensive Line	Dale Haupt
Offensive Coordinator	Ed Hughes
Special Teams	Steve Kazor
Defensive Backs	Jim LaRue
Receivers	Ted Plumb
Offensive Backfield	Johnny Roland
Defensive Coordinator	Buddy Ryan
Offensive Line	Dick Stanfel

PLAYER PERSONNEL

Director of Player Personnel	Bill Tobin
Regional Scout	Jim Parmer
Regional Scout	Don King
Regional Scout	Rod Graves

MARKETING; COMMUNITY & MEDIA RELATIONS

Dir. of Mktg. & Communications	Bill McGrane
Dir. of Community Involvement	Pat McCaskey
Coordinator of Media Relations	Ken Valdiserri
Media Relations Assistant	Bryan Harlan

FINANCE

*Purchasing Agent	Max Swiatek
*Controller	Ted Phillips

INFORMATION SYSTEMS

Director of Information Systems	Greg Gershuny
---------------------------------	---------------

PHOTOGRAPHIC SERVICES

Film Director	Mitch Friedman
Film Assistant	John Wuehrmann

TICKETS

*Ticket Manager	George Arneson
-----------------	----------------

STADIUM OPERATIONS & SKY BOX; HALAS HALL

*Stadium Oper. & Sky Box Mgr.	Tim LeFevour
Superintendent-Halas Hall	R. L. McMurrin

TRAINING AND CONDITIONING

Trainer	Fred Caito
Strength Coordinator	Clyde Emrich
Assistant Trainer	Brian McCaskey

MEDICAL

Consulting Physician	Dr. Clarence Fossier
Internist	Dr. Jay Munsell

EQUIPMENT

Equipment Manager	Ray Earley
Assistant	Joe Regis

ADMINISTRATIVE STAFF

Mary Albright	Donna Medica
Coletta Considine	Nancy Schaffner
Sharon Davis	Betty Swanson
Mary Jean Dominic	Mary K. Swanson
Sally Elliott	Donna Vanderventer
Jean Jensen	Dawn Zeeb
Louise Johnson	Joan Zmhral
Sharon Kelleher	

*denotes office location is:
55 E. Jackson Blvd.
(312) 663-5100

Edward W. McCaskey

Chairman of the Board

On November 11, 1983, Edward McCaskey was named the second Chairman of the Board in the 65-year history of the Chicago Bears. He succeeded Club founder George Halas in that role.

An executive with the Bears since 1967, McCaskey has been the spearhead for the Club's civic projects. Community involvement programs were a natural for him because of his warm, outgoing manner.

A close friend of the late Brian Piccolo, McCaskey worked closely with Screen Gems in the production of the movie "Brian's Song." He represents the NFL owners on the Brian Piccolo Golf Tournament Committee that has donated over \$1 million to the Memorial Sloan-Kettering Cancer Center in New York, as a memorial to Brian Piccolo.

Entering the business world after World War II, McCaskey was in the music publishing business in New York and associated with the late Jimmy Dorsey.

Since coming to Chicago in 1949, he has been merchandising manager for the National Retail Tea and Coffee Association, executive vice-president of Merchandise Service, Inc., an account executive for E.F. MacDonald Co., and vice president-treasurer for the Bears.

Born April 27, 1919, in Philadelphia, McCaskey sang with dance bands before enrolling at the University of Pennsylvania in 1940.

He was a football tackle at Lancaster (PA) Catholic High prior to graduation in 1937.

He continued a singing career during his collegiate days and was elected a class president at Penn. After graduation in 1943 in absentia, McCaskey served with the 80th infantry in France—enlisting as a private and leaving the Army with Captain's rank.

In addition to the Piccolo Committee, McCaskey serves on the board of trustees of Rosary College, as trustee of the Piccolo Children's Fund, the Illinois Chapter of the National Hemophilia Foundation, the Chicago Association for Retarded Citizens, and the Charlie Conacher Cancer Research Fund at the Toronto General Hospital. He is also on the Board of Directors of the Michigan Avenue National Bank, NFL Films, and the Central States Institute of Addiction.

McCaskey and his wife Virginia have 11 children, 13 grandchildren, and reside in DesPlaines, IL.



BRIAN PICCOLO AWARD

Bear veterans vote the award to the rookie who best exemplifies the courage, loyalty, teamwork, dedication and sense of humor of the late Brian Piccolo.

A running back who died of cancer June 16, 1970, Piccolo was in his fourth season with the club when forced from the lineup because of the malignancy. He was 26 years old when he died and left a wife and three daughters, and legions of friends.

He signed with the Bears as a free agent following the '64 collegiate season. As a senior at Wake Forest, Piccolo led the nation in scoring (111) and rushing (1,044).

1983	Tackle Jim Covert
1982	Quarterback Jim McMahon
1981	Middle Linebacker Mike Singletary
1980	Tight End Bob Fisher
1979	Defensive End Dan Hampton
1978	Running Back John Skibinski
1977	Tackle Ted Albrecht
1976	Wide Receiver Brian Baschnagel
1975	Running Back Roland Harper
1974	Tight End Fred Pagac
1973	Defensive Tackle Wally Chambers
1972	Defensive Tackle Jim Osborne
1971	Safety Jerry Moore
1970	Guard Glen Holloway

Michael B. McCaskey

President and Chief Executive Officer



On November 11, 1983, Michael McCaskey became the third president in the 65-year history of the Chicago Bears, following his grandfather, George S. Halas, and his uncle, George S. Halas, Jr.

Since taking over as President and Chief Executive Officer of the Bears, McCaskey, 40, has initiated changes within the Bears organization. He named Bill Tobin Director of Player Personnel, heading up an expanded Bears scouting staff; named Bill McGrane Director of Marketing and Communications and named Patrick McCaskey Director of Community Involvement. Michael McCaskey takes a special interest in reaching out to fans and his management background led him to add in-house computer capabilities that will enhance Bears operations in the areas of coaching reports, ticketing, accounting and word processing.

"I am honored to have the opportunity to continue the proud tradition established by my grandfather and my Uncle Mugs," says McCaskey. "In recent years pro football has become more specialized. My job will be to define direction for the organization and to bring together the efforts of our management team. In a sense we are the 'new kids on the block,' and we are working very hard to build the Chicago Bears into a championship football team."

Commissioner Pete Rozelle named McCaskey to a six member, Long-Range Planning Committee along with Kansas City Chiefs owner Lamar Hunt, New York Giants owner Wellington Mara, and General Managers Mike Lynn of the Minnesota Vikings, Russ Thomas of the Detroit Lions and Bobby Beathard of the Washington Redskins. The Committee will examine long-range opportunities and challenges facing the National Football League.

McCaskey was born December 11, 1943, in Lancaster, Pennsylvania, but grew up in Illinois. He graduated from Notre Dame High in suburban Niles, where he played safety and quarterback on the football team. He then attended Yale University where he majored in philosophy and psychology and lettered as a split-end in football.

Following graduation from Yale in 1965, McCaskey taught junior high school for two years as Peace Corps Volunteer in Ethiopia and then returned to earn a doctorate degree in business at Case Western Reserve University. He taught for three years at UCLA (1972-75) before becoming associate professor of organizational behavior in the graduate school of management at Harvard (1975-82).

McCaskey and his wife, Nancy, were owners of a management consultant firm in Watertown, Massachusetts, prior to his joining the Bears. Their clients included Scott Paper Co., Digital Equipment Corp., AT&T and the New England Medical Center. He has authored a book, *The Executive Challenge: Managing Change & Ambiguity*, published by Pitman, in 1982.

McCaskey and his wife (Nancy) have one son, John Piersol (born June 5, 1984) and reside in Winnetka, IL.

Jerry Vainisi

Vice-President and General Manager



In 1984, Jerry Vainisi begins his first full year as general manager of the Chicago Bears...following a challenging "rookie" season that earned him the respect of club-leaders around the NFL.

Vainisi was named general manager of the club on August 24, 1983, by the late George Halas. Vainisi replaced Jim Finks, who resigned from the Bears before the final preseason game.

A solid financial/legal background has qualified Vainisi for the demanding tasks of club operation and contract negotiation. He has made those qualifications work by bringing great energy and enthusiasm to his job.

Vainisi, 41, joined the Bears in 1972, serving initially as club controller. He advanced to take on the duties of treasurer, and club in-house counsel before being named to his present position.

An accounting graduate of Georgetown University and a graduate of Chicago's Kent College of Law, Vainisi worked for the accounting firm of Arthur Andersen & Company prior to joining the Bears.

Vainisi's financial expertise serves the Bears well in the face of current, dramatic escalations in player salaries. His recent efforts to structure new contracts with running back Walter Payton evidenced those skills.

A Chicago native, Vainisi's first exposure to the NFL came with the Green Bay Packers, where he spent schoolboy summers as a ballboy. Vainisi's older brother, the late Jack Vainisi, directed the Packer scouting program at the time.

After completing his education, Vainisi worked briefly (1964-65) as a radio sports announcer in Monmouth, Illinois, before joining Arthur Andersen.

He and his wife, Doris, have five children.

Bill Tobin

Director of Player Personnel

One of the first items on Michael McCaskey's agenda when he took over as President and Chief Executive Officer of the Bears was to place emphasis on and expand the club's Player Personnel department.


In so doing, he promoted Bill Tobin from pro scouting director to Director of Player Personnel. Tobin, 42, now heads up an expanded scouting staff that includes veteran scout, Jim Parmer, along with Don King and Rod Graves.

Tobin served as the club's scouting director since 1975 prior to being named to his current position. He came to the Bears from the Green Bay Packers where he was pro scouting director for four years (1972-75).

Tobin was a star running back for the University of Missouri under Dan Devine from 1959-62. He was a three-year letterman as a halfback and a place-kicker. He was named the most valuable player in the 1962 Bluebonnet Bowl in which he led the Tigers to a 14-10 win over Georgia Tech.

Tobin began his professional career with the Houston Oilers in 1963 and scored a touchdown the first time he carried the ball for the Oilers. He coached football at Central (CT) State College in 1969 and 1970.

Born February 16, 1941, in Burlington Junction, Missouri, Tobin and his wife Dusene have three children and reside in Arlington Heights, IL.



Parmer



King



Graves

Jim Parmer — Regional Scout


Joined Bears in 1973 after his association with the Blesto scouting combine for eight years (1967-74)...As an NFL player, he was starter in the secondary and at fullback with the Philadelphia Eagles for nine seasons (1947-56)...Played on Eagles' 1948 and 1949 NFL championship teams...Coached three years at Texas Tech...Also worked briefly with the Redskins' personnel department...Wife (Mary), 3 children...Resides in Palatine, IL.

Don King — Regional Scout

Joined Bears in January, 1984...Served as scout for Houston Oilers for 2½ years and was associated with the Blesto scouting combine for 11½ years...Was Head Coach at the University of Hawaii for three years...Wife (Evelyn), 3 children...Resides in Sun Lakes, Arizona.

Rod Graves — Regional Scout

Joined Bears in January, 1984...Previously Assistant Director of Player Personnel with the Philadelphia Stars (1983)...Served as personnel scout for the Stars prior to being promoted...Earned B.S. degree in Economics from Texas Tech...Attended Strake Jesuit College Prep (Houston)...Is single...Resides in Houston, TX.



McGrane



P. McCaskey



Valdiserri

Bill McGrane — Director of Communications & Marketing

Another one of Michael McCaskey's more notable changes since taking over as the club's 3rd President was his naming Bill McGrane as Director of Communications and Marketing. An NFL veteran administrator for 18 years, McGrane joined the Bears as Assistant to the General Manager in 1975 after serving two years as Assistant to the President (George Halas) of the National Football Conference.

Prior to his stint with the League Office, McGrane served as the Minnesota Vikings Director of Public Relations for seven years (1966-72). McGrane served on the sports staff of the *Minneapolis Tribune* for eight years (1958-66) after beginning a writing career with the *Des Moines Register & Tribune* in 1958. He currently writes the "Insight" column in the weekly *Game Day Magazine*.

He and his wife Dorothy have four children and reside in Arlington Heights, IL.

Pat McCaskey — Director of Community Involvement

Joined Bears as ticket office assistant in 1974...Director of Public Relations (1982-83)...Assistant Director of Public Relations (1974-81)...Handles travel arrangements and entertainment at home games...Serves on the Board of several charities...Vice President of Sports Teams Organized for the Prevention of Substance Abuse...All-Catholic, all-America quarterback, linebacker-defensive signal caller for the 1966 Niles (IL) Notre Dame H.S. that finished 9-0...All-New England in cross country for Cheshire (CT) Academy in 1967...Graduate of Indiana University...Graduate student at DePaul...Placed second in the 1981 Armstrong 880...Finished first, on second attempt, in the 1982 1 1/2 mile Ditka Derby...Wife (Gretchen)...Resides in Deerfield (IL).

Ken Valdiserri — Coordinator of Media Relations

Joined Bears in March, 1984...Previously with Chicago White Sox as Assistant Director of Public Relations (1981-83)...Served as Administrative Assistant in Baseball Commissioners Office (1980)...Graduated from University of Notre Dame in May, 1980...Is single...Resides in Des Plaines, IL.



Arneson



Caito



Early



Emrich

George Arneson — Ticket Manager

Joined Bears in 1975 as Stadium Operations and Admissions Director...Previously with the Minnesota Vikings (1963-74)...Also served as assistant ticket manager for the Minnesota Twins (1961-63)...Worked for St. Paul entry in the U.S. Hockey League while an undergraduate at the University of Minnesota...Wife (Dorothy)...Resides in Arlington, Heights, IL.

Fred Caito — Trainer

Begins eighteenth season with the Bears...Was named Head Trainer in 1972...Received BS from St. Joseph's College (Rensselaer, IN) in 1969 and Master Degree from Northwestern in 1972...Member of NATA and American College of Sports Medicine...Wife (Joyce) and 2 children reside in Park Ridge, IL.

Ray Early — Equipment Manager


Joined Bears in 1976 after serving as assistant trainer for the Minnesota Vikings (1969-75)...Supervised Midway Stadium in St. Paul (MN), the Vikings former workout site...Wife (Marge)...Resides in Mundelein, IL.

Clyde Emrich — Strength Coordinator

Joined Bears in 1972 as Strength Coach and physical coordinator...Is fourteen time Central AAU weightlifting champion, five-times U.S. champion, U.S. Olympic squad member, Pan-American champion, member Weightlifting Hall of Fame...Broke two world records in '57: first man under 200 pounds to lift 400 and 409 pounds clean and jerk...Set four records as Pan-Am middle-heavy weightlifting champion...Wife (June), 2 children...Resides in Libertyville, IL.




Friedman



Gershuny



LeFevour



B. McCaskey

Mitch Friedman — Director of Photographic Services

Joined Bears in 1976 after a two-year stint in same capacity with Houston Oilers (1973-74)...Father (Bob) works for Dallas Cowboys and brother (Max) works for L.A. Raiders in same capacity...Also worked for NFL Films and NCAA Films on a part-time basis...Wife (Sandra) and two children reside in Vernon Hills, IL.

Greg Gershuny — Director of Information Services

Joined Bears in February, 1984...Previously started a systems consulting partnership in Chicago (1983-84)...Was with Arthur Young and Company as a Management Services Consultant (1981-83)...Graduated from the University of Indiana Graduate School of Business...Resides in Evanston, IL.

Tim LeFevour — Stadium Operations & Skybox Manager

Joined Bears as Skybox Manager in 1981...Previously with Chicago Park District as a writer for the Public Information Office (1979-81)...Also an Assistant Director at WGN-TV (1979)...Wife (Judy), 2 children and expecting third...Resides in Chicago, IL.

Brian McCaskey — Assistant Trainer

Joined Bears as assistant to Fred Caito in 1982...Previously Head Trainer at North Park College in Chicago...Graduated from North Park in 1982...Is consulting trainer for Chicago Sports Medicine in Chicago, and for Suburban Sports Medicine Center in Des Plaines...Resides in Chicago.



Phillips



Swiatek



Wuehrmann

Ted Phillips — Controller

Joined Bears as controller in September, 1983...Previously employed as an auditor and tax accountant with Ernst & Whinney (1979-83)...Graduated from the University of Notre Dame (1979)...He and wife (Lisa) reside in Chicago, IL.

Max Swiatek — Purchasing Agent

Joined Bears in 1934...Served as staff assistant to George S. Halas Sr...Other positions held include Equipment Manager, Trainer and Traveling Secretary...Has one son, 3 grandchildren...Resides in Chicago.

John Wuehrmann — Assistant Photographic Services Director


Enters third season with Bears...Previously with the University of Wyoming as athletic photographer (1978-79)...Graduated from Wyoming in 1978...Wife (Linda)...Resides in Mundelein, IL.



Bryan Harlan
Media Relations
Assistant



Richard McMurrin
Superintendent,
Halas Hall



Joe Regis
Groundskeeper

Mike Ditka

Head Coach

"I like his ability to handle himself and handle other people, and I know he'll do a good job getting people to play according to his desires."

Late Bear founder, George Halas



No other words could more accurately describe the man and the 1983 Bears football team, whom Ditka coached into winning five of its last six games in 1983.

Despite a 3-7 start in the first ten games of last season, Ditka led his troops to a 5-1 finish and a near playoff spot in the Super Bowl tourney. The Bears were not mathematically eliminated until the second to last weekend of the regular season. Their 8-8 finish represented the best finish by a Bear team since 1979 when Neill Armstrong's club recorded a 10-6 mark and the club's last playoff berth. The 3-1 pre-season mark last season also was the best since 1979 when that club won three of four decisions.

Michael Keller Ditka, 44, took over the Bear coaching reins on January 20, 1982, after serving nine years as an offensive coach under Tom Landry of the Dallas Cowboys. Ditka is the Bears' tenth head coach and a 23-year veteran of the NFL as both player and coach. He has been in league playoffs after 13 of those seasons. He has been a member of teams that have been NFC Champions five times and NFL champions three times.

While Ditka was a Cowboys offensive coach, Dallas was in the playoffs all but one season and won NFC Championships in 1975, 1977, and 1978 with the NFL crown following the 1977 season.

Born October 18, 1939, in Carnegie, Pennsylvania, Ditka had a 12-year NFL playing career with the Chicago Bears (1961-66), the Philadelphia Eagles (1967-68), and the Dallas Cowboys (1969-72), as a tight end. During those seasons, the Bears were in the playoffs once and the Cowboys four times. The Bears won the NFL Championship over the New York Giants 14-10 in 1963. In 1970, the Cowboys were the NFC Champs and after the 1971 season, they were NFL Champions.

Ditka's versatility brought him college all-American honors in 1960 at Pittsburgh, where he was a solid-two-way performer, defensively at end and middle linebacker, offensively as a receiver and blocker. He also was one of the nation's leading collegiate punters with a three-year average of 40 yards per boot. He starred in the East-West game and was voted the outstanding lineman in the Hula Bowl.

The Bears first round draft choice in 1961 (5th pick), Ditka was the NFL Rookie of the Year, all-NFL 1961-64, and played in five Pro Bowls (1962-66). In 1964, he set an NFL record for tight ends by catching 75 passes in a Bear uniform. The mark was broken in 1980 by San Diego's Kellen Winslow.

Ditka joined the Cowboys' coaching staff in 1973. In addition to handling the Dallas special teams, he has coached Pro Bowl performers at each receiver position—wideouts Drew Pearson and Tony Hill plus tight end Billy Joe Dupree.

Mike is actively involved in the Little City Foundation and the Fellowship of Christian Athletes. He and his wife Diana have four children; Mike (23), Mark (20), Megan (20) and Matthew (17).

Ditka's Pro Stats

RECEPTIONS

Year/Club	No.	Yds.	Avg.	TD	Gms.
1972, Cowboys	17	198	11.6	1	14
1971, Cowboys	30	360	12.0	1	14
1970, Cowboys	8	98	12.3	0	14
1969, Cowboys	17	268	15.8	3	12
1968, Eagles	13	111	8.5	2	11
1967, Eagles	26	274	10.5	2	9
1966, Bears	32	378	11.8	2	14
1965, Bears	36	454	12.6	2	14
1964, Bears	75	897	12.0	5*	14
1963, Bears	59	794	13.5	8	14
1962, Bears	58	904	15.6	5*	14
1961, Bears	56	1076	19.2	12	14
Career	427	5812	13.6	43	158

*Scored one additional touchdown on fumble recovery. Additional pro statistics: Carried twice for two yards, recovered one fumble, and returned three kickoffs for 30 yards in 1971.

Ditka's Bear Records

- 1) Most consecutive games, 1+ Pass Receptions 49 12/2/61—10/10/65
- 2) Most touchdowns, game 4 10/13/63 tied Harlon Hill 10/13/54

The Record on Mike Ditka

Pro Coaching

Chicago Bears, Head Coach; 1982 (3-6 record), 1983 (8-8), Dallas Cowboys, Offensive Coach (1973-81)

College Coaching

None

Playing Experience

Dallas Cowboys, Tight End, 1969-72
Philadelphia Eagles, Tight End, 1967-68
Chicago Bears, Tight End, 1961-66

College Playing Experience

University of Pittsburgh, Defensive End/Linebacker &
Receiver/Punter

Personal

Born October 18, 1939 in Carnegie, Pennsylvania
Wife: Diana. Daughters: Megan (20). Sons: Mike (23), Mark (22),
Matthew (17).

COACHING STAFF



Jim Dooley



Dale Haupt



Ed Hughes



Steve Kazor



Jim LaRue



Ted Plumb



John Roland



Buddy Ryan



Dick Stanfel

Jim Dooley—Research & Quality Control

Jim Dooley enters his 24th year in the employment of the Bears. Dooley, 53, has worn many hats since joining the Bears as a player in 1952. His career with the Bears includes time spent as a player, (1952-55, 57, 59-62), offensive coach (1963-65), defensive coach (1966-67), head coach (1968-71) and in his current position since 1981.

Dooley is currently in charge of studying and evaluating all players and teams in the League. His reports are used in development of the Bears' weekly game plans.

After starring as a halfback for Miami (FL), Dooley was a first-round draft pick of the Bears in 1952. He was used on defense as a rookie and led the team in interceptions. After shifting to flanker on offense in 1953, he led the team in pass receptions, an achievement he also reached in 1957 and 1959.

Dooley played nine seasons for the Bears and is the club's sixth all-time leading pass catcher. His playing days were interrupted twice: when he served the Air Force in 1955-56 and in '58 when he was sidelined with a broken ankle.

With Dooley as offensive coach for the Bears in 1965, the Bear's set an all-time scoring record with 409 points.

Dooley was born February 8, 1930 in Stoutsville, Missouri. He and his wife have 5 children and reside in Chicago.

Dale Haupt—Defensive Line

The last five games of 1983 best indicate the direction Dale Haupt has the Bears' defensive line corp heading for as they enter the 1984 campaign. Despite season-long injuries to defensive stand-out Dan Hampton, Haupt was influential in molding a good mix of veteran and young talent into a solid defensive front as 1983 came to a conclusion.

The Bears' front four allowed opponents an average of only 98.6 rushing yards a game over the last 5 contests in 1983 while recording 20 QB sacks during that same period.

Overall, the Bears finished the season with 51 sacks, the most by the Bears since Haupt joined the Bears staff in 1978. His defensive lines have averaged 41 sacks a year since arriving on the Bears' scene after spending 17 years coaching major college football.

Born April 12, 1929 at Manitowoc, Wisconsin, the three-time University of Wyoming letterman spent six years tutoring lineman in the Atlantic Coast Conference. His one year at Duke was preceded by a five-year stint at North Carolina (1972-76). He coached in the 1968 and 1971 Tangerine Bowls, the 1972 and 1975 Peach Bowls, the 1973 Liberty Bowl, and 1974 Astro-Bluebonnet Bowl.

Haupt began his college coaching career at Tennessee where he was head freshman coach for 1960-63. He joined the staff at Iowa State (1964-65) for two seasons before a six-year tour at the University of Richmond (1966-71).

He and his wife, Francis, have 2 children and reside in Libertyville, IL.

Ed Hughes—Offensive Coordinator

Gaining yardage was not a problem for the Bears in 1983 as their number one offensive rushing mark in the league indicates. In fact, the Bears outgained their opponents last year by a total of 698 yards and finished 6th in the NFL in total offensive yardage.

Those are numbers that Ed Hughes can be proud of, and they are a good indication of the influence that Hughes' experience and knowledge brought to the Bears last season.

Hughes, 57, came to the Bears February 1, 1982 from the Philadelphia Eagles and it marked a reunion for he and head coach Mike Ditka, who were coaching mates in Dallas, (1973-76). During those years, the Cowboys made the playoffs three times including a Super Bowl trip.

Prior to joining the Bears, Hughes was an offensive assistant with the Philadelphia Eagles after serving as offensive coordinator for the New Orleans Saints (1978-80), where he was a coaching mate of Dick Stanfel's.

Born October 23, 1927 at Buffalo, New York, Hughes played collegiately at Tulsa and professionally for the L.A. Rams and New York Giants as a defensive back.

Hughes began his coaching career with the Dallas Texans (1960-62). He also coached with the Denver Broncos (1963), the Washington Redskins (1964-67), the San Francisco 49ers (1967-70), the Houston Oilers (head coach, 1971), the St. Louis Cardinals (1972), and the Detroit Lions (offensive coordinator, 1977).

Ed and his wife, Nancy, have five children and reside in Libertyville, IL.

Steve Kazor—Special Teams

Steve Kazor enters his third year on the Bears coaching staff as the man in charge of the special teams.

He came to the Bears after spending three years in the Cowboys scouting department (1980-82) where he worked for Cowboy Vice President, Gil Brandt.

Kazor also has been an assistant coach-recruiting coordinator at Colorado State (1975), Wyoming (1976), and Texas El Paso (1979-80). He was head coach at Emporia College, where he was the youngest college coach in the country.

Kazor has held assistant coaching jobs at Texas-Arlington (1974), Texas-Austin (1976-79) and Westminster College (1970), where he played nose tackle for four years as a collegian.

Born February 24, 1948, in New Kensington, Pennsylvania, Kazor and his wife (Colleen) have two children and reside in Vernon Hills, IL.

Jim LaRue—Defensive Secondary

Jim LaRue may have drawn the toughest assignment among Bear coaches in 1983 when he lost veteran safety Gary Fencik early in the season due to a bothersome groin injury.

But, because LaRue had groomed a pair of rookies in Mike Richardson and Dave Duerson, the Bear secondary proved able to handle the task. In fact, it was the help of veterans Leslie Frazier (7 interceptions) and Terry Schmidt (5 pick-offs) combined with the rookies' contributions that left the Bears with a very capable secondary.

The Bears finished the 1983 season with 21 interceptions and since LaRue joined the coaching staff for the 1978 season, the team has averaged almost 20 interceptions a season while leading the NFC with 29 pick-offs in 1979.

LaRue joined the Bears after two seasons on the offensive staff of the Buffalo Bills. Prior to entering the NFL in 1975, he was an assistant coach at six major colleges and a successful head coach at the University of Arizona.

Mentor of the Wildcats for eight years (1959-66), the LaRue-coached Arizona team posted a 41-37-2 record and compiled an 8-1-1 mark as an independent in '61 while sharing the WAC title in 1964. The 8-1-1 mark is the best one-year record in Arizona football history.

A two-way halfback in college at Carson-Newman, Duke, and Maryland during the WWII years, LaRue is a Duke mathematics graduate, who holds a master's degree in education from Maryland.

Born August 11, 1925 in Clinton, Oklahoma, LaRue and his wife, Betty, have three children and reside in Libertyville, IL.

Ted Plumb—Receivers

Credit Ted Plumb's 10 years of professional coaching experience for rubbing off on two rookie receivers last year and enabling the Bears to possess one of the most threatening aerial attacks in the NFC.

Willie Gault and Dennis McKinnon were the Bears' young offensive weapons who combined for 1,162 yards and 12 touchdowns in 1983. And Plumb, 44, expects to be equally as busy this fall when he fine tunes those two, along with the veterans and incoming rookies.

Plumb joined the Bears staff in January, 1980 after three seasons each with the Atlanta Falcons and the New York Giants. He has been a coach for 18 years and began his NFL coaching career on the staff of Bill Arnsparger in New York working with the offensive backfield from 1974-76. Plumb then joined Leeman Bennett with the Falcons as quarterback-receiver coach for the '77 season.

Plumb played on Baylor teams that earned bowl invitations in 1960 (Gator) and 1961 (Gotham), where they split with Utah State (24-9) and Florida (13-12 loss).

He returned to Texas in '68 to join the staff at TCU for three seasons and followed those years with stints at Tulsa (1971) and Kansas (1972-73).

Raised in northern California, Plumb was born August, 20, 1939 at Reno, Nevada. He and his wife, Marianna, have three children and reside in Buffalo Grove, IL.

Johnny Roland—Offensive Backfield

Like a proud father feels about a new born child, Johnny Roland shared a similar sensation following his initial season with the Bears, as the team finished first in the NFL in rushing in 1983.

Roland brought eight years of pro playing experience as a running back when he joined the Bears prior to the '83 season. He was a fourth round draft choice of the St. Louis Cardinals in 1965 and joined the team in 1966. He was selected for the Pro Bowl in '67 and '68.

Roland's eight-year statistics include 1,015 carries, 3,750 yards, a 3.7 yard per carry average, 28 TD's; 153 receptions, 1,430 yards, 9.3 average, 6 TD's.

Born May 21, 1943, in Corpus Christi, Texas, Roland was a running back/cornerback at the University of Missouri from 1963 to 1965. He was an all-America as a senior.

In 1974, Roland assisted his former college coach, Dan Devine, on the Green Bay Packers' staff and followed Devine to Notre Dame in 1975. Roland was on the coaching staff of the Philadelphia Eagles from 1976-78. He has three children and resides in Vernon Hills, IL.

Buddy Ryan—Defensive Coordinator

The success of the Bears' defense was a key to the success of the team over the final weeks of the 1983 season, and defensive coordinator Buddy Ryan was often singled out for praise as a result.

The Bears allowed only an average 298 yards in the final six games of the season and as a result, finished 8th in the NFL in total defense.

Ryan, the Bear defensive coordinator for the past 5 seasons, improved to rank the Bears defense among the toughest in football.

One of the few coaches to have been to Super Bowls with two different teams, Ryan also tutors the Chicago linebackers. He was the Minnesota Vikings' defensive line coach for two seasons prior to joining the Bears in 1978. From 1968 through 1975, he was on the defensive staff of the New York Jets under Hall of Fame coach Weeb Ewbank.

A four-year letterman offensive guard at Oklahoma State from 1952-55, he began his coaching career at the University of Buffalo as a defensive coordinator from 1961 to 1965. He then served as a defensive coordinator at Vanderbilt (1966) and at the University of Pacific (1967) before joining the Jets. He was born February 17, 1934 at Frederick, Oklahoma. He and his wife, Joan, have three children and reside in Lincolnshire, IL.

Dick Stanfel—Offensive Line

It took more than Walter Payton, Matt Suhey and other Bear running backs to pace the Bears' to their league-leading rushing total in 1983. Under the tutelage of Dick Stanfel, the Bears offensive line made significant improvement last year and paved the way for Bear rushers to gain 2,727 yards.

Four-time all-pro guard Dick Stanfel, who served as the New Orleans Saints interim head coach for the final four games of 1980, prior to coming to Chicago, begins his fourth season on the Bears' coaching staff.

Stanfel split his playing career between the Detroit Lions (1953-55) and Washington Redskins (1956-58) and was the league's most valuable player in 1954 when the Lions won the league title.

He began his coaching career at the University of Notre Dame (1959-62) and spent one season (1963) on the University of California staff before taking his initial pro coaching assignment with the Philadelphia Eagles in '64.


After seven years on the Eagles staff, he joined the SF 49ers as line coach in 1971 and stayed by the Bay until moving to New Orleans in 1976. Stanfel attended the University of San Francisco and was Detroit's second round draft pick in 1951, but was injured in the college All-Star game and missed his rookie season. Born July 20, 1927 at San Francisco, Stanfel played in three NFL championship games.

One of Stanfel's biggest accolades as a coach came in the 1979 season when his offensive line at New Orleans allowed a record low 17 sacks during a 16-game season.

Stanfel has three children and resides in Libertyville, IL.

PLAYER BIOGRAPHIES

KELVIN ATKINS 51



Linebacker

Illinois

2nd Year

Ht: 6-3

Wt: 230

Born: 7/3/60
Orlando, FL

Acquisition: Signed as a Free Agent September 20, 1983

1983 SEASON: Joined the Bears prior to the Baltimore game (4th game)...Played in 13 games on specialty teams and as a reserve linebacker...**GAMES PLAYED: 13. GAMES STARTED: 0.**

PRO CAREER: Was waived by the Tampa Bay Buccaneers during training camp in the summer of '83 after joining the Bucs as an 8th round draft choice in '82...Was placed on injured reserve with a separated shoulder 8/31/82 before being waived.

COLLEGIATE, PERSONAL: Was a three-year starter at Illinois...Career stats show: 182 tackles, 3 interceptions, 5 fumble recoveries, 28 tackles for losses...Given name is Kelvin Lamar Atkins...Married (Belinda)...Lettered in football and basketball at Orlando Evans High School...Hobbies include writing poetry, bike-riding and drawing...Was a commerce major at Illinois...Involved in Red Cloud Athletic Fund.

Atkins' Pro Stats

Total Games: 13: 1983 (13)

Total Starts: 0



BOB AVELLINI 7

(ave-AH-lee-nee)

Quarterback

Maryland

10th Year

Ht: 6-2

Wt: 209

Born: 8/28/53
Queens, NY

Acquisition: Was first selection in the 6th round of the 1975 draft.

1983 SEASON: Appeared in all 4 Bears pre-season contests including a 9-for-14 performance and 146 passing yards (1 TD) vs. St. Louis (8/14)...Totals for exhibition games: 26-for-43 (.605), 373 yards, 1 TD (1 interception)...**GAMES PLAYED: 2. GAMES STARTED: 0.**

PRO CAREER: Enters his 10th season with the Bears...Best season to date in Bear uniform was '77 when he passed for 2,004 yards and 11 TD's including 52.6% of pass completions (154-for-293)...Joined Evans, Luckman, Blanda, Lujack, Wade, Bukich and Concannon as only Bears to have thrown for over 2,000 yards in a season...Started 42 consecutive games as a Bear QB before yielding to Mike Phipps (11/12/78)...Threw 1st Bear playoff TD pass since '46 at Dallas (12/26/77), hitting Steve Schubert for 34 yards...Has thrown for over 200 yards in one game 11 times.

COLLEGIATE, PERSONAL: Led the Maryland Terps to an 8-3 record and their 1st undisputed Atlantic Coast Conference Championship as a senior ('74)...College totals: 231 of 394 (58.5%); 3,323 yards; 15 TD's...Resides in Chicago...Avid golfer...Honor roll student at Maryland business administration...Captained football, basketball, and baseball teams at New Hyde Park Memorial High School...Involved in the Sports Teams Organized for Prevention of Drug Abuse, Chicago Boys Clubs, and is volunteer at YMCA Big Brother Program.

Avellini's Pro Stats

Year/Club	Gms./Sts.	Att.	PASSING				Int.	TDs	Rating	Att.	RUSHING			TD
			Com.	Pct.	Yds.						Yds	Avg		
1983 Bears	2/0	0	0	0.0	0		0	0	0.0	0	0	0.0		0
1982 Bears	2/2	20	8	40.0	84		0	0	52.9	0	0	0.0		0
1981 Bears	9/0	32	15	46.9	185		3	1	36.4	3	-1	-0.3		0
1980 Bears	0/0	0	0	0.0	0		0	0	0.0	0	0	0.0		0
1979 Bears	7/3	51	27	52.9	310		3	2	59.9	3	10	3.3		0
1978 Bears	13/12	264	141	53.4	1718		16	5	54.6	34	54	1.6		2
1977 Bears	14/14	293	154	52.6	2004		18	11	61.7	37	109	1.9		1
1976 Bears	14/14	271	118	43.5	1580		15	8	49.7	18	58	3.2		1
1975 Bears	8/4	126	67	53.2	942		11	6	57.3	4	-3	-0.8		1
Career	69/49	1057	530	50.1	6823		66	33	55.3	99	227	2.3		5

Avellini's Single Game Highs

Long Pass: at Detroit 11/24/77, 75t to Walter Payton.

Top Percentage: at Detroit 9/17/78, 75.0 (9-12-151).

Most Completions: at Green Bay 10/8/78, (23-37-224).

Most Attempts: vs Saints 10/2/77, 38 (18-38-235).

Most Yards: at Detroit 11/24/77, 260 (14-21-260).

Most TD Passes: 3, three times: last vs Rams 10/10/77 (11-17-219).

Most Rushes: 6, three times: last vs Tampa Bay 11/26/78 (6/-1).

Most Yards Rushing: vs Rams 10/10/77, 32 (6-32).

Long Run: vs Rams 10/10/77, 21 (6-32).

Most Rush TDs: 1, five times: last vs Tampa Bay 11/26/78.

BRIAN BASCHNAGEL 84 (bash-nay-gull)

Wide Receiver


Ohio State

9th Year

Ht: 6-0

Wt: 184

**Born: 1/8/54
Kingston, NY**



Acquisition: Third round draft choice in 1976.

1983 SEASON: Started 4 games at wide receiver... Best one-game performance was vs. Atlanta 9/4 when he caught 3 passes for 42 yards... Finished year 3rd on the club in specialty team tackles (20)... Returned 3 kickoffs for 42 yards (14.0 yard average)...

GAMES PLAYED: 16. GAMES STARTED: 4.

PRO CAREER: Enters his 9th year with the Bears in '84... Begins the season 14th on the all-time Bears receiving list in catches (128) and 12th on the all-time receiving list in yardage (1,971)... Best one-season performance was '81 when he caught 34 passes for 554 yards and 3 touchdowns... 43 of 128 receptions (34%) have come on third down plays... Caught 1st pro TD pass (54 yards) from Walter Payton (10/21/79) at Minnesota... Led Bear kickoff return men in 1st 3 seasons... Led NFL in KOR yards as a rookie with 754... Set a Bear standard with 8 KOR's at Houston (11/6/77)... Was special teams captain as a rookie... Voted Brian Piccolo Award by veterans after '76 season... 2nd unit PFWA all-rookie selection... Begun Bear career as a cornerback.

COLLEGIATE, PERSONAL: Two-time academic all-America as wingback at Ohio State... Played in 4 Rose Bowls... Made 670 yards rushing at O.S.U., 794 receiving, 406 returning kickoffs and 167 yards returning punts... Owned a 7.8 yard per carry average... From Woody Hayes: "I've never coached a more willing athlete"... Played in last college all-star game (Pittsburgh 24-0)... Also played in Hula and Japan Bowls... Given name is Brian Dale Baschnagel... Married (Mindy)... NCAA Football Foundation Hall of Fame Scholar Athlete... Involved in Big Brothers, Sports Teams Organized for Prevention of Drug Abuse, Red Cloud Athletic Fund, Chicago Board of Education, Chicago Boys Clubs, Brian Piccolo

BEARS / 19

Cancer Research Fund and Multiple Sclerosis Society... Graduated from Pittsburgh North Alleghany High where he was Prep all-America... Gained 450 yards in one game... Appointed Bears alternate player representative to NFLPA... Favorite book is "Catcher In The Rye" by J.D. Salinger... Has B.A. in finance.

Baschnagel's Pro Stats

Year/Club	Gms./Sts.	RECEIVING				PUNT RET.				KICK OFF RETURNS			
		No.	Yds.	TD	No.	Yds.	TD	No.	Yds.	Avg.	TD		
1983 Bears	16/4	5	70	0	0	0	0	3	42	14.0	0		
1982 Bears	9/9	12	194	2	0	0	0	0	0	0.0	0		
1981 Bears	16/15	34	554	3	0	0	0	2	34	17.0	0		
1980 Bears	16/15	28	396	2	0	0	0	0	0	0.0	0		
1979 Bears	16/11	30	452	2	0	0	0	12	260	21.6	0		
1978 Bears	16/1	2	29	0	1	2	0	20	455	22.7	0		
1977 Bears	10/4	4	50	0	3	54	0	23	557	24.2	1		
1976 Bears	14/12	13	226	0	2	2	0	29	754	26.0	0		
Career	113/71	128	1971	9	6	58	0	89	2102	23.6	1		

Baschnagel's Single Game Highs

Long Catch: 72 vs Vikings 12/6/81, from Bob Avellini.
Most Caught: 6, vs Bengals 12/14/80 (6-56); at Minnesota 10/4/81 (6-69).
Most 3rd down Catches: 6, vs Bengals 12/14/80 (6-56).
Most Yds. Rec: 104, vs Vikings 10/21/79, (4-104).
Most KORs: 8, at Houston 11/6/77, (8-185).

Long KOR: 84t vs Falcons 10/23/77, (5-162).
Most Yds. KORs: 185, at Houston 11/6/77, (8-185).
Long PR: 42 vs Chiefs 11/13/77, (1-42).
Most PRs: 1, six times; last at Minnesota 11/12/78 (1-2).
Most Yds. PRs: 42, vs Chiefs 11/13/77, (1-42).
Combined Yards: 232, vs Chiefs 11/13/77 (Rec. 48, KOR 142, PR 42).

KURT BECKER 79



Guard

Michigan

3rd Year

Ht: 6-5

Wt: 270

Born: 12/22/58
Aurora, IL

Acquisition: Sixth round draft choice in 1982.

1983 SEASON: Began the season as reserve at right guard... Started the final 14 games of the season at right guard... Made his first professional start at New Orleans 9/18... **GAMES PLAYED:** 16. **GAMES STARTED:** 14.

PRO CAREER: Begins his 3rd year with the Bears... Played in the final five games of the '82 season after spending the first 2 games of the year on the inactive list.

COLLEGIATE, PERSONAL: Was a Consensus all-America and Lombardi Trophy semi-finalist after 4 years at Michigan under Bo Schembechler... Wolverines were ranked 13th nationally in rushing offense in his senior year... Entered Michigan at 216 pounds... All-America Strength Team member... Redshirted in '77... Given name Kurt Frank Becker... Was a three-sport standout at Aurora (IL) East High... Earned business communications degree at Michigan... Involved in Red Cloud Athletic Fund and Brian Piccolo Cancer Research.

Becker's Pro Stats

Total Games 21: 1982 (5), 1983 (16)

Total Starts 14: 1982 (0), 1983 (14)

TODD BELL 25

Safety

Ohio State

4th Year

Ht: 6-1

Wt: 205

Born: 11/28/58
Middletown, OH



Acquisition: Fourth-round draft choice in 1981.

1983 SEASON: Started first 15 games of the season before missing Green Bay game (12/18) with a minor knee injury... Was 2nd on the team in tackles with 115, solo tackles (92) and assists (23)... Was selected as the second alternate in the PRO BOWL... Was also used as a kickoff returner... Defended 6 passes while recovering 1 fumble (vs. N.O., 9/18) and forcing another... **GAMES PLAYED:** 15. **GAMES STARTED:** 15.

PRO CAREER: Begins 4th year with the Bears... Owns the 4th longest Bear interception off Eric Hipple 11/11/81 (92 yards, TD)... Finished 2nd in special team tackles with 28 in '81... Was the 95th player selected in the '81 draft... Was tried at safety and cornerback in Bear camp in '81.

COLLEGIATE, PERSONAL: UPI, NEA 2nd team all-America at OSU... Was twice selected to the UPI 1st team all-Big Ten... National Strength Coaches Association All-Strength Team... Played in Hula and Japan Bowls... Raced 20 yards with blocked punt to score winning TD in 18-15 victory over Michigan in '79... Win sent Buckeyes to Rose Bowl... Stripped Charles White of ball to save TD in '80 Rose Bowl (USC 17, OSU 16)... Made 3 interceptions including 1 for a TD return... College stats show: 3 interceptions, 46 return yards, 227 tackles, 139 solo tackles... Given name Todd Anthony Bell... Father is a minister... Was prep all-America linebacker at Middletown (OH) High School... Track star and state long jump champ for 3 straight years... Broke Jesse Owens' '33 prep record in long jump with 25' 5" leap... Finished 3rd in state 100-yard dash with a time of: 09.7... Working on degree in physical education.

Bell's Pro Stats

Year/Club	INTERCEPTIONS			Tkls/ Solo	Fum. Rec.	Pass Def.	Force Fum.	Sack -Yds	Games/ Starts
	No.	Yds.	TD						
1983 Bears	0	0	0	115/92	1	6	1	3/30	15/15
1982 Bears	0	0	0	13/12	0	4	1	1/9	9/0
1981 Bears	1	92	1	32/22	1	5	2	0/0	16/0
Career	1	92	1	160/126	2	15	4	4/39	40/15

Bell's Single Game Highs

Most Tackles: 8, vs Redskins 10/11/81.
Most Solos: 7, vs Redskins 10/11/81.

Long Interception: 92t vs Lions 11/22/81 off Eric Hipple.

MARK BORTZ 62

Guard

Iowa

2nd Year

Ht: 6-6

Wt: 271

Born: 2/12/61
Pardeeville, WI



Acquisition: Was second choice in eighth round of 1983 draft.


1983 SEASON: Was converted from a defensive lineman to an offensive guard prior to the final pre-season game last year... Is big, fast, strong and agile... Mike Ditka says about Bortz: "He has a great future as an offensive guard..." **GAMES PLAYED: 16. GAMES STARTED: 0.**

COLLEGIATE, PERSONAL: Was the 219th player selected in the draft... Was defensive co-captain and standout at Iowa... Played in the East-West Shrine game... College stats show: 231 total tackles, 126 solo tackles; 1 forced fumble, 6 recovered fumbles, 8 deflected passes, 1 blocked kick... Was all-America... Finishing up degree at Iowa in the off-season while aiding Iowa football players in weight program... Given name is Mark Steven Bortz... Was all-state in football and basketball... Conference champion and school record-setter for shot-put and discus at Pardeeville (WI) High School.

Bortz's Pro Stats

Total Games: 16; 1983 (16)

Total Starts: 0; 1983 (0)



BRIAN CABRAL

54

(KA-brawl)

Linebacker

Colorado

6th Year

Ht: 6-1

Wt: 227

Born: 6/23/56
Ft. Benning, GA

Acquisition: Signed as Free Agent 9/1/81.

1983 SEASON: Started first 4 games at RLB... Alternated at LB while playing on specialty teams for the final 12 games of the season... **GAMES PLAYED: 16. GAMES STARTED: 4.**

PRO CAREER: Originally joined Bears as free agent 8/21/81 before being waived on 8/31/81... Signed with Packers as free agent (11/5/80) and played in 7 games that season... Waived by Packers in training camp of '81... Was also a member of the Baltimore Colts in '80, but was waived (9/2/80)... Original team was Atlanta, who selected him as their 4th round draft choice in '78... Sat out that season because of knee injury... Played in 3 games for the Falcons in '79 and made 3 starts... Was then traded to Colts (8/80).

COLLEGIATE, PERSONAL: Was a 3-year letterman at Colorado... Was 2nd team all-Big Eight member... Played in Blue-Gray game... Given name Brian David Cabral... Hawaiian surname is Kealiihaheo... Married (Becky)... One son (Kyle), one daughter (Maile)... Prepped at Honolulu St. Louis High... Involved with a professional athletes Christian ministry—Athletes for Christ during off-season... Hobbies include basketball, racquetball... Is involved in Fellowship of Christian Athletes, Pro Athletes Outreach Special Olympics, Sports Teams Organized for Prevention of Drug Abuse, Brian Piccolo Cancer Research Fund... Has BSR in therapeutic recreation.

Cabral's Pro Stats

Year/Club	INTERCEPTIONS			Tklts/ Solo	Fum. Rec.	Pass Def.	Force Fum.	Sack -Yds	Games/ Starts
	No.	Yds.	TD						
1983 Bears	0	0	0	17/15	0	0	0	1/10	16/4
1982 Bears	0	0	0	1/0	0	0	0	0/0	8/0
1981 Bears	0	0	0	33/27	0	2	1	0/0	16/4
1980 Packers	0	0	0	10/8	0	0	0	1/0	7/0
1979 Falcons	0	0	0	0/0	0	0	0	0/0	3/0
Career	0	0	0	61/50	0	2	1	2/10	50/8

Cabral's Single Game Highs

Most Tackles: 12, vs Broncos 12/20/81.

Most Solos: 9, at Kansas City 11/8/81.
vs Broncos 12/20/81.

JIM COVERT 74

Tackle Pittsburgh 2nd Year

Ht: 6-4 Wt: 283 Born: 3/22/60
Conway, PA



Acquisition: First round selection in the 1983 draft.

1983 SEASON: Emerged as a solid offensive lineman after only 1 year in the professional ranks...Started at left tackle for all 16 games...Mike Ditka says of Covert: "Jimbo is going to be a great tackle. He more than satisfied our expectations for a 1st year player"...Was a consensus all-rookie selection (Football Digest, UPI, PFW)...**GAMES PLAYED:** 16.
GAMES STARTED: 16.

COLLEGIATE, PERSONAL: Two-year all-America at Pittsburgh...Lombardi Trophy semi-finalist...Gave-up only 3 sacks in 3 years; none his senior year...Is a dedicated weight lifter...Was red-shirted in '79...Saw action in goal-line and short yardage situations as freshman DT/MG...Played in Senior and Hula Bowls...Given name James Paul Covert...Married (Penny)...All-state at Freedom (PA) High...Recruited by 70 colleges...Three-year letterman in football, wrestling...Captained both...Pinned all but 1 of his opponents as senior...Enjoys jazz, Hemingway...English major...Is a member of Chicago Boys Clubs, Fellowship of Christian Athletes, Lake Forest Chamber of Commerce, Brian Piccolo Cancer Research and Better Boys Foundation.

Covert's Pro Stats


Total Games: 16: 1983 (16)

Total Starts: 16: 1983 (16)

RICHARD DENT 95

Defensive End Tennessee State 2nd Year

Ht: 6-5 Wt: 253 Born: 12/13/60
Atlanta, GA



Acquisition: First selection in the eighth round of the 1983 draft.

1983 SEASON: Emerged as a solid replacement for the injured Dan Hampton...Was awarded the game ball vs. San Francisco (11/27) as a substitute...Made first pro start vs. Philadelphia (11/13) and contributed with 4 tackles and 1 assist...**GAMES PLAYED:** 16.
GAMES STARTED: 3.

COLLEGIATE, PERSONAL: Was 203rd player selected in '83 draft...Set Tennessee State record with 39 career sacks... College stats show: 158 total tackles, 72 solos, 6 fumble recoveries...Given name Richard Lamar Dent...All-state at Atlanta Murphy High...Hobbies include racquetball, tennis, swimming, horseback riding... Commercial arts major.

Dent's Pro Stats

Year/Club	Int/Yds.	Tkls/ Solo	Fum. Rec.	Pass Def.	Force Fum.	Blk Kick	Sack -Yds	Games/ Starts
1983 Bears	0/0	12/9	0	0	1	0	3/28	16/3

**DAVE DUERSON****22****(DO-er-sen)****Safety****Notre Dame****2nd Year****Ht: 6-1****Wt: 205****Born: 11/28/60
Muncie, IN****Acquisition: Third round draft choice in 1983.**

1983 SEASON: Played a key role in the secondary filling in for the injured Gary Fencik... Started 6 of the last 7 games at free safety... Made 12 tackles vs. Green Bay 12/4 and eight tackles vs. L.A. Rams (11/6)... Finished 9th on the team in tackles with 49 including 41 solos... Was 3rd on team in specialty team tackles with 16 including 9 solos and 7 assists... Finished year with best KOR average (22.0)... **GAMES PLAYED: 16. GAMES STARTED: 6.**

COLLEGIATE, PERSONAL: Four-year starter at Notre Dame... Set school record with 256 career interception yards... Picked-off 12 opponent passes... Set school record with 103 punt returns for 2nd best (869 yards)... Was captain and MVP in '82... ND stats show: 176 solo tackles, 36 passes deflected, 3 fumble recoveries... Given name David Russell Duerson... Married (Alicia)... Son (Chase Anthony)... All-America at Muncie (IN) Northside High... Earned 10 letters (3 football, basketball, 4 baseball)... Plays all brass instruments... Toured 38 countries in 34 days with U.S. Ambassador Band in summer of '75... National Honor Society member... Spent summer of '81 as a law clerk in Miami, FL... Spent summer of '82 in Indiana Senator Richard Lugar's Washington D.C. office... Formed a non-profit corporation geared towards helping youth with adjustments and awareness to drugs and alcohol... Economics major... Involved in Red Cloud Athletic Fund and Brian Piccolo Cancer Research.

Duerson's Pro Stats

Year/Club	INTERCEPTIONS				Tkls/ Solo	Fum. Rec.	Pass Def.	Force Fum.	Blk. Kick	Sack -Yds
	No.	Yds.	Avg.	TD						
1983 Bears	0	0	0	0	49/41	0	4	1	0	0
Kickoff						Punt Return	Yds.	Avg.	TD	Gms./ Sts.
1983 Bears	3	66	22.0	0		0	0	0	0	16/6

Duerson's Single Game Highs

Longest Kickoff Return: 24 vs Green Bay
12/18/83 (3-66)

Most Tackles: 12 at Green Bay (12/4/83).
Most Solos: 11 at Green Bay (12/4/83).

**PAT DUNSMORE****88****(Done-z-more)****Tight End****Drake****2nd Year****Ht: 6-3****Wt: 237****Born: 10/2/59
Duluth, MN****Acquisition: Fourth round draft choice in the 1983 draft.**

1983 SEASON: Played in all 16 games and made his 1st pro start vs. Philadelphia (11/13)... Made his first pro reception vs. Minnesota (10/9)... Was the 2nd leading Bear receiver in the following game at Detroit when he caught 5 passes for 73 yards... **GAMES PLAYED: 16. GAMES STARTED: 1.**

COLLEGIATE, PERSONAL: Was the 107th player selected in the '83 draft... Was all-America at Drake... Switched from wide receiver to tight end... Bulldogs' 3rd leading career receiver with 128 receptions for 1,771 yards, 7 touchdowns... Given name Patrick Neil Dunsmore... Married (Blanca)... All-conference in football and all-area in basketball at Ankeny (IA) High... Involved in the Brian Piccolo Cancer Research.

Dunsmore's Pro Stats

Year/Club	RECEIVING				RUSHING				Gms/Sts
	No.	Yds.	Avg.	TD	No.	Yds.	Avg.	TD	
1983 Bears	8	102	12.8	0	0	0	0	0	16/1

Dunsmore's Single Game Highs

Long Catch: 24 at Detroit 10/16/83 (5-73).
Most Caught: 5 at Detroit 10/16/83 (5-73).

Most Yds. Rec.: 73 at Detroit 10/16/83 (5-73).

ROB FADA 64

(fade-a)

Guard


Pittsburgh

2nd Year

Ht: 6-2

Wt: 258

Born: 5/7/61
Fairborn, OH



Acquisition: First selection in the ninth round of the 1983 draft.

1983 SEASON: Opened the season as the Bears' starting left guard (1st 3 games)...Sprained medial collateral ligament in right knee vs. New Orleans (9/18)...Was activated (11/11) and played the following week at Tampa Bay (11/20)...**GAMES PLAYED:** 5. **GAMES STARTED:** 3.

COLLEGIATE, PERSONAL: Was an academic all-America at Pittsburgh...Played in Shrine Bowl...Was a 3-year starter at left guard for the Panthers and in 3 of those years played with Bears' '83 number 1 draft choice, Jim Covert...Given name is Robert Alan Fada...Married (Karen)...Three-year letterman in football and a 2-year letterman in track at Parks Hill High School...Hobbies include weight lifting, racquetball and sailing...Pre-med major.

Fada's Pro Stats


Total Games: 5 (1983)

Total Starts: 3 (1983)

THANKSGIVING DAY GAMES Bears 7-5

11/29/34 Bears 19, Lions 16
11/28/35 Lions 14, Bears 2
11/26/36 Lions 13, Bears 7
11/28/37 Bears 13, Lions 0
11/24/38 Lions 14, Bears 7
11/27/47 Bears 34, Lions 14

11/24/49 Bears 28, Lions 7
11/26/64 Bears 27, Lions 24
11/24/77 Bears 31, Lions 14
11/22/79 Lions 20, Bears 0
11/27/80 Bears 23, Lions 17
11/26/81 Cowboys 10, Bears 9



GARY FENCIK 45

(Fen-sick)

Safety

Yale

9th Year

Ht: 6-1

Wt: 193

Born: 6/11/54
Chicago, IL

Acquisition: Signed as a Free Agent 9/15/76.

1983 SEASON: Started first 4 games at free safety...Bothersome groin injury sidelined him for most of the season...Suffered injury 9/25 at Baltimore and then re-injured 10/16 at Detroit...Was the 2nd leading tackler in the opening game vs. Atlanta (9/4) with 6 solos and 1 assist...Also made 6 solos at New Orleans (9/18)...Was awarded game ball at Minnesota (12/11) when he made 6 solos and an interception that halted a Viking drive in the first half...Also picked-off pass in final game vs. Packers (12/18)...**GAMES PLAYED: 8. GAMES STARTED: 7.**

PRO CAREER: Enters the '84 season with 25 career interceptions...Needs 3 pick-offs to surpass Bennie McRae for the 2nd position on the all-time Bear career interception list...PFW all-NFL in '82...AP, Sporting News all-NFL, UPI all-NFC in '81...Voted to NFC Pro Bowl squad for 2nd time after '81 season, first time as starter...Scored first NFL career TD with 69-yard interception return vs. Broncos 12/20/81...Led the Bears in tackles in '82 with 82...Underwent knee (left medial ligament) and ankle (left) surgeries following all-Pro '79 season when he made career high 6 interceptions...Owns 6 game ball trophies; Minnesota 12/11/83, Detroit 11/21/82, Denver 12/20/81, Detroit, 11/4/79, Washington 12/16/78, Tampa Bay 12/4/77...Has played in 105 of 116 games since joining the club as a free agent...Made first pro interception off Joe Namath...Was Miami's 10th round pick in '76 but training camp injury/illness forced cut.

COLLEGIATE, PERSONAL: Wide receiver who set Yale record with 82 receptions for 1,435 yards, 7 TD's—since broken by Curt Grieve...All-Ivy League in '75 with 42 catches for 729 yards (3 TD's)...Owned a 99-yard TD reception in '75 vs. Princeton...Caught 11 for 187 yards vs. Harvard in '74...Had TD in East-West game...Given name John Gary Fencik...Father is assistant principal of Barrington (IL) High School...Studying for master's in business during off-season...Has vacationed in Kenya...Took seminar from Howard Cosell as collegian...Captained Barrington High football, basketball teams...Spent spring '75 studying in London...Has BA in history from Yale...Involved in YMCA, Brian Piccolo Cancer Research and Lake Forest Chamber of Commerce.

Fencik's Pro Stats

Year/Club	INTERCEPTIONS			Tkl/s/ Solo	Fum. Rec.	Pass Def.	Force Fum.	Sack -Yds.	Games/ Starts
	No.	Yds.	TD						
1983 Bears	2	34	0	36/25	1	5	1	0/0	8/7
1982 Bears	2	2	0	82/52	0	5	0	0/0	9/9
1981 Bears	6	121	1	135/112	1	17	2	1/9	16/16
1980 Bears	1	8	0	125/95	3	8	0	1/0	15/15
1979 Bears	6	31	0	103/73	1	9	0	0/0	14/14
1978 Bears	4	77	0	130/95	2	10	2	0/0	16/16
1977 Bears	4	33	0	133/93	0	7	1	0/0	14/14
1976 Bears	0	0	0	15/9	1	0	0	0/0	13/0
Career	25	306	1	759/554	9	61	6	2/9	105/91

Fencik's Single Game Highs

Long Intercept: 69t vs Broncos 12/20/C1 off Craig Morton (1-69).
Most Deflections: 3 at Tampa Bay 12/4/77, at Kansas City 11/8/81.

Most Intercepts: 2 three times.
Most Solos: 12 at St. Louis 9/25/77.
Most Total Tackles: 17 at St. Louis 9/25/77.
Last interception: vs Green Bay 12/18/83.


Cornerback

Southern Cal

4th Year

Ht: 5-11

Wt: 190

Born: 2/25/58
Culver City, CA**Acquisition: Seventh round draft choice in 1981.**

1983 SEASON: Suffered a broken leg at Philadelphia (10/23)...Spent remainder of the season on injured reserve...Leg is 100% entering '84 campaign after a vigorous off-season conditioning program...Despite missing 8 games, he finished 2nd on club in punt returns (13) and yards (71)...Finished year with 28 tackles including 22 solos...Recorded 9 tackles and 3 assists at Baltimore (9/25)...Also contributed 5 tackles at Detroit (10/16)...**GAMES PLAYED: 8. GAMES STARTED: 3.**

PRO CAREER: Recorded 3 interceptions (2nd on club) in '82...Also finished first on club in punt returns (9)...Set club records for most punt returns (43) and most punt return yards (509) in '81...Earned game ball vs. Vikings (12/6/81) after picking-off pass, recovering fumble, 1 forced fumble and 5 punt returns for 49 yards...88-yard punt return for TD vs. Buccaneers 9/20/81 was longest by Bear in Soldier Field, longest vs. Bucs, and longest by Bear since Scooter McLean raced 89 yards vs. St. Louis Cardinals (10/11/42)...Was Bears' 6th pick in '81 and 177th player overall.

COLLEGIATE, PERSONAL: Made 12 tackles, 1 interception in '79 win over Notre Dame...80 all-Pac 10 academic team with 3.36 GPA...Career Defensive stats at USC show: 5 intercepts, 108 tackles, 3 fumble recoveries, 11 passes broken-up...Was also a barefoot back-up place kicker...Given name Jeffrey Michael Fisher...Prepped at Woodland Hills High...Was Scholastic Coach all-America WR as senior...Set LA prep record with 13 for 284, 2-TD day...Owned 6 interceptions as senior...Favorite book, "The Choir Boys" by Joseph Wambaugh...Sells computer soft-ware during off-season...Has BS degree in Public Administration...Involved in Sports Teams Organized for Prevention of Drug Abuse, Lake Forest Chamber of Commerce and the Brian Piccolo Cancer Research Fund.

Fisher's Pro Stats

	INTERCEPTIONS				Tkls/ Solo	Fum. Rec.	Pass Def.	Force Fum.	Blk. Kicks	Sack -Yds
Year/Club	No.	Yds.	Avg.	TD						
1983 Bears	0	0	0	0	28/22	0	1	0	0	0/0
1982 Bears	3	19	6.3	0	29/23	0	2	0	0	0/0
1981 Bears	2	3	1.5	0	21/18	1	3	1	0	0/0
Career	5	22	4.4	0	78/63	1	6	1	0	0/0
	KICKOFF RETURNS				PUNT RETURNS				Gms./ Sts.	
Year/Club	No.	Yds.	Avg.	TD	No.	Yds.	Avg.	TD		
1983 Bears	0	0	0	0	13	71	5.5	0	8/3	
1982 Bears	7	102	14.6	0	9	65	7.2	0	9/0	
1981 Bears	6	96	16.0	0	43	509	11.8	1	16/0	
Career	13	198	15.2	0	65	645	9.9	1	33/3	

Fisher's Single Game Highs


Long Punt Return: 88t vs Buccaneers 9/20/81
(2-93).

Most Punt Returns: 5 at Green Bay 11/15/81
(5-39); vs Vikings 12/6/81 (5-49), vs Tampa

Bay 9/11/83 (5-27).

Most Solos: 7 at Detroit 10/19/81.

Long Interception Return: 19 at Los Angeles
12/26/82 (1-19).



LESLIE FRAZIER 21

Cornerback

Alcorn State

4th Year

Ht: 6-0

Wt: 189

Born: 4/3/59
Columbus, MS

Acquisition: Signed as a Free Agent 7/18/81.

1983 SEASON: Finished the season tied for 3rd (w/8 others) in the NFL in interceptions with 7...Was also 3rd in NFL return yards (135) while ranking 2nd in NFL in average per return (19.3)...Picked off a John Elway pass vs. Denver (10/2) and returned for TD...Was awarded game ball vs. Philadelphia (11/13) after picking-off a pass, recovering a fumble and making 4 solo tackles...Recorded 7-tackle performances at New Orleans (9/18) and at Green Bay (12/4); also had 2 interceptions vs. Green Bay and returned 1 for 56 yards...Finished year leading the team in passes defended (21) while ranking 7th on the club in tackles (60)...**GAMES PLAYED: 16. GAMES STARTED: 16.**

PRO CAREER: Played in all 9 games during the '82 campaign...Deflected 12 passes to lead the team...Played in 12 games in '81...1 of 4 rookie defensive backs to make team.

COLLEGIATE, PERSONAL: Three-year letterman at Alcorn State...Two-year all-Southwestern Conference; MVDB '81...Kodak all-America...Played in Sheridan College All-Star game...Most valuable defensive back for Alcorn State in '80...MVP on baseball team...All-conference in baseball and 2-year letterman...Captain in '79...Given name Leslie Antonio Frazier...Married (Gale)...Prepped at Columbus (MS) High...Hobbies include music, basketball, ping-pong...Favorite book: Bible...Has degree in Business Administration...Involved in Red Cloud Athletic Fund, Fellowship of Christian Athletes, Lake Forest Chamber of Commerce and Brian Piccolo Cancer Research Fund.

Frazier's Pro Stats

Year/Club	INTERCEPTIONS		Tkls/	Fum.	Pass	Force	Blk.	Sack	Games/ Starts
	No.	Yds.	Solo	Rec.	Def.	Fum.	Kicks	-Yds	
1983 Bears	7*	135	60/52	1	21*	0	0	0/0	16/16
1982 Bears	2	0	31/28	1	12	1	0	1/7	9/6
1981 Bears	0	0	2/2	0	0	0	0	0/0	12/0
Career	9	135	93/82	2	33	1	0	1/7	37/22

KICKOFF RETURNS

Year/Club	No.	Yds.	TD
1983 Bears	0	0	0
1982 Bears	0	0	0
1981 Bears	6	77	0
Career	6	77	0

*Led Team

Frazier's Single Game Highs

Long Intercept: 56 at Green Bay 12/4/84	Most Solos: 8 at Minnesota 11/28/82
Most Deflections: 5 vs. Patriots 12/5/82	Most Tackles: (twice) 8 at Minnesota 11/28/82; at New Orleans 9/18/83
Most Intercepts: 2 at Green Bay 12/4/83 (2-75)	Last Interception: vs. Packers 12/18/84 (1-30)

ANDY FREDERICK 71

Tackle


New Mexico

8th Year

Ht: 6-6

Wt: 269

Born: 7/25/54
Oak Park, IL



Acquisition: Was acquired from Cleveland Browns in exchange for past considerations (Gerry Sullivan) April 28, 1983.

1983 SEASON: Played in all 16 games including a starting nod as the right tackle in the last 6 games... Signed a series of 1-year contracts (12/30/83)... **GAMES PLAYED:** 16. **GAMES STARTED:** 6.

PRO CAREER: Played 7 games for the Browns in '82 after being claimed on waivers from the Dallas Cowboys (9/8/82)... Was a reserve right tackle in Cleveland, but was a left tackle in Dallas, where Ditka worked with him for 5 years... Re-signed by Cowboys (8/31/79) after being waived (8/21/79)... 5th round draft choice of Cowboys in '77.

COLLEGIATE, PERSONAL: Was defensive tackle at New Mexico and played in East-West Shrine game... Is a native of Broadview (IL) and played at Westchester St. Joseph before enrolling at New Mexico... Given name Andrew Brian Frederick... Married (Danita)... Hobbies include golf, Singing Dalmation, wood working... Resides in Libertyville, Illinois... Involved in Sports Teams Organized for Prevention of Drug Abuse and Brian Piccolo Cancer Research Fund.

Frederick's Pro Stats

TOTAL GAMES: 101; Cowboys 1977 (14), Cowboys 1978 (16), Cowboys 1979 (16), Cowboys 1980 (16), Cowboys 1981 (16), Cleveland 1982 (7), Bears 1983 (16).

TOTAL STARTS: 12: Cowboys 1978 (5), Cowboys 1980 (1), Bears 1983 (6).

STEVE FULLER 4

Quarterback


Clemson

6th Year

Ht: 6-4

Wt: 195

Born: 1/5/57
Enid. OK



Acquisition: From the Los Angeles Rams in exchange for the Bears 11th round draft choice in 1984 and an undisclosed draft pick in 1985.

1983 SEASON: Was traded to the L.A. Rams from Kansas City in exchange for cornerback Lucius Smith and the Rams 5th round draft choice in 1985 (Aug. 20 transaction)... Shared back-up duties with Jeff Kemp behind starter Vince Ferragamo at Rams.... Did not appear in any regular season action... **GAMES PLAYED:** 0. **FERRAGAMO AT RAMS:** 0.

PRO CAREER: Shared the QB duties at K.C. in '81-82 with record-setter Bill Kenney... Started in 3 games in '82 and threw for 665 yards, completing 49 of 93 passes and 3 TD's... Best outing was at Pittsburgh, when he connected on 18 of 31 attempts for 249 yards, the largest passing output of the season for K.C.... It was the 7th 200-yard passing performance of his pro career... Has rushed for 712 yards for 5 TD's... In '81, he injured right knee in the first pre-season game and underwent arthroscopic surgery... Finished year with 934 yards passing, completing 77 of 134 attempts, and threw for 3 TD's... His best year was '80, when he started the first 13 games before arthroscopic knee surgery sidelined him for the final 3 games... He finished as AFC's 4th rated QB, throwing for 2,250 yards and 10 TD's... Was the Chiefs 2nd choice in the 1st round of the '79 draft... Made his first start the 3rd game in his rookie campaign.

COLLEGIATE, PERSONAL: Enjoyed a superb 4-year career at Clemson, where he completed 287 of 554 passes for 4,359 yards, 22 TD's and 21 interceptions... Was ACC Player-of-the-Year in '77-'78... As senior, led Clemson to 11-1 mark and a Gator Bowl win over OSU... Finished 6th in Heisman trophy balloting... Set Clemson records for career passing yardage (4,359), single-season passing (1,655 as a junior) and single-season total offense (2,164 as senior)... Was Rhodes Scholarship candidate... Majored in history... Attended Spartanburg H.S. in South Carolina and graduated as class valedictorian... Offered scholarships in four different sports including golf, tennis, baseball and football... Given name Stephen Ray Fuller... Married (Anna).

Fuller's Pro Stats

PASSING

Year/Club	Att.	Comp.	Yds.	TD	Int.	Comp.%
1983 L.A. Rams	0	0	0	0	0	0
1982 Kansas City	93	49	665	3	2	.527
1981 Kansas City	134	77	934	3	4	.575
1980 Kansas City	320	193	2,250	10	12	.603
1979 Kansas City	270	146	1,484	6	14	.541
Career	817	465	5,333	22	32	.569

Fuller's Single Game Highs

Most completions, game: 21 (twice); 11/30/80 vs Cinc. (21 of 37) and 12/13/81 vs Miami (21 of 37).

Most Pass att., game: 37 (twice); 11/30/80 vs Cinc. (21 of 37) and 12/13/81 vs Miami (21 of 37).

Most Yards Passing, game: 261; 12/6/81 at Denver (18 of 34).

Most TD's Passing, game: 2 (twice); 10/19/80 at

Denver; 11/9/81 at Seattle.

Highest % passing, game: .900; 10/25/81 at Oakland (9 of 10).

Most Interceptions, game: 4; 9/16/79 at Houston. Longest Pass: 77 yards 11/2/80 vs. Balt.

Most Sacks, game: 10; 11/2/80 vs Balt. (66 yards). Most Sack yards, game: 66; 11/2/80 vs Balt. (10 sacks)



WILLIE GAULT 83

Wide Receiver

Tennessee

2nd Year

Ht: 6-0

Wt: 178

Born: 9/5/60
Griffin, GA

Acquisition: Second selection in the first round of the 1983 draft.

1983 SEASON: Selected to Football Digest, UPI, PFW, PFWA all-rookie teams...His 40 receptions were the most by a Bear rookie since Harlon Hill caught 45 in '54...836 yards and 20.9 yards per catch both were club highs...87-yard pass reception for TD at Green Bay (12/4) represented longest in NFC...Had 3 100+ yard games (at New Orleans 9/18, at Baltimore 9/25, at Green Bay 12/4)...Became 7th player in Bear history to catch 3 TD passes in one game (at N.O.)...Became 1st Bear player to have 2 consecutive 100+ yard games (9/11-18) since Dick Gordon (11/15-22/70)...Led Bear kickoff returners in yardage (276) and had longest KOR of the season (38 yards vs. Atlanta, 9/4)...**GAMES PLAYED: 16. GAMES STARTED: 13.**

COLLEGIATE, PERSONAL: Set SEC mark with 5 career KOR's for TD's at Tennessee, one shy of NCAA record holder Anthony Davis...As senior led SEC in kick-off returns with 23.9 average (23-549)...Finished 2nd in SEC and 18th nationally while leading Vols in combined yards with 124.2 yards per game...Had 50 receptions for 668 yards and 4 TD's...13.6 in 110-meter high hurdles was second best in world in '82... '83 Indoor Champion in 60-yard dash and high hurdles...Finished 2nd in '82 NCAA Outdoors in 100-meter dash and 110 high hurdles...Made '80 U.S. Olympic team as sprinter...Finished third in 110 meter

hurdles in 1983 World Championships in Helsinki...Ran second leg of World record 400-meter relay...Given name Willie James Gault...Married (Dainnese)...Prepped at Griffin High (GA)...Track team won state championship in 3 of his 4 years...Marketing major.

Gault's Pro Stats

Year/Club	Gms./Sts.	RECEIVING		PUNT RETURNS			KICK OFF RETURNS			
		No.	Yds. TD	No.	Yds. TD		No.	Yds.	Avg.	TD
1983 Bears	16/13	40	836* 8	9	61 0		13	276*	21.2	0
*Led Team										

Gault's Single Game Highs

Long Catch: 87 at Green Bay 12/4/83, from Jim McMahon.
Most Caught: 5 (twice), at Baltimore 9/25/83, at Detroit 10/16/83.
Most Yds. Rec: 130, at Baltimore 9/25/83, (5-130).

Long KOR: 38 vs Falcons 9/4/83.
Most Yds. KOR's: 52, vs Falcons 9/4/83 (4-52).
Long PR: 12 vs Broncos 10/2/83.
Most Yds PR's: 29, vs Broncos, 10/2/83 (3-29).
Combined Yards: 174 vs. Broncos, 10/2/83 (Rec. 98, Rush 22, PR 29, KOR 25).

DENNIS GENTRY 29

Running Back Baylor 3rd Year

Ht: 5-8 Wt: 184 Born: 2/10/59 Lubbock, TX



Acquisition: Selected in the fourth round of the 1982 draft.

1983 SEASON: Led special teams in tackles with 18 including 12 solos...Had 4 special team tackles vs. Philadelphia (11/13)...Was 3rd on team in KOR's with 130 yards including an 18.6 yard per KOR average...Had 3 KOR's at Minnesota (12/11) for 64 yards including a 25-yard return...Rushed 8 times for 38 yards including a 17-yarder vs. Baltimore (9/25)...Scored a TD in all 4 pre-season games...Pre-season stats show: 28 rushes, 99 yards, 4 TD's, 7 catches, 84 yards, 3 KOR's, 44 yards...**GAMES PLAYED: 15. GAMES STARTED: 0.**

PRO CAREER: Was 3rd on club in special team tackles in '82...2nd in kickoff and punt returns in '82...Was the 89th player selected in '82 draft.

COLLEGIATE, PERSONAL: Was the number 2 rusher in Baylor history (behind Ambercrombie)...Was redshirted in '78...Was 3-year starter since '79...Career stats show: 414 rushes, 2,213 yards, 14 TD's...Played in Senior Bowl...Given name Dennis Louis Gentry...All-south Plains at Lubbock (TX) DunbarHigh...Physical education major.

Gentry's Pro Stats

Year/Club	RUSHING				No.	RECEIVING			Games/ Starts
	Att.	Yds.	Avg.	TD		Yds.	Avg.	TD	
1983 Bears	16	65	4.1	0	2	8	4.0	0	15/0
1982 Bears	3	25	8.3	0	1	9	9.0	0	9/0
Career	19	90	4.7	0	3	17	5.6	0	24/0
	KICKOFF RETURNS				No.	PUNT RETURNS			TD
	No.	Yds.	Avg.	TD		Yds.	Avg.	TD	
1983 Bears	7	130	18.6	0	0	0	0.0	0	
1982 Bears	9	161	17.9	0	15	77	5.1	0	
Career	16	291	18.1	0	15	77	5.1	0	



DAN HAMPTON 99

Defensive End/
Defensive Tackle

Arkansas

6th Year

Ht: 6-5

Wt: 266

Born: 1/19/57
Oklahoma City, OK

Acquisition: First selection in the 1st round of the '79 draft.

1983 SEASON: Started in 11 games despite being hampered by injuries...Suffered dislocated fourth finger on right hand in intra-squad game (7/28)...Injury hindered ability to grasp opposition...Had corrective surgery on hand 12/14...Suffered twisted right knee at Philadelphia (10/23) which tore cartilage and stretched ligament...Had arthroscopic surgery 10/28 and started at DRE at Tampa Bay (11/20) and was awarded game ball...Made 6 tackles and blocked a PAT at Baltimore (9/25)...Finished 4th on team in sacks with 5 for losses totaling 27 yards...Finished 10th on team in tackles with 47 including 40 solos...Had right knee arthroscopic surgery 5/24/84...**GAMES PLAYED: 11. GAMES STARTED: 11.**

PRO CAREER: Named PFWA all-NFL, PFW NFL most valuable defensive player, NEA all-NFL, 2nd team AP all-NFL, NFC Pro Bowl Squad '82...Other game ball performance 12/5/82 vs. Patriots...Led Bears in sacks in '82 with 7 for -57 yards...Finished 2nd in tackles in '82 with 71...Started all 9 games at DRE in '82...Finished 5th on team in tackles (68) and tied for 1st in sacks (9) in '81...Was named to NFC Pro Bowl after leading Bears in sacks with 11½ in '80...Led front 4 in tackles (73) in '80...Made 1st pro sack on former Buccaneer Doug Williams...Was 1st rookie to start on Bear defense since '75...Had pair of sacks on Eagles' Ron Jaworski in '79 playoff defeat...4th man selected in '79 draft behind LB Tom Cousineau (Browns), DT Mike Bell (Chiefs) and QB Jack Thompson (Buccaneers)...Bears obtained that draft spot plus TE Bobby Moore from Tampa Bay for DE Wally Chambers...Voted '79 Brian Piccolo Award by veterans.

COLLEGIATE, PERSONAL: Coaches' all-America pick after senior year with Arkansas...Won Houston Post SWC Defensive Player of the Year at DT...4-time Razor-back letterman...Twice all-SWC...Had 18-sack senior season...Became starter in sophomore season...Played in Senior, Fiesta, Orange and Cotton Bowls...Made 32 tackles behind line in college career...Given name Daniel Oliver Hampton...Nickname (Danimal)...Married (Terry)...Prep all-America at Jacksonville (AR) High...Grew up on 42-acre farm near Cabor (ARK)...Is music buff and plays 6 musical instruments: bass guitar, classical guitar, drums, saxophone, piano and organ...Favorite book: "The World According to Garp" by John Irving...Mother Joan (father deceased) still lives on farm...Resides in north suburban Lake Bluff.

Hampton's Pro Stats

Year/Club	Int./ Yds.	Tkls. Solo	Fum. Rec.	Pass Def.	Force Fum.	Blk. Kick	Sack/ Yards	Gms/Sts
1983 Bears	0/0	47/40	0	4	0	1	5/27	11/11
1982 Bears	0/0	71/62	0	0	0	1	7/57	9/9
1981 Bears	0/0	68/56	0	4	1	0	9/77	16/16
1980 Bears	0/0	73/58	0	1	2	0	11½/108½	16/16
1979 Bears	0/0	70/48	2	3	1	0	4½/28	16/16
Career	0/0	329/264	2	12	4	2	37/297½	68/68

Hampton's Single Game Highs

Most Sacks: 3 (34 yards) vs Saints 9/14/80.

Most Solos: 13 vs Saints 9/19/82

Most Tackles: 16 vs Saints 9/19/82.

AL HARRIS 90

Linebacker

Arizona State

6th Year

Ht: 6-5

Wt: 253

Born: 12/31/56
Bangor, ME



Acquisition: Second selection in the first round of the 1979 draft.

1983 SEASON: Started 8 games at DRE...Moved to RLB at Los Angeles (11/6)...Suffered turf toe against Rams and missed 3 games...Started last 2 games of year at RLB...Finished 8th on the club with 57 tackles including 49 solos...Also forced a team leading 5 fumbles while recovering another (at Baltimore, 9/25)...Also made 7 tackles against Colts and Buccaneers (9/11)...**GAMES PLAYED: 13. GAMES STARTED: 11.**

PRO CAREER: Started 7 games at his original position, DRE, in '82...Started last 11 games of 1981 at DRE...Had game ball performance at K.C. 11/8/81 which included 11 tackles, 7 solos, 2 fumble recoveries...Scored TD on 44-yard interception return vs. Broncos 12/20/81...Capped 1980 comeback season with game-saving block of 32-yard FG at Tampa (12/20) to preserve 14-13 win with 40 seconds left and received game ball...Left knee cartilage surgery 7/28/79...Notched first pro sack on former Lions' Jeff Komlo...9th player selected in '79 draft—five picks after Bears took Dan Hampton.

COLLEGIATE, PERSONAL: Consensus all-America pick and finalist for Lombardi & Outland trophies after senior year with Sun Devils...First unanimous pick in A.S.U. history...All-WAC as junior...Had 11 tackles in '78 Fiesta Bowl vs. Penn State...Finished senior year with 19 sacks and 22 other tackles behind scrimmage...Given name Alfred Carl Harris...With father in Air Force, Al grew up in Maine, North Carolina, New Jersey, West Virginia and Hawaii...Finished senior year at Leilehua Valley High in Wahiawa, Hawaii...Hawaii "Player of the Year" as senior...Was basketball center; track long jumper...Hobbies include bowling and horseback riding...Cousin of Chargers' Ricky Bell...Has B.S. degree in communications.

Harris' Pro Stats

Year/Club	Int./Yds.	Tkls/Solo	Fum. Rec.	Pass Def.	Force Rum.	Blk. Kick	Sack -Yds.	Games/ Starts
1983 Bears	0/0	57/49	1	0	5*	1	5/25	13/11
1982 Bears	0/0	27/23	0	1	0	0	2½/19½	8/7
1981 Bears+	1/44t	61/47	3	5	1	0	2/17	16/11
1980 Bears	0/0	11/9	0	0	0	1	0/0	16/0
1979 Bears	0/0	1/1	0	0	0	0	1/7	4/0
Career	1/44t	157/129	4	6	6	2	10½/68½	57/29

+1 reception for 18 yards.

*Led team.

Harris' Single Game Highs

Most Solo Tackles: 9 vs Lions 11/22/81

Most Total Tackles: 11 at Kansas City 11/8/81

RETIRED NUMBERS

3	RB-T Bronko Nagurski	56	E Bill Hewitt
5	RB George McAfee	61	LB Bill George
28	RB Willie Galimore	66	C Bulldog Turner
41	RB Brian Piccolo	77	RB Red Grange
42	QB Sid Luckman		



MIKE HARTENSTINE 73 (heart-in-st/eye/ne)

Defensive End

Penn State

10th Year

Ht: 6-3

Wt: 258

Born: 7/27/53
Allentown, PA

Acquisition: Second round draft choice in '75.

1983 SEASON: Started all 16 games at DLE...Was chosen as the 2nd alternate in Pro Bowl...Finished 4th on the team in tackles with 70 including 56 solos...Led team in sacks (12) and total sack yards (91.5)...Also knocked down 4 passes while recovering one fumble and forcing 3 others...Had 3 sacks for -29 yards at New Orleans (9/18)...Was awarded game ball vs. Tampa Bay (9/11)...Scored TD at Tampa Bay (11/20) on a 10-yard fumble return in 4th quarter...**GAMES PLAYED: 16. GAMES STARTED: 16.**

PRO CAREER: Has played in 131 consecutive games since '75...Started 9 games at DLE in '82...Started in first 5 games and played in all 16 in '81...Suffered broken right thumb at Minnesota 10/4/81...Owns game balls in win vs. Tampa Bay (9/11/82), 12/10/78 win over Green Bay, 11/4/79 win over Lions...Among NFL's strongest defensive lineman...Normal off-season day includes 4 hours weight work...Can bench press 400-pound range... '75 all-rookie consensus selection.

COLLEGIATE, PERSONAL: NCAA-ABC defensive player of '74...Also consensus all-America as 220-pound defensive tackle...2-year letterman, 3-year regular...212 tackles, 15 sacks as starter...Lions were 32-4 in his 3 seasons...Played middle guard in '75 College All-Star game (Pitts 21-14)...Also played in Sugar, Orange and Cotton Bowls...Given name Michael Albert Hartenstine...Married (Donna), two sons (Michael and Beau), one daughter (Jill)...Resides in north suburban Lake Bluff...All-state end-linebacker at Bethlehem (PA) Liberty High...Also participated in basketball and track.

Hartenstine's Pro Stats

Year/Club	Tkls/ Solo	Fum. Rec.	Pass Def.	Force Rum.	Blk. Kick	Sack -Yds	Games/ Starts
1983 Bears#	70/56	1	4	3	0	12/91½	16/16
1982 Bears	24/21	0	1	0	0	4½/38	9/9
1981 Bears	34/29	1	2	2	0	2/12	16/5
1980 Bears	66/54	0	4	1	0	6/61	16/16
1979 Bears	60/40	1	1	1	1	8/74	16/16
1978 Bears	70/44	3	2	2	0	6/57	16/16
1977 Bears	55/34	3	4	1	0	1/0	14/11
1976 Bears +	86/56	3	5	1	0	3/32½	14/14
1975 Bears*	61/36	2	3	1	0	5/61	14/14
Career	526/370	14	26	12	1	47½/427	131/117

+ Scored touchdown on 12-yard lateral run at Dallas 10/24/76.

* Scored safety with 22-yard sack of Vikings' Fran Tarkenton 10/27/75.

Scored touchdown on 10-yard fumble return at Tampa Bay 11/20/83.

Hartenstine's Single Game Highs

Most Solo Tackles: 10 vs Broncos 12/12/76.

Most Sacks: 3 vs Seahawks 12/12/82 (3-25).

Most Total Tackles: 12 vs Broncos 12/12/76.

JAY HILGENBERG

63

Center

Iowa

4th Year

Ht: 6-3

Wt: 255

Born: 3/21/59

Iowa City, IA



Acquisition: Signed as Free Agent 5/8/81.

1983 SEASON: Started last 8 games at center...Was also used as long snapper on special teams...Made 4 tackles including 2 solos on special teams...Made 1st professional start vs. Detroit (10/30)...**GAMES PLAYED:** 16. **GAMES STARTED:** 8.

PRO CAREER: Is believed to be one of the best long-snappers in league...Has played all 41 games since joining club as Free Agent in '81...Was graded 100% on special teams play vs. Bucs 1/2/83...Was named to all-rookie team in '81.

COLLEGIATE, PERSONAL: Two-year honorable mention all-America at Iowa...Two-year all-Big Ten...Four-year letterman...Played in Blue-Gray Game, Hula and Japan Bowls...Given name Jay Walter Hilgenberg...Prepped at City High...Nephew of former Viking Wally Hilgenberg...Favorite book: "The Postman Always Rings Twice" by James Cain...General studies major.

Hilgenberg's Pro Stats

Total Games: 41; Bears 1981 (16), Bears 1982 (9), Bears 1983 (16).

Total Starts: 8; Bears 1983

ANTHONY HUTCHISON

32

Running Back

Texas Tech

2nd Year

Ht: 5-10

Wt: 186

Born: 2/4/61

Houston, TX



Acquisition: Selected in the tenth round of the 1983 draft.

1983 SEASON: Played in all 16 games...Scored club's second TD of the year vs. Atlanta (9/4) on a 2-yard run...Finished 1st on the team in kick-off returns (17) while finishing 2nd on club in yardage (259)...Owned a 15.2 per KOR average...Had 3 KOR's at Baltimore (9/25) for 51 yards including a 28-yarder...Owned 10 special team tackles including 8 solos...1983 Pre-Season stats show: 10 rushes, 44 yards, 5 catches, 55 yards 2 KOR's, 40 yards...**GAMES PLAYED:** 16. **GAMES STARTED:** 0.

COLLEGIATE, PERSONAL: Was 256th player selected in '83 draft...Set conference record with 43 carries, 175 yards vs. TCU...Had 39 carries for 206 yards vs. SMU while Dickinson had 21 carries for 115 yards...College stats show: 204 carries, 1,756 yards, 4.4 average, 14 TD; 38 receptions, 186 yards...Given name Anthony LaRue Hutchison...Two-year all-district high school player...District 440-yard dash champion...Physical education major.

Hutchison's Career Stats

Year/Club	RUSHING				No.	RECEIVING			TD	Games/ Starts
	No.	Yds.	Avg.	TD		Yds.	Avg.	TD		
1983 Bears	6	13	2.2	1	0	0	0	0	0	16/0

BEARS / 35

	KICKOFF RETURNS			
	No.	Yds.	Avg.	TD
1983 Bears	17*	259	15.2	0
*Led Club				

	PUNT RETURNS			
	No.	Yds.	Avg.	TD
	0	0	0	0

Hutchison's Single Game Highs

Most Rushes: 3 vs Atlanta 9/4/83 (3-3).	(3-51), vs Minnesota 10/9/84 (3-44), at Detroit
Most Yards Rush: 5 (twice) at Baltimore 9/25/83	10/16/83 (3-41), vs Detroit 10/30/83 (3-41).
(1-5), at Tampa Bay 11/20 (2-5).	Most Yards KOR: 51 at Baltimore 9/25/83 (3-51).
Long Rush: 5 at Baltimore (9/25/83).	Long KOR: 28 at Baltimore 9/25/83 (3-51).
Most KOR: 3 (4 times), at Baltimore 9/25/83	

RECORDS SET IN 1983

INDIVIDUAL RECORDS


Most Games, Lifetime	196	Bob Parsons, 1972-83
	186	Doug Buffone, 1966-79
Most Field Goals, Lifetime	106	Bob Thomas, 1975-83
	99	Mac Percival, 1967-73
Highest Passing Rating, Lifetime	79.5	Jim McMahon, 1982-83
	75.0	Sid Luckman, 1939-50
Highest Completion Percentage, Lifetime	58.4	Jim McMahon, 1982-83
	54.5	Bill Wade, 1961-66
Lowest Percentage, Passes Had Intercepted, Lifetime	3.96	Jim McMahon, 1982-83
	4.96	Bill Wade, 1961-66
Most Punts, Lifetime	8.78	Bob Parsons, 1972-83
	8.33	Bobby Joe Green, 1962-73
Most Punts Had Blocked, Season	2	Ray Stachowicz, 1983
		Fred (Curly) Morrison, 1953
		Ed Brown, 1960
		Jon Kilgore, 1968
		Bob Parsons, 1977
Most Punts Had Blocked, Game	2	Ray Stachowicz, vs. Minn., 12/11/83
		Jon Kilgore, vs. L.A., 12/8/68

TEAM RECORDS

Most First Downs, Season	308	1983 (16 games)
	286	1980 (16 games)
Most Rushing First Downs, Season	154	1983 (16 games)
	141	1950 (12 games)
		1951 (12 games)
		1977 (14 games)
Most Yards Gained, Season	5,830	1983 (16 games)
	5,053	1947 (12 games)
Most First Downs Passing Allowed, Season	154	1983 (16 games)
	149	1980 (16 games)
Most Completions Allowed, Season	249	1983 (16 games)
	239	1978 (16 games)
Most Sacks, Season	51	1983 (16 games)
	49	1976 (16 games)
Most Opponents Punts, Season	99	1983 (16 games)
	98	1981 (16 games)

JOHN JANATA 72

(Ja-nat-a)



Tackle Illinois 2nd Year

Ht: 6-7 Wt: 274 Born: 4/10/61
Chicago, IL

Acquisition: Signed as Free Agent May 5, 1983.

1983 SEASON: Played in 15 games as an alternate at tackle...Has potential to see a lot of playing time in '84...Mike Ditka says of Janata: "He has excellent potential. He is big and strong. We are going to have a very fine tackle"...**GAMES PLAYED: 15. GAMES STARTED: 0.**

COLLEGIATE, PERSONAL: Was a 2-year letterman at Illinois...All-conference at Lancaster (CA) Antelope Valley Junior College...Switched from defensive end to tackle...Given name John Michael Janata...All-state at Las Vegas Bonanza High...History major...Involved in Red Cloud Athletic Fund.

Janata's Pro Stats

TOTAL GAMES: Bears 1983 (15)

TOTAL STARTS: Bears 1983 (0)

TYRONE KEYS 98

Defensive End Mississippi St. 2nd Year

Ht: 6-7 Wt: 267 Born: 10/24/59
Brookhaven, MS



Acquisition: Was acquired from the N.Y. Jets for undisclosed draft choice on July 13, 1983.

1983 SEASON: Played in 14 games including 4 as a starter...Made first career start at L.A. Rams (DRE) and made 7 tackles while knocking down a pass (11/6)...Started next three games at DLT...Strained lower back in SF game (11/27) and was used as a substitute in 3 remaining games...Finished season with 17 tackles including 14 solos and 2 defended passes...**GAMES PLAYED: 14. GAMES STARTED: 4.**

PRO CAREER: Was fifth round draft choice of the N.Y. Jets in '81...Elected to play for British Columbia in Canadian League '81-82.

COLLEGIATE, PERSONAL: Three-year all-Southeastern Conference at Mississippi St...Played in Senior Bowl...Given name Tyrone P. Keys...Married (Bessie Ruth)...Mississippi co-defensive "Player-of-the-Year" with Hugh Green at Jackson (MS) Callaway High...Uncle Lee Calhoun won 2 gold medals in '56 and '60 for hurdles...Is presently coaching at Western Illinois University...Hobbies include photography...Has B.S. degree in physical education.

Keys' Pro Stats

GAMES PLAYED: 14; Bears 1983 (14)

GAMES STARTED: 4; Bears 1983 (4)



KEN MARGERUM

82**(Marge-er-em)****Wide Receiver****Stanford****4th Year****Ht: 5-11****Wt: 178****Born: 10/5/58
Fountain Valley, CA****Acquisition: Was selected in the 3rd round of the '81 draft.**

1983 SEASON: Suffered tear of anterior cruciate ligament in left knee 5/16/84...Had corrective surgery 5/24...played in 15 games including the first 9 as a starter...Finished 5th on the team in catches (21) and yards receiving (336)...Owned 3rd longest (60 yards) reception of the year; at New Orleans (9/18)...Scored 1st Bear touchdown of year vs. Atlanta (9/4) on an 8-yard pass from McMahon...Had 2 catches for 82 yards at N.O. (9/18) and 6 receptions for 82 yards (TD) at Detroit (10/16)...**GAMES PLAYED: 15. GAMES STARTED: 9.**

PRO CAREER: Started all 9 games at SE in '82...Named to PFWA, UPI, PFW all-rookie teams...Made first career start at Minnesota (10/4/81) and had 10 receptions for 140 yards...First Pro TD was 22-yard reception from Vince Evans at Oakland (12/13/81)...Led Bears in receptions (39), reception yardage (584) in '81...67th Player selected in '81 draft, 8th WR.

COLLEGIATE, PERSONAL: Consensus all-America at Stanford...Broke Cardinals records for catches, yards, TD catches set by Tony Hill, James Lofton, Gene Washington...Finished 3rd on the Pac-10 all-time receiving list...4 TD catches vs. Oregon State in '80 set Pac-10 record for single-game TD receptions...Had 9 catches for 163 yards and 3 TD's vs. Boston College in '79...Vertical jump of 38"...Played in Hula and Senior Bowls...College stats: 146 receptions, 2,517 yards, 32 TD's...Given name Kenneth (NMI) Margerum...All-state in football at Fountain Valley (CA) High...2nd in state in 120-yard hurdles (13.7)...Also triple jumper and low hurdler...Tried acrobatic airplane flying...Has BA in communications/psychology.

Margerum's Pro Stats

Year/Club	No.	RECEIVING			Att.	RUSHING			Games/ Starts
		Yds.	Avg.	TD		Yds.	Avg.	TD	
1983 Bears	21	336	16.0	2	1	7	7.0	0	15/9
1982 Bears	14	207	14.8	3	0	0	0.0	0	9/9
1981 Bears	39*	584	15.0	1	1	11	11.0	0	16/6
Career	74	1,127	15.2	6	2	18	9.0	0	40/24

Margerum's Single Game Highs

Long Catch: 60 at New Orleans 9/18/83, from McMahon.

(10-140).

Most Yds. Rec.: 140 at Minnesota 10/4/81 (10-140).

Most Caught: Game, 10 at Minnesota 10/4/81



DENNIS MCKINNON

85**Wide Receiver****Florida State****2nd Year****Ht: 6-1****Wt: 185****Born: 8/22/61
Quitman, GA****Acquisition: Signed as a Free Agent 5/4/83.**

1983 SEASON: Played in all 16 games including 3 starts at WR...Led team in punt returns (34) and yards returned (316)...Scored only specialty teams TD of year at Green Bay (12/4) on a 59-yard punt return...Finished 6th on team in catches (20) and receiving yardage (326)...Had 3rd best yards-per-catch average (16.3)...Was awarded game ball at Philadelphia (10/23) after making 1 catch, 20 yards, TD, 5 punt returns and 48 return yards...His TD at Eagles gave Bears 7-6 win...Also scored TD vs. Philadelphia with :10 left in 1st half that led Bears to a 17-14 win (11/13)...Made 3 catches for 65 yards and scored only TD vs. San Francisco (11/27) in Bears' 13-3 win...Returned 7 punts for 78 yards and TD at Green Bay (12/4)...Scored TD in season finale vs. Packers in 23-21 win...Signed series of one-year contracts 1/25/84...**GAMES PLAYED: 16. GAMES STARTED: 3.**

COLLEGIATE, PERSONAL: Four-year stats at Florida State show: 53 receptions, 888 yards, 16.8 average, 8 TD's, 2 carries, 34 yards...Played in '79 and '80 Orange Bowls...Had two receptions for 36 yards, one TD, one carry and 65 yards in '82 Gator Bowl...Given name Dennis Lewis McKinnon...Nickname is Silky D...Parents (Cleveland and Josephine McKinnon)...Prepped at Miami (FL) South Main High...Has B.A. degree in criminology.

		McKinnon's Pro Stats									
		RECEIVING			PUNT RETURNS			KICK OFF RETURNS			
Year/Club	Gms./Sts.	No.	Yds.	TD	No.	Yds.	TD	No.	Yds.	Avg.	TD
1983 Bears	16/3	21	236	4	34*	316*	1*	2	42	21.0	0
*Led Team											

McKinnon's Single Game Highs

Long Catch: 49 vs S.F. (11/27/83).

Most Caught, Game: 3 (twice) vs Detroit

(10/16/83), vs S.F. (11/27/83).

Most Yds., Rec.: 65 vs S.F. (11/27/83).

Most KOR's, game: 2 at L.A. Rams (2-42).

Long KOR: 25 at L.A. Rams (2-42).

Most PR's, game: 7 at Green Bay (12/4/83).

Long PR: 59 (TD) at Green Bay (12/4/83).

Combined Yards: 106 vs Detroit 10/16 (Rec. 42,

PR 64).

JIM MCMAHON 9

Quarterback Brigham Young U. 3rd Year

Ht: 6-1 Wt: 185 Born: 8/21/59
Jersey City, NJ



Acquisition: Was the number one selection in the 1982 draft.

1983 SEASON: Set three Bear career passing records in '83: highest passing rating (78.5); highest completion percentage (58.4); lowest percentage, passes had intercepted (3.96)...Passed for a career-high 298 yards at Green Bay (12/4)...Had game ball performance vs. 49ers (11/27) which included 11 of 19 completions for 159 yards, 1 TD, 9 carries, 74 yards...Threw a career-high 38 passes at Green Bay (12/4)...Completed career-high 20 passes vs. Atlanta (9/4) and at Green Bay (12/4)...Caught 18-yard TD pass from Walter Payton at L.A. Rams (11/6)...Had 3 200+ yard passing games...Threw longest pass in NFC: 87 yards (TD) to Willie Gault at Green Bay (12/4)...**GAMES PLAYED: 14. GAMES STARTED: 13.**

PRO CAREER: Was voted UPI, NFC "Rookie of the Year" in '82...PFWA, PFW, Football Digest all-rookie...80.1 passing rating in '82 was 4th in NFC, 9th in NFL, 8th best in Bear history, best in NFL for a rookie...Game ball performance vs. Lions 12/21/82 included 16 of 27 for 233 yards, 2 TD's...Started last 7 games of '82...Has started 20 of 25 games since joining Bears...First career start was vs. Detroit (11/21/82)...5th player selected in draft, 2nd QB...Brian Piccolo Award winner in '82.

COLLEGIATE, PERSONAL: Consensus all-America at B.Y.U....Set 71 NCAA Division 1 passing, total offense records...Eclipsed Danny White's NCAA career passing efficiency mark of 148.9 with 156.9 standard...Redshirted in '79...B.Y.U. went 22-3 in 1980-81, two WAC titles and first bowl victory...College stats show: 653 completions, 1,060 attempts, 9,563 yards, 84 TD's, 34 interceptions, 61.6% completion percentage...Given name James Robert McMahon...Married (Nancy)...One daughter (Ashley)...All inter-mountain at Roy (UT) High...Three-sport letterman...Turned down basketball scholarship to Utah State...Played every baseball position but catcher...Public communications major...Is involved in Chicago Boys Clubs and Brian Piccolo Cancer Research Fund.

McMahon's Pro Stats

Year/Club	Gms./Sts.	PASSING					Rating	Att.	RUSHING			TD
		Att.	Com.	Pct.	Yds.	Int.			Yds.	Avg	TD	
1983 Bears	14/13	295	175	59.3	2,184	13	12	77.7	55	307	5.6	2
1982 Bears	8/7	210	120	57.1	1,501	7	9	80.1	25	105	4.4	1
Career	22/20	505	295	58.4	3,685	20	21	78.5	80	412	5.2	3

McMahon's Single Game Highs

Most Yards, Game: 298 at Green Bay 12/4/83 (20-38).	Most TD's, Game: 2 (5 times); Last vs Green Bay 12/18/84.
Most Pass Att., Game: 38 at Green Bay 12/4/83 (20-38, 298 yards).	Completion Pct., Game: 750 at Tampa Bay 12/20/83 (8-12).
Most Passes Completed, Game: 20 (twice) vs Atlanta 9/4/83 (20-29, 254 yards); at Green Bay 12/4/83 (20-38, 298 yards)	Long Pass: 87 yds. at Green Bay 12/4/83.
	Most Interceptions, game: 3 vs Denver 10/2/83.
	Rushing yards, game: 74 vs San Francisco 11/27/83 (9-74).

McMahon vs. NFL

Team	Gms.	Att.	Comp.	Yds.	Int.	TD	Pct.	Rush	Yds.	TD
Atlanta	1	29	20	254	1	1	690	2	3	0
Baltimore	1	20	8	89	0	0	400	2	21	0
Denver	1	23	15	174	1	3	652	2	28	0
Detroit	2	43	27	364	3	3	628	6	36	0
Green Bay	2	63	34	460	3	3	540	12	31	1
L.A. Rams	2	57	37	458	0	3	649	12	52	1
Minnesota	3	47	24	206	3	2	511	8	27	0
New England	1	21	15	192	1	2	714	2	7	1
New Orleans	2	39	23	303	2	1	590	2	13	0
Philadelphia	1	16	10	140	2	0	625	5	43	0
St. Louis	1	33	16	160	0	1	485	5	24	0
San Francisco	1	19	11	159	1	0	579	9	74	0
Seattle	1	29	19	199	1	0	655	4	16	0
Tampa Bay	3	66	36	532	2	2	545	9	37	0

1983 Game-By-Game Stats

Date	Opponent	Att.	Comp.	Yds.	Int.	TD	Rush	Yds.	TD
9/4	Atlanta	29	20	254	1	1	2	3	0
9/11	Tampa Bay	24	16	286	2	1	2	15	0
9/18	at New Orleans	17	11	172	1	1	1	9	0
9/25	at Baltimore	20	8	89	0	0	2	21	0
10/2	Denver	23	15	174	3	1	2	28	0
10/9	Minnesota	11	4	35	2	0	2	6	0
10/16	at Detroit			-DNP-					
10/23	at Philadelphia			-DNP-					
10/30	Detroit	16	11	131	0	1	3	22	0
11/6	at L.A. Rams	29	19	178	1	0	5	29	1
11/13	Philadelphia	16	10	140	0	2	5	43	0
11/20	at Tampa Bay	12	8	79	0	0	7	22	0
11/27	San Francisco	19	11	159	0	1	9	74	0
12/4	at Green Bay	38	20	298	1	1	4	14	0
12/11	at Minnesota	16	8	32	0	1	3	4	0
12/18	Green Bay	25	14	162	2	2	8	17	1

1982 Game-By-Game Stats										
Date	Opponent	Att.	Comp.	Yds.	Int.	TD	Rush	Yds.	TD	
9/12	at Detroit			-DNP-						
9/19	New Orleans	22	12	131	0	1	1	4	0	
11/21	Detroit	27	16	233	2	3	3	14	0	
11/28	at Minnesota	20	12	139	1	1	3	17	0	
12/5	New England	21	15	192	2	1	2	7	1	
12/12	at Seattle	29	19	199	0	1	4	16	0	
12/19	St. Louis	33	16	160	1	0	5	24	0	
12/26	at L.A. Rams	28	18	280	2	0	7	23	0	
1/2/83	at Tampa Bay	30	12	167	1	0	0	0	0	

STEVE MCMICHAEL 76

Defensive Tackle

Texas

5th Year

Ht: 6-2

Wt: 263

Born: 10/17/57
Houston, TX



Acquisition: Signed as Free Agent 10/15/81.

1983 SEASON: Finished 11th on team with 37 tackles including 35 solos...Finished 2nd on the team in sacks (8.5) and total sack yardage (86)...Was awarded game ball at Tampa Bay (11/20) after making 5 tackles, a forced fumble, 2 sacks for a -25 yards...Also made 6 kick-offs during year (2 vs. Minn. 10/9; 4 at Det. 10/17)...**GAMES PLAYED: 16. GAMES STARTED: 10.**

PRO CAREER: Had 64-yard run with fumble vs. Bucs 1/2/83... Came to Bears after being waived by New England during '81 training camp...Replaced Brad Shearer...Was on injured reserve with back injury 11/3/80 through remainder of '80 season...Was 3rd round selection of Patriots in '80 draft...Played in 6 games for Patriots.

COLLEGIATE, PERSONAL: Consensus all-America at Texas...372 tackles and 30 sacks over 4 years...Led team with 142 tackles as junior...138 as senior...Defensive MVP in '80 Hula Bowl with 14 tackles...AP all-America Strength Team...Finalist for '79 Outland Trophy and '80 Lombardi Award...Had 9 solos, 4 assists, 2 sacks in Longhorns 16-7 win over Oklahoma...Kicked 8 of 10 PAT's and 2 of 3 FG's as sophomore when Russell Erxleben was hurt...Given name Steve Douglas McMichael...Prepped at Free (TX) High...Hobbies include rattlesnake hunting, fishing...Physical education major...Involved in Red Cloud Athletic Fund and Lake Forest Chamber of Commerce.

McMichael's Pro Stats

Year/Club	Tkls/ Solo	Fum. Rec.	Pass Def.	Force Fum.	Blk. Kick	Sack -Yds.	Games/ Starts
1983 Bears	37/35	1	2	1	0	8½/86	16/10
1982 Bears	18/17	1	0	0	0	4/36	9/0
1981 Bears	1/1	1	1	0	0	0/0	10/0
1980 Patriots	5/3	0	0	0	0	0/0	6/0
Career	61/56	3	3	1	0	12½/122	41/10

McMichael's Single Game Highs

Most Solos: 6 vs Detroit, 11/6/83.

Most Tackles: 7 vs Detroit, 11/6/83.

Most Sacks: 2 (twice) at Tampa Bay, 11/20/83; vs San Francisco, 11/27/83.



EMERY MOOREHEAD

87

Tight End

Colorado

8th Year

Ht: 6-2

Wt: 225

Born: 3/22/54
Evanston, IL

Acquisition: Signed as Free Agent October 21, 1981.

1983 SEASON: Played in all 16 games including 15 as a starter at TE...Finished 3rd on the team in receptions (42) and reception yardage (597)...Scored go-ahead TD vs. Philadelphia (11/13) on 2-yd pass from McMahon to lead Bears to 17-14 win...Scored winning TD at Minnesota (12/11) on 2-yard pass from McMahon to give Bears 19-13 win...Caught 4 passes for 74 yards vs. Atlanta (9/4) in season opener...Caught 4 passes for 82 yards at New Orleans (9/18)...Caught 6 passes for 74 yards and TD vs. Detroit (10/30)...**GAMES PLAYED: 16. GAMES STARTED: 15.**

PRO CAREER: Led Bears in receiving yardage in '82 with 363...Started every game at TE...Had most TD receptions (5) by Bear TE since Ditka in '65 (5)...Had a 65-yard KOR at K.C. 11/8/81...Waived by Bears 8/31/81...Awarded to Bears via waivers 8/4/81 from Broncos...Traded to Broncos from N.Y. Giants 5/23/80 for a draft pick...On injured reserve list for Giants 11/27/79 through end of season...6th round draft choice of Giants in '77.

COLLEGIATE, PERSONAL: Running back and flanker at Colorado...35 receptions for 604 yards in final 2 seasons...Given name Emery Matthew Moorehead...Married (Leslee)...One son (Aaron)...One daughter (Kelly)...All-state at Evanston (IL) High...Also starred in basketball and track...Worked for campus TV station as announcer/producer...Also interned at a Denver TV station during summers...Radio-TV major.

Moorehead's Pro Stats

	RECEIVING					RUSHING				Games/ Starts
Year/Club	Att.	Yds.	Avg.	TD	No.	Yds.	Avg.	TD	Starts	
1983 Bears	42	597	14.2	3	5	6	1.2	0	16/15	
1982 Bears	30	363	12.1	5	2	3	1.5	0	9/9	
1981 Bears	0	0	0.0	0	0	0	0.0	0	9/0	
1980 Broncos	0	0	0.0	0	2	7	3.5	0	16/0	
1979 Giants	9	62	6.9	0	36	95	2.6	0	13/4	
1978 Giants	3	45	15.0	0	0	0	0.0	0	10/0	
1977 Giants	12	143	11.9	1	1	5	5.0	0	13/7	
Career	96	1,210	12.6	9	46	116	2.5	0	86/35	
	KICKOFF RETURNS					PUNT RETURNS				
Year/Club	No.	Yds.	Avg.	TD	No.	Yds.	Avg.	TD		
1983 Bears	0	0	0.0	0	0	0	0.0	0		
1982 Bears	0	0	0.0	0	0	0	0.0	0		
1981 Bears	23	476	20.7	0	0	0	0.0	0		
1980 Broncos	1	18	18.0	0	0	0	0.0	0		
1979 Giants	1	16	16.0	0	0	0	0.0	0		
1978 Giants	0	0	0.0	0	2	52	26.0	0		
1977 Giants	0	0	0.0	0	4	65	16.3	0		
Career	25	510	20.4	0	6	117	19.5	0		

Moorehead's Single Game Highs

Long Catch: 50 at Minnesota, 11/28/82.
Most Catches: 6 vs Detroit, 10/30/83 (6-74).
Most Yards, game: 82 at New Orleans, 9/18/83 (4-82).

TIM NORMAN 67

Guard


Illinois

1st Year

Ht: 6-6

Wt: 273

Born: 7/10/59
Oak Park, IL



Acquisition: Signed as a Free Agent December 8, 1983.

1983 SEASON: Saw playing time at Minnesota (12/11)...Is expected to play back-up role at center, guard or tackle...Started all but 1 game at guard last season for the Chicago Blitz of USFL...Became 1st player from USFL to join Bears...**GAMES PLAYED: 1. GAMES STARTED: 0.**

COLLEGIATE, PERSONAL: Played for University of Illinois for 3 years ('77-'78, '80)...Was redshirted in '79...Left Illinois after '80 season and played for Hamilton of the Canadian League in '81...Coach at Hamilton was Frank Kush, who is now coach for Indianapolis Colts...Was in training camp with Super Bowl bound Washington Redskins in '82 before signing with Blitz...Signed with Bears 1 day after George Allen of Arizona Wranglers (USFL) had acquired his rights from San Antonio Gunslingers...Given name Timothy Scott Norman...A native of Winfield, Illinois...Attended West Chicago (IL) High...Received 3 letters in football, 4 letters in wrestling and 2 letters in baseball...Was all-conference (DuPage Valley) and all-area in football in junior and senior years...Hobbies include fishing, hunting, mountain climbing and camping.

Norman's Pro Stats

Total Games: 1: Bears 1983 (1)

Total Starts: 0

JIM OSBORNE 68

Defensive Tackle

Southern

13th Year

Ht: 6-3

Wt: 259

Born: 9/7/49
Sylvania, GA



Acquisition: Was the second selection in the seventh round of the 1973 draft.

1983 SEASON: Played in all 16 games including 12 as a starter at DLT...Finished 6th on team in tackles including 47 solos...Had team-leading 5 forced fumbles and 1 blocked kick...Was 4th on club in sacks with 5 for a -25 yards...Had 4 sacks in season opener vs. Atlanta (9/24)...Had 8 tackles (7 solos) at Baltimore (9/25)...Was voted "Chicago Man of the Year" in '83...**GAMES PLAYED: 16. GAMES STARTED: 12.**

PRO CAREER: Had a string of 65 consecutive starts snapped at Philadelphia (10/23/83)...Had 2 sacks for 8 yards, blocked FG, and scored first points of entire football career vs. Patriots 12/5/82 with safety on Grogan...Winner of '82 Red Cloud Mayor Daley Service Award...Is first among active players with 169 career games...Led Bears in dropping running backs behind line with 6 in '80...Game ball performance vs. Lions 10/19/80 included fumble recovery to set up TD plus blocked FG as Bears dealt Lions first Division loss...Also received game ball from 19-12 win over 49ers 9/16/76 for 3 sacks...Posted 6th best league total of 15 sacks in '76...Has missed only 4 of 169 games since joining club for '72 season...Winner of '72 Brian Piccolo Award.

COLLEGIATE, PERSONAL: First southern player selected for East-West Shrine game...Also played in Coaches all-America game...Was a two-way player under former Bear Harry Gunner...Four-time letterman...NAIA all-America...Given name James Henry Osborne...Married (Emma)...Three children...Resides in Olympia Fields, IL...Hobbies include billiards, music...Favorite book: "The Autobiography of Malcolm X" edited by Alex Haley...Attended Ft. Lauderdale Dillard High...Active in community affairs including Union League Club, Chicago Boys Club, Brian Piccolo Cancer Research, United Way, Better Boys Foundation...Took up distance running in '79...Excellent leg strength, squats 525...Works for Motorola Corp., in off-season...Has BA in accounting.

Osborne's Pro Stats

Year/Club	Tkls/ Solo	Fum. Rec.	Pass Def.	Force Fum.	Blk. Kick	Sack -Yds.	Games/ Starts
1983 Bears	62/47	1	2	5*	1	5/25	16/12
1982 Bears	31/27	0	2	1	1	5/44½	9/9
1981 Bears	47/42	2	3	1	0	4/41	16/16
1980 Bears	65/54	2	5	1	1	8/70	16/16
1979 Bears	66/54	2	1	0	0	10½/79	16/16
1978 Bears	50/37	0	2	1	0	4/34	15/15
1977 Bears	49/32	0	0	0	0	4/26	13/12
1976 Bears	79/59	0	2	2	0	15/129	14/14
1975 Bears	47/34	0	0	3	0	7/62	12/3
1974 Bears	91/67	0	1	1	0	3/30	14/14
1973 Bears	70/52	1	0	2	0	10/85	14/14
1972 Bears	82/54	2	0	0	0	5/18	14/13
Career	739/559	10	18	17	3	80½/643½	169/154

*Led Team



WALTER PAYTON 34

Running Back

Jackson State

10th Year

Ht: 5-10

Wt: 202

Born: 7/25/54
Columbia, MS



Acquisition: Number one selection in 1975 draft.

1983 SEASON: Pro Bowl back-up; 2nd team all-NFC; 2nd team all-NFL... Rushed for 1,421 yards in '83, the 4th best one-season effort of his career... Finished 4th in NFL rushing... Went over 2,000 yards combined rushing/receiving for the 2nd time in his career after finishing year with 2,028 combined yards... Finished first on team in receptions (53) and 2nd on team in reception yardage (607)... Finished in 2nd place tie (w/Suhey) on team in scoring (48 points) while leading the team in rushing TD's (6)... Enters '84 season with an amazing string of 120 consecutive games started and 126 games played... Moved into the third spot on the all-time Bear scoring list with 522 points behind Bob Thomas (528) and George Blanda (541)... Also moved into the 2nd spot on the Bears all-time pass receiving list with 328, only 29 behind Johnny Morris (356)... Rushed for 100+ yards 6 times during '83 season... Received game balls vs. Philadelphia (11/13) and at Minnesota (12/11)... Made 33 runs of 10 or more yards in '83 and has 275 in his 9 seasons... Pulled hamstring in '83 pre-season... Injured left knee (9/25) and had right hip pointer (12/18)... Had double arthroscopic knee surgery (4/5/84)... Signed series of one-year contracts (5/9/84)... **GAMES PLAYED: 16. GAMES STARTED: 16.**

PRO CAREER: All-NFL Squad of the '70's... Owns league rushing record of 275 yards vs. Vikings (11/20/77)... 3rd leading rusher in NFL history with 11,625 yards; behind Franco Harris (11,950) and Jim Brown (12,312)... Needs only 687 yards to surpass Brown on the all-time list... Is 2nd on the all-time NFL list of combined yardage with a total of 15,242 and needs only 207 rushing and/or passing to surpass Jim Brown (15,459)... Owns 21 Bear records, 2 NFL marks... Took unprecedented 5th consecutive NFC rushing title in '80 with 1,460... His 54 100-yard games exceeded only by Jim Brown's 58... Bears have won 36 times when he has gone over 100 (Vikings have beaten Bears 6 times despite his 100-yard games)... Owns 14 of top 20 all-time Bear rushing days... Would own Bear record for lifetime kickoff return average with 31.7 a try but lacks 3 returns to meet 20-try minimum standard... Youngest player to be voted NFL MVP at 23 in '77... 1,852 yards rushing that season was 3rd highest total in NFL history (now 4th)... Won '75 kickoff return title with 31.7 average.

POSTSEASON HONORS, GAMES: 1975—None (all-rookie runners Mike Thomas and Don Hardeman). **1976**—PFWA, AP all-Pro pick; Sporting News NFC Player of the Year; runner-up to Chuck Foreman NFL MVP by UPI; got 39 of possible 42 votes to UPI all-NFC team... Started Pro Bowl game for NFC... Chicago Red Cloud Athlete-of-the-Year. **1977**—UPI Athlete-of-the-Year over baseball's Steve Carlton; NFL MVP by PFWA NEA (Thorpe Trophy), Mutual Radio, AP, FB Digest, Sport Magazine NFL Player-of-the-Year, AP NFL most valuable offensive player; UPI, Sporting News NFC Player-of-the-Year; only unanimous choice to NFC Pro Bowl squad; leading vote getter to UPI all-NFC team... All-pro pick AP, UPI, NEA (top pick); Pro FB Weekly Offensive Player-of-the-Year; won Seagram's "Oscar" award for football and \$10,000 prize; in '77 divisional playoff rushed 19 for 60, 3 rec for 33, 3 KORs for 57; MVP of Pro Bowl with 13 rushes for 77 yards and game winning TD. **1978**—All-Pro pick NEA, PFWA; Pro Bowl starter; leading vote-getter to UPI all-NFC team. **1979**—Pro Bowl starter; AP all-NFC; in wildcard playoff rushed 16 for 67, 3 rec. for 52, 2 TDs, had 84-yard run called back by "motion" penalty. **1980**—Leading vote-getter to NFC team for Pro Bowl. **1981**—None. **1982**—Wisconsin Pro Football Lombardi Dedication Award. **1983**—2nd Team UPI all-NFC; 2nd team NEA all-NFL, Pro Bowl backup; (11 carries for 40 yards; one incomplete pass; three receptions for 11 yards).

COLLEGIATE: Football Round-up College Player-of-the-Year '74... Leading scorer in NCAA history with 464 points... Led nation with 160 points in '73... First running back, 4th player selected in '75 draft (behind Steve Bartkowski, Randy White, Ken Huff)... Scored 65 touchdowns, rushed for 3,563 (6.1) yards, kicked five field goals and 54 PAT, caught 27 passes for 474 yards, had 39.0 punting average, 43.0 kickoff return average, hit 14 of 19 passes for 4 TDs... Played in College All-Star (Pittsburgh 21-14), East-West, Senior Bowl games.

PERSONAL: Given name Walter Jerry Payton... Nickname Sweetness... Married (Connie)... One son (Jarrett)... Resides in suburban Arlington Heights... Part owner of Studebaker's Diner & Bar in suburban Schaumburg... Active in many charities... Honorary chairman '83 Chicago Heart Association Jump Rope for Heart... Honorary chairman Illinois Mental Health Association '78-'80... Also has aided Boy Scouts, March of Dimes anti-youth alcoholism, Piccolo Research Fund, United Way, Peace Corps... Tremendous strength; 390 bench-press, 600+ leg-press, 300 military... Nominated NFL Man-of-the-Year... Attended Columbia High but didn't start football until 11th grade... Father deceased, mother (Alyne) resides in Columbia... Interests include drums, privacy... Biography *Sweetness* published in '78 by Contemporary Books... Formed "Walter Payton Enterprises" (investments) in '79... Received BA in special education at Jackson State in 3½ years.

Payton's Pro Stats

Year/Club	RUSHING				RECEIVING				TD	Gms/Sts
	Att	Yds	Avg	TD	No.	Yds	Avg	TD		
1983 Bears	314	1421	4.5	6	53	607	11.5	2	2	16/16
1982 Bears	148	596	4.0	1	32	311	9.7	0	0	9/9
1981 Bears	339	1222	3.6	6	41	379	9.2	2	2	16/16
1980 Bears	317	1460	4.6	6	46	367	8.0	1	1	16/16
1979 Bears	369	1610	4.4	14	31	313	10.1	2	2	16/16
1978 Bears	333	1395	4.2	11	50	480	9.5	0	0	16/16
1977 Bears	339	1852	5.5	14	27	269	10.0	2	2	14/14
1976 Bears	311	1390	4.5	13	15	149	9.9	0	0	14/14
1975 Bears	196	679	3.5	7	33	213	6.5	0	0	13/7
Career	2666	11625	4.4	78	328	3088	9.4	9	9	130/124

Year/Club	KICKOFF RETURNS				PASSING					PUNTS		
	No.	Yds	Avg	TD	Att	Com	Yds	TD	Int	No.	Yds	Avg
1983 Bears	0	0	0.0	0	6	3	95	3	2	0	0	0.0
1982 Bears	0	0	0.0	0	3	1	39	1	0	0	0	0.0
1981 Bears	0	0	0.0	0	2	0	0	0	0	0	0	0.0
1980 Bears	0	0	0.0	0	3	0	0	0	0	0	0	0.0
1979 Bears	0	0	0.0	0	1	1	54	1	0	0	0	0.0
1978 Bears	0	0	0.0	0	0	0	0	0	0	0	0	0.0
1977 Bears	2	95	47.5	0	0	0	0	0	0	0	0	0.0
1976 Bears	1	0	0.0	0	0	0	0	0	0	0	0	0.0
1975 Bears	14	444	31.7	0	1	0	0	0	1	1	39	39.0
Career	17	539	31.7	0	16	5	188	5	3	1	39	39.0

WALTER PAYTON'S 10 LONGEST RUNS—1) 76 yards (10/16/78) at Denver, 2) 73 yards (9/13/77) vs Lions, 3) 69-yard TD (9/14/80) vs Saints, 4) 61 yards (9/14/80) vs Saints, 5) 60 yards (10/17/76) at Los Angeles, 6) 58 yards (10/30/77) at Green Bay, 7) 58 yards (11/20/77) vs Vikings, 8) 54 yards (12/21/75) at New Orleans, 9) 51 yards (10/10/77) vs Rams, 10) 50-yard TD (11/19/80) vs Redskins.

WALTER PAYTON'S GAME BALLS—9/28/75, 15-13 over Philadelphia; 12/21/75, 42-17 over New Orleans; 9/19/76, 19-12 over San Francisco; 11/14/76, 24-13 over Green Bay; 10/10/77, 24-23 over Los Angeles; 10/30/77, 26-0 over Green Bay; 11/13/77, 28-27 over Kansas City; 11/20/77, 10-7 over Minnesota; 12/11/77, 21-10 over Green Bay; 9/3/78, 17-10 over St. Louis; 9/9/79, 26-7 over Minnesota; 10/7/79, 7-0 over Buffalo; 9/14/80, 22-3 over New Orleans; 12/7/80, 61-7 over Green Bay; 12/20/80, 14-13 over Tampa Bay; 10/25/81, 20-17 over San Diego; 12/26/82, 34-26 over Los Angeles; 11/13/83, 17-14 over Philadelphia, 12/11/83, 19-13 over Minnesota.

100-yard games...54

275 (40) vs Vikings 11/20/77
205 (23) at Green Bay 10/30/77
192 (33) vs Chiefs 11/12/77
183 (18) vs Saints 9/14/80
183 (27) at Seattle 12/5/76
182 (23) vs Vikings 9/9/79
179 (38) at Dallas 11/26/81
163 (32) vs Packers 12/11/77
162 (23) at San Francisco 10/28/79
161 (28) at New Orleans 9/18/83
160 (23) vs Lions 9/18/77
157 (22) at Denver 10/16/78
157 (33) vs Cardinals 12/16/79
155 (39) at Buffalo 10/7/79
148 (28) at San Francisco 9/19/76
148 (30) vs Packers 12/18/83
145 (27) at Los Angeles 10/17/76
141 (19) at Minnesota 10/10/76
140 (19) vs Saints 10/2/77
137 (20) at Detroit 11/24/77
134 (22) at Dallas 9/16/79
134 (25) at New Orleans 12/12/75
133 (28) vs Buccaneers 10/6/80
131 (23) vs Eagles 11/13/83
130 (22) vs Packers 12/7/80
130 (29) at Tampa Bay 12/20/80
127 (23) at Minnesota 11/12/78
126 (24) vs Rams 10/10/77
125 (36) vs Packers 9/2/79
123 (18) at Detroit 11/27/80
123 (27) vs Raiders 10/1/78
122 (24) at Minnesota 10/16/77
115 (25) at Green Bay 12/9/79
113 (22) vs Lions 11/4/79
112 (33) vs Vikings 12/6/81
111 (23) at Minnesota 10/21/79
110 (27) at Green Bay 11/28/76
109 (18) vs Packers 11/14/76
109 (18) vs Seahawks 11/5/78
109 (26) at Tampa Bay 1/2/83
107 (17) vs Redskins 11/9/80
107 (36) vs Chargers 10/25/81
106 (22) at Tampa Bay 11/20/83
105 (22) at Green Bay 11/15/81
105 (23) at San Francisco 11/16/75
105 (27) vs Buccaneers 11/26/78
104 (18) vs Redskins 10/3/76
104 (20) at L.A. Rams 12/26/82
103 (20) vs Falcons 9/4/83
102 (20) vs Vikings 10/9/83
102 (23) at Minnesota 10/12/80
101 (26) vs Cardinals 9/3/78
101 (27) vs Lions 10/19/80
101 (33) at Tampa Bay 12/4/77

PAYTON RECORDS—REGULAR SEASON GAMES ONLY

Scoring

1) Touchdowns lifetime, 87 (78-rush, 9 rec)

Rushing

- 2) Attempts, lifetime, 2,666 (1975-83)
- 3) Attempts, season, 369 (1979)
- 4) Attempts, game, 40 (11/20/77)
- 5) Yards gained, lifetime, 11,625 (1975-83)
- 6) Yards gained, season, 1,852 (1977)
- 7) Yards gained, game, 275 (11/20/77)
- 8) Seasons 1,000+ yards, 7 (1976-81, 83)
- 9) Consecutive games 100+ yards, 5 (11/13/77-12/11/77)
- 10) Games 100+ yards, 54
- 11) Games 100+ season, 10 (1977)
- 12) Consecutive seasons 1000+ yards, 6 (1976-81)
- 13) Games 200+ season, 2 (1977)
- 14) Games 200+ lifetime, 2
- 15) Rushing touchdowns, lifetime, 78 (1975-83)
- 16) Rushing touchdowns season, 14 (1977, 1979; tie Sayers 1965)
- 17) Consecutive games 1+ rushing TDs, 7 (10/3/76-11/14/76; tie Sayers 1969)

Combined Yards

- 18) Attempts lifetime, 3,011
- 19) Attempts season, 402 (1979 NFL)
- 20) Attempts game, 42 (11/20/77)
- 21) Yards gained, 15,252

PAYTON'S NON-RECORD CAREER BESTS

Combined Yards: 300 (134-rush, 62-rec, 104-kor) at New Orleans 12/21/75

Avg. Per Carry: 10.2 (18-183) vs Saints 9/14/80

Long Run: 76 at Denver (10/16/78)

Long Pass: 56t (to Willie Gault) at New Orleans (9/18/83)

Long Catch: 75t (from Bob Avellini) at Detroit (11/24/77)

Long Punt: 39 vs Miami (11/2/75)

Long Kickoff Return: 70 at New Orleans (12/21/75)

Most TDs Rush: 3, six times, last vs Packers (12/7/80)

Most TDs Rec: 2, vs Broncos (12/20/81)

Most TDs Pass: 2 at New Orleans (9/18/83) to Willie Gault: 56, 21

Most Catches: 8 vs Falcons (9/4/83)

Most Yards Rec: 119 vs Detroit (10/29/78)

Most KORs: 3 (57) at Dallas (12/26/77)

Most Yards KORs: 104 (2) at New Orleans (12/21/75)

THE TOP 10 AVERAGE PER CARRY DAYS

- 1) 10.16 (18-183) vs Saints (12/14/80)
- 2) 8.91 (23-205) at Green Bay (10/30/77)
- 3) 7.91 (23-182) vs Minnesota (9/9/79)
- 4) 7.42 (19-141) at Minnesota (10/10/76)
- 5) 7.36 (19-140) vs New Orleans (10/2/76)
- 6) 7.13 (22-157) at Denver (10/16/78)
- 7) 7.04 (23-162) at San Francisco (10/28/79)
- 8) 6.95 (23-160) vs Detroit (9/18/77)
- 9) 6.87 (40-275) vs Minnesota (11/20/77)
- 10) 6.85 (20-137) at Detroit (11/24/77)

THE BOTTOM 10 DAYS RUSHING YARDAGE

- 1) 0 (10 carries) at Detroit (10/12/75)
- 2) 0 (8) vs Colts (9/21/75)
- 3) 2 (4) at Los Angeles (11/23/75)
- 4) 4 (3) at Baltimore (9/25/83)
- 5) 5 (5) vs Redskins (10/11/81)
- 6) 20 (8) vs Saints (9/19/82)
- 7) 24 (9) '78 Pro Bowl (1/29/79)
- 8) 26 (14) at Detroit (9/12/82)
- 9) 26 (7) vs Dolphins (11/2/75)
- 10) 28 (7) at Oakland (12/13/81)

NFL'S ALL-TIME TOP 10 COMBINED YARDAGE LEADERS

1) Jim Brown	15,469	6) Ollie Matson	12,884
2) *Walter Payton	15,252	7) *Greg Pruitt	12,763
3) *Franco Harris	14,449	8) Tim Brown	12,684
4) O. J. Simpson	14,368	9) Lenny Moore	12,451
5) Bobby Mitchell	14,078	10) Don Maynard	12,379

*indicates still active

Payton Rushing vs NFL


Opponents	Gms	Att	Yds	Avg	TDs
Atlanta Falcons	5	99	332	3.4	2
Baltimore Colts (Now Indianapolis)	2	11	4	0.4	0
Buffalo Bills	1	39	155	4.0	1
Cincinnati Bengals	1	18	78	4.3	0
Cleveland Browns	1	11	30	2.7	0
Dallas Cowboys	3	77	354	4.6	1
Denver Broncos	4	78	359	4.6	1
Detroit Lions	18	349	1434	4.1	10
Green Bay Packers	16	364	1682	4.6	13
Houston Oilers	2	36	139	3.9	0
Kansas City Chiefs	2	54	262	4.9	3
Los Angeles Raiders	3	70	248	3.5	3
Los Angeles Rams	7	124	525	4.2	3
Miami Dolphins	2	22	69	3.1	1
Minnesota Vikings	17	360	1753	4.9	13
New England Patriots	2	28	112	4.0	0
New Orleans Saints	5	98	638	6.5	5
New York Giants	1	15	47	3.1	0
New York Jets	1	20	53	2.7	0
Philadelphia Eagles	4	91	387	4.3	0
Pittsburgh Steelers	1	12	60	5.0	0
St. Louis Cardinals	5	107	425	4.0	5
San Diego Chargers	2	53	157	3.0	1
San Francisco 49ers	6	138	642	4.7	6
Seattle Seahawks	3	59	332	5.6	1
Tampa Bay Buccaneers	12	277	1042	3.8	6
Washington Redskins	4	56	306	5.5	3
Totals	130	2666	11625	4.4	78

NFL'S ALL-TIME TOP 5 RUSHERS

Name, Team (*Indicates still active)	Yrs	Gms	Game	Att	Yds	Avg	100-yd TD games
1) Jim Brown, Cleveland	9	118	104.3	2359	12,312	5.2	106 58
2) *Franco Harris, Pittsburgh	12	165	72.4	2881	11,950	4.1	91 47
3) *Walter Payton, Chicago	9	130	89.4	2666	11,625	4.4	78 54
4) O. J. Simpson, Buffalo-San Francisco	11	135	83.2	2404	11,236	4.7	61 42
5) *John Riggins, NY Jets-Washington	12	149	63.3	2413	9,436	3.9	82 21

Safety Missouri 2nd Year

Ht: 5-10 Wt: 183 Born: 12/19/59
St. Louis, MO



Acquisition: Signed as a Free Agent October 25, 1983.

1983 SEASON: Signed as a free agent with Bears after 8th game of season...Appeared in first pro game vs. Detroit (10/30) and played in a total of 8 games at safety and specialty team play...Began the season with the Houston Oilers...Suffered hamstring pull (8/22) and was waived by Oilers (9/15)...Was Oilers' 9th round draft pick...**GAMES PLAYED:** 8.

GAMES STARTED: 0.

COLLEGIATE, PERSONAL: Was 226th player selected in '83 draft...Was a 4-year starter in Missouri secondary...Clocked at 4.6 for 40-yard dash...Was a consensus all-Big Eight performer in '81 and also a 2nd team all-America choice of Football News...Made 23 sacks for minus 123 yards during Tiger career...Totals for college show: 239 tackles, 123 solos, and 116 assists...Picked-off 5 passes during career and had 2 fumble recoveries ('82)...Played QB at Soldan High in St. Louis...Also took up boxing as youngster and worked his way up to Gold Gloves Champion...Works as counselor to felonious offenders in a half-way house in Columbia, (MO) during off-season...Future plans are to attend graduate school (business).

Potter's Pro Stats

Year/Club	INTERCEPTIONS			Tkl/ Solo	Fum. Rec.	Pass Def.	Force Fum.	Sack -Yds	Games/ Starts
	No.	Yds.	TD						
1983 Bears	0	0	0	2/1	0	0	0	0/0	8/0

Specialty Team Tackles: 3; Bears 1983

DAN RAINS 53

Linebacker Cincinnati 3rd Year

Ht: 6-1 Wt: 222 Born: 4/26/56
Rochester, PA



Acquisition: Signed as a Free Agent May 14, 1982.

1983 SEASON: Made first pro start vs. Minnesota (10/9)...Finished season with 25 tackles including 19 solos...Made 6 tackles vs. Detroit (10/30)...Was 6th on team in special team tackles with 12 including 10 solos...Also had 1 forced fumble...**GAMES PLAYED:** 15.
GAMES STARTED: 5.

PRO CAREER: Played in last 2 games in '82 after being placed on injured reserve for hernia (7/9/82)...Was activated 12/24/82...Was discovered by Bears on a film of an '81 semi-pro game...Spent '80 season with the Columbus Metros (semi-pro)...In '81, he moved up a notch to the American Football Association and was the defensive MVP of the West Virginia Rockets, who beat the Chicago Fire in the title game.

COLLEGIATE, PERSONAL: Honorable mention AP all-America at Cincinnati...Played in Japan Bowl...Was 4-year letterman...MVP...Redshirted in '75...Is from Aliquippa, PA...Same area as tackle Jim Covert and Coach Mike Ditka...Given name Daniel Paul Rains...Married (Debbie)...Prepped at Aliquippa (PA) Hopewell High...One of 10 children...BS degree in criminology...Involved in Sports Teams Organized for Prevention of Drug Abuse.

Rains' Pro Stats

Year/Club	INTERCEPTIONS			Tkls/ Solo	Fum. Rec.	Pass Def.	Force Fum.	Blk. Kick	Sack -Yds	Games/ Starts
	No.	Yds.	TD							
1983 Bears	0	0	0	25/19	1	0	1	0	0	15/5
1982 Bears	0	0	0	0/0	0	0	0	0	0	2/0
Career	0	0	0	25/19	1	0	1	0	0	17/5



MIKE RICHARDSON 27

Cornerback

Arizona State

2nd Year

Ht: 6-0

Wt: 188

Born: 5/23/61
Compton, CA

Acquisition: Was selected in the second round of the 1983 draft.

1983 SEASON: Finished in 2nd place tie (w/Schmidt) on team with 5 interceptions... 5th on team in tackles with 68 and 4th on team in solos (57)... 2nd on team in passes defended (20)... Also had 1 punt block at L.A. Rams (11/6)... Knocked down 3 passes in his professional debut vs. Atlanta (9/4)... Was awarded game ball at Philadelphia (9/23) after making 1 tackle, 4 assists and 2 passes defended... Had 2 interceptions at Tampa Bay (11/20) and vs. Green Bay (12/18)... Mike Ditka on Richardson: "His improvement at the end of the year was phenomenal. He never got down on himself, accepted the challenge and played like a man"... **GAMES PLAYED: 16. GAMES STARTED: 14.**

COLLEGIATE, PERSONAL: Four-year all-PAC 10 at ASU... 4-year secondary leader in tackles... 2-year consensus all-America... Set school record with 18 career interceptions (2 shy of PAC-10 mark)... College stats show: 326 tackles, 181 solo, 9 sacks, 7 fumble recoveries, 15 passes deflected, 18 interceptions, 2 TD's... Given name Michael Calvin Richardson... Has 6 sisters... All-America at Compton (CA) High... First defensive player to win California "Player-of-the-Year" Award... Captain as senior... Hobbies include swimming, Mexican food, ice cream... Business major.

Richardson's Pro Stats

Year/Club	INTERCEPTIONS			Tkls/ Solo	Fum. Rec.	Pass Def.	Force Fum.	Blk. Kick	Sack -Yds	Games/ Starts
	No.	Yds.	TD							
1983 Bears	5	9	0	68/57	1	20	0	1	0/0	16/14
1983 Bears	KICKOFF RETURNS									
	No.	Yds.	Avg.	TD						
	1	21	21.0	0						



JAY SALDI 81

Tight End

South Carolina

9th Year

Ht: 6-3

Wt: 227

Born: 10/8/54
White Plains, NY

Acquisition: Obtained from Cowboys for draft choice May 12, 1983.

1983 SEASON: Played in 13 games including 6 as a starter at TE... 7th on club in pass receptions (12) and reception yardage (119)... Suffered deep thigh bruise vs. Denver (10/2) and missed next 2 games... Made 4 catches vs. New Orleans (9/18) for 37 yards... Made starts in each of final 4 games of season... **GAMES PLAYED: 13. GAMES STARTED: 6.**

PRO CAREER: Played in 5 of the last 7 regular season games with Cowboys in '82... Captained 2 Super Bowl teams... Started 5 games in '81... Had best season in '80 after catching 25 passes for 311 yards (12.4 avg.), 1 TD... Missed final 11 games in '78 with broken right forearm... Caught Roger Staubach's last TD pass vs. Rams (12/30/79)... Cowboys special teams captain '77-78... Signed with Dallas as free agent in '76.

COLLEGIATE, PERSONAL: Began collegiate career as 225-pound defensive end... Switched to tight end... Had 15 college receptions at South Carolina... Given name John Jay Saldi IV... Married (Brenda)... One son (Jonathan Jay)... Named to New York High School all-Decade team of the '70's as a linebacker at White Plains High... Executive Vice President of Tele Communications Systems, Inc. in Dallas... Is involved in Sports Teams Organized for Prevention of Drug Abuse and Brian Piccolo Cancer Research Fund.

Saldi's Pro Stats

RECEIVING

Year/Club	No.	Yds	Avg	TD	Gms/Sts
1983 Bears	12	119	9.9	0	13/6
1982 Cowboys	1	8	8.0	0	5/0
1981 Cowboys	8	82	10.2	1	16/5
1980 Cowboys	25	311	12.4	1	16/0
1979 Cowboys	14	181	12.9	1	16/0
1978 Cowboys	3	8	2.7	2	4/0
1977 Cowboys	11	108	9.8	2	14/0
1976 Cowboys	1	6	6.0	0	14/0
Career	75	823	11.0	7	98/11

Saldi's Single Game Highs

Most Catches: 4 (Twice): vs Buccaneers 9/21/80,
at New Orleans 9/18/83.

Most Yds. Rec.: 77 vs 49ers 10/12/80.
Long Catch: 43 vs 49ers, 10/12/80.

TERRY SCHMIDT 44

Cornerback

Ball State

11th Year

Ht: 6-0

Wt: 185

Born: 5/28/52
Columbus, IN



Acquisition: Was awarded to Bears on waiver system from Saints 9/7/76.

1983 SEASON: Finished in 2nd place tie (w/Richardson) on team with 5 interceptions... Finished year with 30 tackles including 27 solos... Finished in 3rd place tie (w/Williams) on team with 8 passes defended... Was awarded game ball vs. Tampa Bay after scoring game-winning TD on 32-yard interception return in 4th quarter... Also had 4 tackles and 1 defended pass... Suffered severe hip bruise vs. Broncos (10/2)... Had 1 pick-off and 9 tackles at Baltimore... Also picked-off pass vs. Denver and nabbed 2 passes at New Orleans (9/18)... **GAMES PLAYED: 13. GAMES STARTED: 3.**

PRO CAREER: Heads into '84 campaign with 25 career interceptions tying him with teammate Gary Fencik... 5 of his pick-offs came with Saints... Led Bears in interceptions with 4 in '82... Had 73 consecutive starts until '83 opener... Led team in passes broken up with 24 in '81... Also led team with 20 passes defended in '80... Also led team with 18 in '79... Got game ball for 2-theft performance at Tampa Bay in 14-0 win (12/2/79)... Has ball trophy from 16-13 win over SF (9/10/78)... '74 all-rookie with Saints' after making 4 interceptions in first five games... Was Saints' 5th round draft pick.

COLLEGIATE, PERSONAL: First Ball-Stater to play in East-West Shrine game... Cardinals MVP as senior... Kodak, Football News all-America pick... Had 13 interceptions in 3 varsity seasons at BSU... Academic all-America pick... Member of collegiate student senate...

Was enrolled in science honors program...Played in Coaches' all-America...Given name Terry Richard Schmidt...Married (Debbie)...2 children (Jake, Jennifer)...Resides in Lake Forest...Entered Loyola Dental School in winter of '81...Attended Columbus (IN) High earning all-state football honors twice while excelling in track and baseball...Has BS in chemistry and biology...Is involved in Sports Teams Organized for Prevention of Drug Abuse, Chicago Boys Clubs and Lake Forest Chamber of Commerce.

Schmidt's Pro Stats

Year/Club	INTERCEPTIONS			TklS/ Solo	Fum. Rec.	Pass Def.	Force Fum.	Blk. Kick	Sack -Yds	Games/ Starts
	No.	Yds.	TD							
1983 Bears	5	31	1	30/27	0	8	0	0	0/0	13/3
1982 Bears	4	39	0	30/24	0	10	0	0	0/0	9/9
1981 Bears	2	4	0	39/34	1	24*	1	0	0/0	16/16
1980 Bears	1	0	0	56/47	1	20*	2	0	0/0	16/16
1979 Bears	6	44	1	44/32	0	18*	1	0	0/0	16/16
1978 Bears	2	23	0	51/44	1	9	1	0	0/0	16/16
1977 Bears	0	0	0	10/5	0	1	0	0	0/0	10/1
1976 Bears	0	0	0	0/0	0	0	0	0	0/0	9/0
1975 Saints	1	37	0	27/10	3	11	-	-	-/-	13/9
1974 Saints	4	27	1	-/-	1	-	-	0	-/-	9/9
Career	25	205	3	287/223	7	101	5	0	0/0	127/95

*Led Team

Punt Returns: 1975, 11 for 76.

Kickoff Returns: 1974 1 for 23; 1975, 2 for 54.

Schmidt's Single Game Highs

Most Interceptions: 2, at Tampa Bay 12/2/79

(2-16); vs Patriots 12/5/82 (2-0);

at Saints 9/18/83 (2-7).


Long Return: 37, 1975.

Most Tackles: 10, vs Redskins 11/9/80.

Most Pass Deflected: 4; at San Francisco

10/28/79; at Atlanta 11/23/80;

at Oakland 12/13/81.



DAVID SIMMONS

57

Linebacker

North Carolina

4th Year

Ht: 6-4

Wt: 238

**Born: 1/19/57
Goldsboro, NC**

Acquisition: Signed as a Free Agent 9/20/83.

1983 SEASON: Joined the Bears prior to the Baltimore game...Was waived by the Colts during '83 pre-season...Appeared in 13 games primarily on special team play...5th on team in special team tackles...Developed pain in left knee late in the season...Had athroscopic examination 1/18/84 which showed no ligament or cartilage damage...**GAMES PLAYED: 13. GAMES STARTED: 0.**

PRO CAREER: Signed with Colts as free agent 11/23/82...Waived by Colts 9/7/81 and then re-signed with Colts as free agent 2/16/82...Waived by Lions 8/17/81...Was claimed by Lions on procedural waivers 12/18/80...On injured reserve with shoulder injury 8/26/80...Sixth round draft choice of Packers in '79...Blocked extra point versus Bears while with Pack 12/9/79 in Bears' 61-7 rout.

COLLEGIATE, PERSONAL: Four-year letterman at N.C....Went from wide receiver to nose tackle...Senior stats show: 71 tackles, 49 solo, 7 tackles for losses of 34 yards, 3 fumble recoveries...Returned one fumble recovery for 38 yards and TD...Played in Senior Bowl, East-West Shrine game...Given name David Devone Simmons...Lettered in football and basketball at Goldsboro (NC) Rosewood High...Hobbies include music and hunting...Radio-TV major.

Simmons' Pro Stats

Year/Club	INTERCEPTIONS			Tkl/ Solo	Fum. Rec.	Pass Def.	Force Fum.	Blk. Kick	Sack -Yds	Games/ Starts
	No.	Yds.	TD							
1983 Bears	0	0	0	2/2	0	0	1	0	0/0	13/0
1982 Colts	0	0	0	16/8	1	0	0	0	0/0	6/3
1980 Lions	0	0	0	0/0	0	0	0	0	0/0	1/0
1979 Packers	0	0	0	6/5	0	0	0	1	0/0	16/0
Career	0	0	0	24/15	1	0	1	1	0/0	36/3

MIKE SINGLETARY 50

Middle Linebacker Baylor

4th Year

Ht: 6-0

Wt: 228

Born: 10/9/58
Houston, TX



Acquisition: Was selected in the second round of the 1981 draft.

1983 SEASON: Named to UPI all-NFC, Football Digest all-NFL, PFW all-NFC, all-NFL, NEA all-NFL... Started in Pro Bowl... Led team tackles (148), solos (118), assists (30), fumble recoveries (4)... Also had 3½ sacks for losses totaling 23½ yards... Had 11 tackle performances at L.A. Rams (11/6) and at Minnesota (12/11)... Earned game ball at Minnesota; 11 tackles, 1 forced fumble, 2 knocked down passes, 1 sack, -11 yards... Was named Pro Football Weekly Defensive Player of Week after 49ers' game (11/27); had 12 tackles, 1 interception, 1 fumble recovery... Recovered 2 fumbles at Green Bay (12/4)... **GAMES PLAYED: 16. GAMES STARTED: 16.**

PRO CAREER: Tied for 2nd on club with 71 total tackles in '82... Named PFWA, UPI, PFW Football Digest all-rookie, teams... Piccolo Award Winner... Started last 9 games in '81... Game ball performance at K.C. (11/8/81) included 10 tackles, 6 solos, 1 forced fumble... 38th player, 5th LB in draft... Bears received that selecting position from San Francisco for a 5th round pick and exchange of 2nd round positions to skip past Vikings.

COLLEGIATE, PERSONAL: Consensus SWC "Player-of-the-Year" in '79, 80 at Baylor... Only junior selected to all-SWC Team-of-the-70's... Consensus all-America... Averaged 15 tackles per game over career... Set school record with 232 tackles in '78... Posted 20 tackles or more in 4 games; 30 or more 3 times... Never had less than 10 in a game... Finalist in '80 Lombardi Trophy voting... Tri-captain in '79; captain in '80... Made career-high 33 stops vs. Arkansas... ABC "Player of the Game" following 16 solos vs. Arkansas; 11 for -31 yards... Played in Hula and Japan Bowls... College stats: 5 interceptions, 21 yards, 662 tackles, 351 solos, 6 fumble recoveries, 18 passes broken up... Given name Michael (NMI) Singletary... Married (Kim)... Received first football uniform as sophomore at Houston Worthing High... Favorite book: "The Amazing Results of Positive Thinking" by Norman Vincent Peale... Business major... Has BA degree in management... Is involved in Fellowship of Christian Athletes, Brian Piccolo Cancer Research and Sports Teams Organized for Prevention of Drug Abuse.

Singletary's Pro Stats

Year/Club	INTERCEPTIONS			Tkl/ Solo	Fum. Rec.	Pass Def.	Force Fum.	Blk. Kick	Sack -Yds	Games/ Starts
	No.	Yds.	TD							
1983 Bears	1	0	0	148*/118*	4*	7	1	0	3½/23½	16/16
1982 Bears	0	0	0	71/61	1	2	1	0	1/9	9/9
1981 Bears	1	-3	0	72/60	0	4	1	0	0/0	16/9
Career	2	-3	0	291/239	5	13	3	0	4½/32½	41/34

*Led team

Singletary's Single Game Highs

Most Tackles: 12 vs 49ers 11/27/83.

Most Solos: 10 at L.A. Rams 12/6/83.



RAY STACHOWICZ 19

Punter Michigan State 4th Year
Ht: 6-0 Wt: 192 Born: 3/6/59
Cleveland, OH

Acquisition: Signed as Free Agent December 7, 1983

1983 SEASON: Joined the Bears after Bob Parsons was waived (12/6)... Started 3rd season on Packers roster and was waived (8/23)... Appeared in 1st Bear game vs. Minnesota (12/11) and punted 4 times for 166 yards (41.5) including 48-yarder... Also had 2 punts blocked in game; and became 2nd player in Bear history since Jon Kilgore, vs. L.A. (12/8/68)... **GAMES PLAYED: 2. GAMES STARTED: 2.**


PRO CAREER: Was Packers punting specialist 1981-82... Ranked 11th among NFC punters in '82 with a 40.2 average... Punted 82 times, 4th highest season total in team history, as rookie in '81... Longest effort was 72-yarder against L.A. Rams in Anaheim (9/20/81).

COLLEGIATE, PERSONAL: Led Big Ten in punting in three seasons at MSU and voted all-conference all 4 years, becoming 1st player ever to capture all-Big Ten honors 4 consecutive seasons... 2 time all-America in college... Finished 2nd nationally in punting average (46.2 yards for 71 punts) as senior... Had only one punt blocked during his collegiate career... Packaging major... Given name Raymond Mark Stachowicz... Nick-name: "Stack"... Single... Hobbies include: restoring and showing old Corvettes, swimming, golf, basketball and tennis... Interested in real estate and business (sales)... Is involved in Brian Piccolo Cancer Research Fund.

Stachowicz's Pro Stats

Year/Club	No.	Yds	PUNTING				Blk
			Avg	TB	In20	Lg	
1983 Bears	14	447	37.3	0	0	48	2*
1982 Packers	42	1687	40.2	2	7	53	0
1981 Packers	82	3330	40.6	9	15	72	2
Career	138	5464	39.6	11	22	173	4

*Tied team record



MATT SUHEY 26 (Soo-ee)

Running Back Penn State 5th Year
Ht: 5-11 Wt: 216 Born: 7/7/58
State College, PA

Acquisition: Was selected in the second round of the 1980 draft.

1983 SEASON: Turned in best one-season performance of career... Finished 2nd on team in rushing attempts (141) and yards rushing (681)... 3rd on team in scoring with 30 points... 2nd on team in pass catches (49) and 3rd on team in reception yardage (597)... Had first career 100+ yard game of career at Tampa Bay (11/20) (19 carries for 112 yards)... Awarded game ball at Minnesota (12/11) after rushing 17 times for 101 yards and passing 74 yards to Payton for a TD... Caught 5 passes for 89 yards vs. Denver (10/2) in leading team to a 31-14 win... Made 7 catches for 59 yards at L.A. Rams (11/6)... Scored 2 TD's at Green Bay (12/4)... **GAMES PLAYED: 16. GAMES STARTED: 13.**

PRO CAREER: Started all 9 games in '82...Had 9 receptions for 87 yards vs. Cardinals 12/19/82... Started 14 games in '81...Game ball performance vs. Chargers 10/25/81 included 22 carries, 64 yards, 1 TD; 3 receptions, 17 yards...Drew first pro starting assignment 9/21/80 vs. Vikings... Accounted for 180 combined yards at Pittsburgh-130 by KOR (9/28/80)...7th running back selected in '80 draft, 46th player overall.

COLLEGIATE, PERSONAL: Lions 2nd leading career rusher with 2,818 yards, 2 TD's behind Lydell Mitchell, ahead of John Cappelletti, Lenny Moore, Charlie Pittman, Franco Harris...3rd in total offense (3,146 yards), 4th in TD's (29)... School record for rushing attempts, career (653)...Named to UPI's all-East team... Honorable mention all-America... Played in Hula Bowl... Led PSU rushing in '77, '78, '79... Had 39 receptions, 328 yards, 2 TD's... Given name Matthew Jerome Suhey... Maternal grandfather Bob Higgins was a PSU all-America in 1919, played end for Canton Bulldogs against George Halas and Chicago Staleys in 1921 (Staleys won 10-0), and coached the Lions from 1930-48... Father (Steve) was an all-America guard at PSU in 1947 and played with Jim Finks and Steelers in '49... Brothers Larry (RB) and Paul (LB) also played for PSU... Three-year all-state RB... Football captain, lettered in track and wrestling... Resides in Highland Park... B.S. in Marketing... Pursuing MBA at Northwestern... Involved in Sports Teams Organized for Prevention of Drug Abuse, Chicago Boys Clubs and Lake Forest Chamber of Commerce.

Suhey's Pro Stats

Year/Club	RUSHING				No.	RECEIVING				Games/ Starts
	No.	Yds.	Avg.	TD		Yds.	Avg.	TD		
1983 Bears	149	681	4.6	4	49	428	8.8	1	16/13	
1982 Bears	70	206	2.9	3	36	333	9.3	0	9/9	
1981 Bears	150	521	3.5	3	33	168	5.1	0	15/14	
1980 Bears	22	45	2.0	0	7	60	8.6	0	16/1	
Career	391	1,453	3.7	10	125	989	7.9	1	56/37	
	KICKOFF RETURNS				No.	PUNT RETURNS				
	No.	Yds.	Avg.	TD		Yds.	Avg.	TD		
1983 Bears	0	0	0	0	0	0	0.0	0		
1982 Bears	0	0	0	0	0	0	0.0	0		
1981 Bears	0	0	0	0	0	0	0.0	0		
1980 Bears	19	406	21.4	0	1	4	4.0	0		
Career	19	406	21.4	0	1	4	4.0	0		

Suhey's Single Game Highs

Most Rushes: 22 vs Chargers 10/25/81 (22-64).
Long Catch: 52 vs Broncos 10/2/83.
Most Yards Rush: 112 at Buccaneers 11/20/83 (19-112).
Most KOR: 6 vs Vikings 9/21/80 (6-115) at Pittsburgh 9/28/80 (6-130).
Long Rush: 39 at Buccaneers 11/20/83.
Most Rec.: 9 vs Cardinals 10/19/82 (9-87).

Most Yards Rec.: 89 vs Broncos 10/2/83 (5-89).
Combined Yards: 180 (twice) at Steelers 9/28/80 (130 by KOR, 50 by rushing); at Vikings 12/11/83 (101 rush, 5 rec, 74 pass).
Most Yards KOR: 130 at Pittsburgh 9/28/80 (6-130).
Long KOR: 31 vs Bengals 12/14/80 (1-31).
Passing: 1-1, 74 yds. (1 TD) at Vikings 12/11/83.

CALVIN THOMAS 33

Running Back

Illinois

3rd Year

Ht: 5-11

Wt: 235

Born: 1/7/60
St. Louis, MO



Acquisition: Signed as a Free Agent May 21, 1980.

1983 SEASON: Separated left shoulder in final pre-season contest vs. K.C. (8/27)...Played in 13 games during season after making initial appearance at Baltimore (9/25)...Carried ball 8 times for 25 yards and made 2 catches for 13 yards...Pre-season stats show: 13 carries, 62 yards, 1 TD, 3 catches, 26 yards...Had 9 carries, 59 yards and 1 TD in 27-21 pre-season win over L.A. Raiders...Also played on specialty teams during season and made 6 tackles including 3 solos.

PRO CAREER: Played in 6 of last 7 games in '82...Only missed Vikings (11/28/82) and Saints (9/19/82) games and missed Lions game (9/12/82) due to inactive list...Had 7 receptions for 65 yards in '82 pre-season game.

COLLEGIATE, PERSONAL: Four-year letterman at Illinois...Illini stats show: 325 carries, 1,194 yards, (3.7 avg.), 8 TD's, 42 catches, 328 yards, (7.8 avg.) 0 TD's...Played in Blue-Gray game...Given name Calvin Lewis Thomas...All-state at St. Louis McKinley High...Hobbies include basketball, music...Four-year letterman in track...Sociology and History major...Is involved in Red Cloud Athletic Fund.

Thomas' Pro Stats

Year/Club	RUSHING				RECEIVING				Games/ Starts
	No.	Yds.	Avg.	TD	No.	Yds.	Avg.	TD	
1983 Bears	8	25	3.1	0	2	13	6.5	0	13/0
1982 Bears	5	4	0.8	0	0	0	0.0	0	6/0
Career	13	29	2.2	0	2	13	6.5	0	19/0



BOB THOMAS 16

Place Kicker

Notre Dame

9th Year

Ht: 5-10

Wt: 177

Born: 8/7/52
Rochester, NY

Acquisition: Originally acquired on waivers from LA Rams 2/6/75 and then signed as Free Agent 12/22/82.

1983 SEASON: 77 points tied 2nd best one-season output of career ('78)...35 PAT's tied career best of '80...Kicked winning 22-yard FG with 10 seconds remaining in 23-21 win over Green Bay (12/18) in season finale...Kicked winning 22-yard FG vs. Philadelphia in 17-14 Bear win (11/13)...Hit 50-yarder vs. Tampa Bay (9/11) in 17-10 win...Established new Bear record for career FG's vs. Detroit (10/30) after hitting 45-yarder to break Mac Percival's record of 99...It was Thomas' 100th career FG...Won George Connor Pro Player Award...**GAMES PLAYED: 16. GAMES STARTED: 16.**

PRO CAREER: Owns 5 Bear records: Career FG's (106); longest FG (55-yarder at L.A. Rams, 11/23/75); most accurate kicker in Bear history having converted 106 of 177 in 9 seasons for 59.9% (Mac Percival was 54.4, 1967-73); top one-year percentage .772, 17 of 22 in '78; and consecutive FG's without a miss, 10 (Percival tie)...Kicked 5 of 7 FG's after signing with Bears as free agent...Waived by Detroit Lions after kicking 5 of 5 FG's in first 2 games of '82...Signed with Lions as free agent (9/8/82)...Waived by Bears (9/6/82)...Is 2nd on all-time Bear scoring list (528) and trails only George Blanda (541)...His kicks have been the winning margin in 16 games...Received game ball (11/11/79) from (27-24) win over L.A. Rams for 38 and 35-yard FG's...Converted 15 successive kicks in '78 before missing PAT vs. Raiders...Hit 15 of 16 FG's in the first 10 weeks of the '78 season...Won PFW Golden Toe Award for FG performance to beat 49er's (9/10/78)...UPI honorable mention all-NFL '78...Led Bear scoring '83, '80, '78, '75...Booted one of the most important FG's (28-yarder) in club history with 9 seconds left in OT at NY to put Bears in '77 playoffs...Was awarded to Bears via waivers from L.A. (2/6/75) after failing to make '74 Rams on last cut...15th round L.A. draft choice in '74.

COLLEGIATE, PERSONAL: Academic all-America at Notre Dame...Set Irish records for consecutive PAT's (62), FG's (9 of 18) and kicking points (70) in '73...Scored ND's last 3 points against Alabama in '73 Sugar Bowl giving Irish national championship 24-23...Scored 161 career points on 98 of 101 PAT's, 21-35 FG's...Given name Robert Randall Thomas...Married (Margaret Mary)...Two sons (Brendan and Jonathan)...Graduated Loyola law school...Passed Illinois Bar (10/2/81)...Works for law firm of Casey, Krippner, & Callahan in Geneva, (IL)...Member of championship football and soccer teams (center/forward) at Rochester McQuaid Jesuit High...Had 47-yard FG in high school...Has donated time to Portes Cancer Prevention Center, Chicago Boys Clubs, Brian Piccolo Cancer Research Fund, MDS. Has BA in government.

Thomas' Pro Stats

Year/Club	Pts.	FG's	1-19	20-29	30-39	40-49	50+	PAT's	Games
1983 Bears	77	14-25	1-1	9-9	0-4	3-6	1-5	35-38	16
1982 Bears	21	5-7	1-1	0-0	1-2	3-3	0-1	6-6	2
1981 Bears	8	2-3	0-0	1-2	1-1	0-0	0-0	2-2	2
1980 Bears a	74	13-18	1-1	5-5	4-8	3-4	0-0	35-37	16
1979 Bears b	82	16-27	1-1	4-7	9-11	2-7	0-1	34-37	16
1978 Bears c	77	17-22	0-0	7-7	9-11	1-4	0-0	26-28	16
1977 Bears d	69	14-27	0-0	6-9	6-10	2-6	0-2	27-30	14
1976 Bears e	63	12-25	0-0	3-3	4-6	5-11	0-5	27-30	14
1975 Bears f	57	13-23	0-0	3-7	5-6	4-7	1-3	18-22	14
Bear Career	528	106-177	4-4	38-49	39-59	23-48	2-17	210-230	110
1982 Lions	18	5-5	0-0	0-0	3-3	2-2	0-0	3-3	2
Career Totals	546	111-182	4-4	38-49	42-62	25-50	2-17	213-233	112

a--includes 2 blocked PAT's, b--includes 3 blocked PAT's, 1 FG att. 44, c--includes 1 blocked PAT, 2 FG att., 39, 39.
d--includes 3 blocked PAT's, e--includes 1 blocked PAT, f--includes 2 blocked PAT's, 4 FG atts: 43, 20, 27, 27.

Thomas' Career Bests

Longest Field Goal: 55, at Los Angeles 11/23/75
(club record).

Most Points: 15 vs Redskins 10/3/75.

Most Field Goals: 4 (of 4), vs Redskins 10/3/76.

Most FG attempts: 5 (made 3), at Green Bay 12/9/79.

Consecutive PAT String: 22, 9/16/79-11/18/79.

Consecutive FG String: 10, 12/18/77-10/1/78
(Ties club record).

Bob Thomas	FG Yards	Avg. FG	Long FG
1983 Bears	419	29.9	50
1982 Bears	174	34.8	43
1981 Bears	62	31.0	37
1980 Bears	410	31.5	44
1979 Bears	506	31.6	44
1978 Bears	537	31.6	44
1977 Bears	454	32.4	47
1976 Bears	440	36.7	47
1975 Bears	477	36.9	55

"BEAR DOWN CHICAGO BEARS"

The lyrics to "Bear Down Chicago Bears", the Club's fight song since 1941 are:

"Bear Down, Chicago Bears, Make every play clear the way to victory: Bear Down, Chicago Bears, Put up a fight with a might so fearlessly. We'll never forget the way you thrilled the nation with your T-formation. Bear Down, Chicago Bears, and let them know why you're wearing the crown. You're the pride and joy of Illinois, Chicago Bears, Bear Down."



KEITH VAN HORNE 78

Offensive Tackle

U.S.C.

4th Year

Ht: 6-7

Wt: 276

Born: 11/6/57
Mt. Lebanon, PA

Acquisition: Was the number one draft choice in the 1981 draft.

1983 SEASON: Started in first 10 games before suffering right ankle injury at L.A. (11/6)...Ankle injury limited him to substitute role in final 3 games after sitting out Philadelphia (11/13) and Tampa Bay (11/20) games...**GAMES PLAYED:** 14. **GAMES STARTED:** 10.

PRO CAREER: Started all 9 games at RT in '82...Named to PFWA, UPI, Football Digest, all-rookie teams...Started last 12 games in '81...Started first 3 '81 pre-season games at LT...11th player selected (1st lineman) in '81 draft.

COLLEGIATE, PERSONAL: 1980 Outland Trophy runner-up to Pitt's Mark May... Consensus all-America senior year...Academic all-Pac 10 last 2 seasons...Came to USC in '76...Redshirted freshman year after suffering foot injury...Played in Hula Bowl with fellow Bear draftees Mike Singletary, Ken Margerum...Trojans were 39-7-2 during his 4 years...Given name is Keith Van Horne...2-year all-conference tight end/defensive lineman at Fullerton (CA) High (former President Nixon's school)...5'9" in shot put throw...Arrived at USC as 230-pound tight end...Brother Peter was signed by Cubs in '77 as CF, 1B...Added 35 pounds with weight training...Took part in vigorous training program in '83 off-season...Parents live in Clarendon Hills (IL)...Broadcast major...Has BA degree in broadcast journalism...Is involved in Red Cloud Athletic Fund, Chicago Sports Medicine and Dance Injury Center.

Van Horne's Pro Stats

Total Games: 37; Bears 1981 (14), Bears 1982 (9), Bears 1983 (14).

Total Starts: 31; Bears 1981 (12), Bears 1982 (9), Bears 1983 (10).

1982: Recovered 1 fumble and made 1 tackle.



RICKEY WATTS 80

Wide Receiver

Tulsa

6th Year

Ht: 6-1

Wt: 213

Born: 5/16/57
Longview, TX

Acquisition: Was the 2nd round selection in the 1979 draft.

1983 SEASON: Was placed on injured reserve list 8/30 after breaking left foot...Was activated 10/8...Played in 4 games and had 5 catches for 79 yards...Re-broke foot again, was placed on injured reserve 12/8...**GAMES PLAYED:** 4. **GAMES STARTED:** 0.

PRO CAREER: Tied for 6th among NFL receivers with 27.1 average in '82...16th on Bear career receiving yardage list with 1,547...Started 9 games in '82 and played in 12 in '81...Owns longest TD reception at Soldier Field since Bears moved there for '71 season with 89-yard catch from Vince Evans (9/21/80)...Owns 5 receptions of 48 or more yards...Hampered much of '80 season with dislocated finger, ankle problems...Received game ball from 61-7 win over Packers (12/7/80) for catches of 52 & 53 yards...147 yards on 6 catches in first start vs. Rams are most by Bear since Dick Gordon's 158 on 5 catches 11/1/70 vs. Packers...Third Chicago pick in '79 draft behind Dan Hampton, Al Harris.

COLLEGIATE, PERSONAL: Played in Senior Bowl, Blue-Gray, East-West Games...Had 109 solo tackles and 80 assists in 2 seasons at New Mexico State...Given name Walt Williams...Prepped at Bedford Hills (NY) Hillcrest Center High...One of 12 children...Off-season home is Las Cruces, NM...Has BA degree in finance.

Williams' Pro Stats

Year/Club	INTERCEPTIONS			Tkl/s/ Solo	Fum. Rec.	Pass Def.	Force Fum.	Blk. Kick	Sack -Yds	Games/ Starts
	No.	Yds.	TD							
1983 Bears	0	0	0	17/12	0	8	0	0	0/0	15/0
1982 Bears	0	0	0	2/2	0	0	0	0	0/0	4/0
1982 Vikings	0	0	0	0/0	0	0	0	0	0/0	1/0
1981 Vikings	0	0	0	34/28	0	0	1	0	0/0	16/5
1980 Lions	1	19	1	31/3	1	0	0	-	-/-	12/7
1979 Lions	2	39	0	-/-	-	-	-	-	-/-	15/11
1978 Lions	1	2	0	-/-	-	-	-	-	-/-	14/6
1977 Lions	0	0	0	-/-	-	-	-	-	-/-	93/37
Career	4	60	1	84/45	1	8	1	0	0/0	

OTIS WILSON 55



Linebacker

Louisville

5th Year

Ht: 6-2

Wt: 231

Born: 9/15/57
New York, NY

Acquisition: Was the number one selection in the 1980 draft.

1983 SEASON: 3rd on team in tackles (100) and solos (84)...3rd on team in forced fumbles (2)... Was awarded game ball vs. Philadelphia (11/13)... Had 10-tackle performances at L.A. Rams (11/6) and vs. 49ers (11/27)... Picked off pass vs. Minnesota (10/9)... **GAMES PLAYED: 16. GAMES STARTED: 16.**

PRO CAREER: Had 39-yard interception return for TD vs. Bucs (1/2/83)...Was 2nd on squad in tackles with 81 in '81...Got lone start in place of injured Jerry Muckensturm at LLB for '80 finale and responded with 7 solos, and an interception... Made 1st career pick-off against Archie Manning (9/14/80), first sack on Gary Danielson (10/19/80)... First linebacker, 19th player selected in '80 draft.

COLLEGIATE, PERSONAL: Made 175 tackles as senior at Louisville...Broke 2 of Doug Buffone's records for tackles...Defensive MVP in '77 Independence Bowl...NEA, Sporting News all-America...Ranks 2nd on career tackle list to Buffone (485 to 495)...76 transfer from Syracuse...Had 10 career interceptions for 95 yards, 8 recovered fumbles... Played in East-West, Senior Bowl games... Given name Otis Ray Wilson... Nickname: Big O, the Stick... One son (Quincy), one daughter (Chyla)... Prepped at Brooklyn Thomas Jefferson High... Grew up in Brownsville neighborhood which produced John Brockington, basketball pro Lloyd B. Free, WBA champ Eddie Gregory... Hobbies include hunting... Is involved in Red Cloud Athletic Fund and Lake Forest Chamber of Commerce.

Wilson's Pro Stats

Year/Club	INTERCEPTIONS			Tkl/s/ Solo	Fum. Rec.	Pass Def.	Force Fum.	Blk. Kick	Sack -Yds	Games/ Starts
	No.	Yds.	TD							
1983 Bears	1	6	0	100/84	0	7	2	0	3/30	16
1982 Bears	2	39	1	40/31	0	1	0	0	2/9	
1981 Bears	0	0	0	81/65	3	3	2	1	0/0	1
1980 Bears	2	4	0	15/13	0	1	0	0	2/18	
Career	5	49	1	236/193	3	12	4	1	7/57	

Wilson's Single Game Highs

Most Tackles: 10 (4 Times), last vs 49ers
11/27/83.

Most Solos: 10, vs 49ers 11/27/83.
Long Fum. Ret.: 31, vs Rams 9/28/81.

COLLEGIATE, PERSONAL: Tulsa's leading receiver in final 2 years with 74 catches for 1,373 yards (18.6 average), 6 TD's...Was tailback until late in junior season...Led Hurricane rushers in '76 & '77 with 234 carries, 1,166 yards (5.0 average) and 14 TD's...4 time letterman-never missed collegiate game...Was Tulsa MVP '77 & '78...Given name Rickey Ricardo Watts...Single...Has 3 brothers, 6 sisters...Played bass 6-string guitar in Tulsa Band...All-sports star at Longview (TX) High...Also sang in choir...Member of FCA...Aspires career in sports camera work...Devotes time to physically and mentally retarded...Is a disc jockey on WMXM FM (88.9) in Lake Forest with teammate Dave Duerson during off-season.

Watts' Pro Stats

	RECEIVING					RUSHING				Games/ Starts
Year/Club	No.	Yds.	Avg.	TD	Att.	Yds.	Avg.	TD		
1983 Bears	0	0	0.0	0	0	0	0.0	0	4/0	
1982 Bears	8	217	27.1	0	1	-1	-1.0	0	9/0	
1981 Bears	27	465	17.2	3	0	0	0.0	0	12/9	
1980 Bears	22	444	20.2	2	1	-16	-16.0	0	15/2	
1979 Bears	24	421	17.5	3	1	-6	-6.0	0	16/6	
Career	81	1,547	19.1	8	3	-23	-7.7	0	56/17	

	KICKOFF RETURNS					PUNT RETURNS				
Year/Club	No.	Yds.	Avg.	TD		No.	Yds.	Avg.	TD	
1983 Bears	5	79	15.8	0		0	0	0.0	0	
1982 Bears	14	330	23.6	0		0	0	0.0	0	
1981 Bears	0	0	0.0	0		0	0	0.0	0	
1980 Bears	1	12	12.0	0		2	20	10.0	0	
1979 Bears	14	289	20.6	1		0	0	0.0	0	
Career	34	710	20.9	1		2	20	10.0	0	

Watts' Single Game Highs

Long Catch: 89t vs Vikings 9/21/80 from Vince Evans (2-104).

Most Yards: 147 vs Rams 11/11/79 (6-147).

Most Caught: 6 twice.

Long KOR: 83t vs Cardinals 12/16/79 (1-83).

Most KORs: 6, at Los Angeles Rams 12/26/82 (6-164).

Most Yards KORs: 164, at Los Angeles Rams 12/26/82 (6-164).

Combined Yards: 204 at Los Angeles Rams 12/26/82 (Rec. 40, Kor 164).

100-YARD GAMES

1) 147 (6) at Rams 11/11/79.

2) 126 (4) vs Packers 12/7/80.


3) 104 (2) vs Vikings 9/21/80.

4) 103 (6) vs Cardinals 12/16/79.

WALT WILLIAMS 43

Cornerback New Mexico State 8th Year

Ht: 6-1 Wt: 184 Born: 7/10/56
Port Arthur, TX



Acquisition: Signed as a Free Agent 11/30/82.

1983 SEASON: Played in 15 games in a substitute role...Finished in 3rd place tie (w/Schmidt) on team in defended passes (8)...Also made 17 tackles including 12 solos...Played well in game vs. Denver (10/2), contributing with 4 tackles and 3 defended passes...**GAMES PLAYED: 15. GAMES STARTED: 0.**

PRO CAREER: Appeared in 4 games in '82 after signing as free agent on 11/30...Was waived by Vikings (9/13/82) to make room for WR Sam McCullum...Signed with Vikes as free agent (8/26/81)...Waived by Detroit (8/19/81)...On injured reserve with shoulder injury (12/7/79)...Played well during '81 season contributing with 34 tackles, 28 solos in 16 games, (5 as starter)...2nd round draft choice of Lions in '77...42nd player selected.

COLLEGIATE, PERSONAL: Played in Senior Bowl, Blue-Gray, East-West Games...Had 109 solo tackles and 80 assists in 2 seasons at New Mexico State...Given name Walt Williams...Prepped at Bedford Hills (NY) Hillcrest Center High...One of 12 children...Off-season home is Las Cruces, NM...Has BA degree in finance.

Williams' Pro Stats

Year/Club	INTERCEPTIONS			Tkls/ Solo	Fum. Rec.	Pass Def.	Force Fum.	Blk. Kick	Sack -Yds	Games/ Starts
	No.	Yds.	TD							
1983 Bears	0	0	0	17/12	0	8	0	0	0/0	15/0
1982 Bears	0	0	0	2/2	0	0	0	0	0/0	4/0
1982 Vikings	0	0	0	0/0	0	0	0	0	0/0	1/0
1981 Vikings	0	0	0	34/28	0	0	1	0	0/0	16/5
1980 Lions	1	19	1	31/3	1	0	0	0	0/0	16/8
1979 Lions	2	39	0	-/-	-	-	-	-	-/-	12/7
1978 Lions	1	2	0	-/-	-	-	-	-	-/-	15/11
1977 Lions	0	0	0	-/-	-	-	-	-	-/-	14/6
Career	4	60	1	84/45	1	8	1	0	0/0	93/37



OTIS WILSON 55

Linebacker

Louisville

5th Year

Ht: 6-2

Wt: 231

Born: 9/15/57
New York, NY

Acquisition: Was the number one selection in the 1980 draft.

1983 SEASON: 3rd on team in tackles (100) and solos (84)...3rd on team in forced fumbles (2)... Was awarded game ball vs. Philadelphia (11/13)... Had 10-tackle performances at L.A. Rams (11/6) and vs. 49ers (11/27)... Picked off pass vs. Minnesota (10/9)... **GAMES PLAYED: 16. GAMES STARTED: 16.**

PRO CAREER: Had 39-yard interception return for TD vs. Bucs (1/2/83)...Was 2nd on squad in tackles with 81 in '81...Got lone start in place of injured Jerry Muckensturm at LLB for '80 finale and responded with 7 solos, and an interception... Made 1st career pick-off against Archie Manning (9/14/80), first sack on Gary Danielson (10/19/80)... First linebacker, 19th player selected in '80 draft.

COLLEGIATE, PERSONAL: Made 175 tackles as senior at Louisville...Broke 2 of Doug Buffone's records for tackles...Defensive MVP in '77 Independence Bowl...NEA, Sporting News all-America...Ranks 2nd on career tackle list to Buffone (485 to 495)... '76 transfer from Syracuse...Had 10 career interceptions for 95 yards, 8 recovered fumbles... Played in East-West, Senior Bowl games... Given name Otis Ray Wilson... Nickname: Big O, the Stick... One son (Quincy), one daughter (Chyla)... Prepped at Brooklyn Thomas Jefferson High... Grew up in Brownsville neighborhood which produced John Brockington, basketball pro Lloyd B. Free, WBA champ Eddie Gregory... Hobbies include hunting... Is involved in Red Cloud Athletic Fund and Lake Forest Chamber of Commerce.

Wilson's Pro Stats


Year/Club	INTERCEPTIONS			Tkls/ Solo	Fum. Rec.	Pass Def.	Force Fum.	Blk. Kick	Sack -Yds	Games/ Starts
	No.	Yds.	TD							
1983 Bears	1	6	0	100/84	0	7	2	0	3/30	16/16
1982 Bears	2	39	1	40/31	0	1	0	0	2/9	9/9
1981 Bears	0	0	0	81/65	3	3	2	1	0/0	15/12
1980 Bears	2	4	0	15/13	0	1	0	0	2/18	16/1
Career	5	49	1	236/193	3	12	4	1	7/57	56/38

Wilson's Single Game Highs

Most Tackles: 10 (4 Times), last vs 49ers
11/27/83.

Most Solos: 10, vs 49ers 11/27/83.
Long Fum. Ret.: 31, vs Rams 9/28/81.

1984 BEAR DRAFT CHOICES




Wilber Marshall, LB

1984 Draft Choices



Marshall



Rivera



Humphries

WILBER MARSHALL 58

Linebacker

Florida

Rookie

Ht: 6-1

Wt: 225

Born: 4/18/62, Titusville, FL

Acquisition: First round selection (11th player) in the 1984 draft.

SENIOR HIGHLIGHTS: Lombardi award finalist... '83 honors include: AP 1st Team All-America, UPI 1st Team All-America, NEA 1st Team All-America, Football Coaches 1st Team All-America, Walter Camp 1st Team all-America, Football News 1st Team All-America... Responsible for 95 tackles, 2 INT's, team-leading 8 tackles behind the line and 6 QB sacks... Suffered broken hand in 2nd week vs. USC... Named SEC defensive Player-of-the-Game for 8 solo, 4 assisted tackle effort vs. East Carolina... Compiled identical numbers and similar honor (CBS-TV/Chevrolet Player-of-the-Game) in 53-14 regular season finale rout of Florida State... Also 12 stops (10 solo) vs. Kentucky... Wrapped up 11 Iowa ball carriers and sacked QB Chuck Long on 2 occasions in leading Florida 14-6 Gator Bowl victory and was named co-defensive player of the game.

COLLEGIATE: Only junior among 12 finalists for Lombardi award. Credited with 123 tackles (70 solos, 53 assists), 11 tackles for losses and 6 QB sacks... Greatest tribute came from former Trojan coach John Robinson, who said, "Wilber is the finest outside linebacker I've seen in my seven years at USC"... As a sophomore, he broke school single season record for sacks (11-109 yards) and tackles for losses (16)... Led team in total tackles (121), forced fumbles (4) and tied for lead in fumble recoveries (4).

PERSONAL: Equally impressive career at Astronaut High... Selected 1st team all-America by Parade Magazine and National High School Athletic Coaches... All-Southern, Florida Player-of-the-Year, and Academic all-America as a senior... Three-time all-State and all-Suncoast choice... Teammate of Bengal WR Chris Collinsworth for 1 year... Excellent tennis and basketball player... Given name Wilber Buddyhia Marshall... 1 of 13 children... Father is Bahamian, which explains Wilber's middle name... Liberal arts major.

Marshall's College Stats

Year/School	INTERCEPTIONS			Tkl/ Solo	Fum. Rec.	Pass Def.	Force Fum.	Sack Yds
	No.	Yds.	TD					
1983 Florida	2	18	0	95/59	1	2	2	6/39*
1982 Florida	1	19	0	123*/70*	2	7	0	6/43*
1981 Florida	1	18	0	121/78*	4	5	4	11/109*
1980 Florida				Played tight end				
College Totals	4	55	0	339/207	7	14	6	23/191

*Team Leader

RON RIVERA 59

Linebacker

California (Berkeley)

Rookie

Ht: 6-3

Wt: 244

Born: 1/7/62, Monterey, CA

Acquisition: Was the 2nd round (44th player) selection in the 1984 draft.

SENIOR SEASON HIGHLIGHTS: Consensus first team all-America, Lombardi Award finalist, and PAC 10 co-defensive Player-of-the-Year in '83... Also named to: AP 1st Team All-America, NEA 1st Team All-America, Football Coaches 1st Team All-America, Football Writers 1st Team all-America, Sporting News 1st Team All-America, Football News 1st Team All-America... Switched from outside linebacker to rover position... Final result was career-high 138 stops (78 solo), 26 tackles for losses, and 13 sacks... Credited with double-figure tackles in 9 of 11 contests... Culminated sensational season by dropping Texas A & M running back for last minute safety in dramatic 19-17 Cal win and compiled 16 tackles, 2 QB sacks, forced 3 fumbles, deflected 2 passes, and raced 36 yards with mid-air fumble recovery for only collegiate TD.

COLLEGIATE: Led Bears in total tackles (99), tackles for losses (8), fumble recoveries (3) in '82... Had 5 games of 10 or more tackles... Made 16 stops (12 solo) and returned 1st interception 33 yards vs. Oregon State... Had 17-tackle performance as sophomore vs. defending National Champion Georgia... Had 16 tackles to secure PAC 10 defensive Player-of-the-Week honors vs. Arizona... Used primarily as special teams performer as freshman... Lettered 3 times in football, basketball and baseball at Seaside High... Hit 14 home runs in 20 games as junior in baseball... Given name Ron Rivera... Father career military man... Has lived in Germany, Panama, as well as Washington and Maryland before moving to Southern California... Economics major.

Rivera's College Stats

Year/Club	INTERCEPTIONS			Tkl/s/ Solo	Fum. Rec.	Pass Def.	Sack Yds
	No.	Yds.	TD				
1983 California	1	36	1	138*/78	4	4	4
1982 California	1	6	0	99*/56*	3*	3	3
1981 California	0	0	0	99*/54*	3	2	2
1980 California	0	0	0	0/0	0	0	—
College Totals	2	42	1	336/188	10	9	9

*Team leader

STEFAN HUMPHRIES 75

Offensive Guard

Michigan

Rookie

Ht: 6-3

Wt: 265

Born: 1/20/62, Broward, FL

Acquisition: Was selected in the third round (71st player) of the 1984 draft.

COLLEGIATE: Personified "student-athlete"... Nominated by UM for Rhodes Scholarship while receiving numerous all-America honors... Honors include: UPI 1st Team All-America, Football Writers 1st Team All-America, Sporting News 1st Team All-America, Football News 1st Team All-America, COSIDA 1st Team Academic All-America... Maintained 3.77 GPA in Bio Engineering... Earned academic all-America and academic All-conference laurels during junior and senior seasons... Received AP Midwest Offensive Player-of-the-Week honors for notable effort vs. Northwestern... Began career on defensive front 4 but switched to offense midway through freshman campaign... Owned starting assignment at guard since '81... Stood out as sophomore while playing in same line as more heralded teammates and current NFLers Bubba Paris (49ers), Kurt Becker (Bears) and Ed Muransky (Raiders).

PERSONAL: Heavily recruited out of St. Thomas Aquinas High... Prep Athlete-of-the-Year and team MVP... Class Valedictorian and National Merit finalist... Earned 7 letters in football, basketball and track... Father is school principal... Active in Fellowship of Christian Athletes... Is likely to go to Northwestern Med School.



Andrews



Robertson

TOM ANDREWS 60

Tackle/Center

Louisville

Rookie

Ht: 6-4

Wt: 261

Born: 1/11/62, Parma, OH

Acquisition: Was selected in the fourth round (98th player selected) of the 1984 draft.

COLLEGIATE: Became permanent starter as Cardinal offensive tackle during the last half of '81...A proven major college player who has all the tools to become potential starter in rookie season...Attracted several professional scouts during his junior year at Louisville...Much of the Cardinals running game went on the left side where he was positioned for 4 years...Was co-captain of the Cardinal squad his senior year.

PERSONAL: Played offensive and defensive tackle at Padua Franciscan High School in Parma (OH)...School went to Ohio High School Championship for the 1st time ever in senior season and finished runner-up...Married (Michelle)...Parents reside in Cleveland area...Hobbies include fishing, racquetball and softball.

NAKITA ROBERTSON 38

Tailback

Central Arkansas

Rookie

Ht: 5-11

Wt: 202

Born: 5/18/61, West Memphis, AR

Acquisition: Was selected in the seventh round (179th player) of the 1984 draft.

COLLEGIATE: Led team to an 11-1 record and to the NAIA semi-finals before losing to Mesa College (CO)...Rushed for 1,265 yards and 10 TDs in his senior season...Also had 6.0 yard per carry average... Also rushed for 214 yards in 2 playoff games...Rushed for 234 yards on 33 carries and 3 TD's in 34-0 win over Harding University.

PERSONAL: Graduated from West Memphis Arkansas High where he played football, basketball, ran track and threw shot-put... Was conference champ in the 100-yard and 200-yard dashes and was 2nd in shot-put... Was MVP in high school All-Star game after rushing for over 197 yards including record 94-yard scamper for TD... Was selected to all-state, all-conference, all-county and all-metro teams... Given name Nakita Robertson... Parents reside in West Memphis (AR) and his brother resides in Champaign (IL)... Hobbies include basketball, racquetball and swimming... Was physical education major.

BRAD ANDERSON 92

Wide Receiver

Arizona

Rookie


Ht: 6-2

Wt: 196

Born: 1/21/61, Glendale, AZ

Acquisition: Was selected in the eighth round (212th player) of the 1984 draft.

SENIOR SEASON HIGHLIGHTS: Caught 40 passes for 643 yards and 3 TD's (16.1 yard per catch average)...Was selected to All-Pac 10 1st team...Was honorable mention All-America...Participated in East-West Shrine Game...Caught 6 passes for 85 yards and a TD in Blue-Gray game.



Anderson



Casale

COLLEGIATE, PERSONAL: Led the Wildcats with 44 catches for 870 yards and 5 TD's in '82...Was honorable mention all-Pac 10...Caught 50-yard TD pass against Washington, a 69-yard TD pass against Pacific, a 72-yard pass against USC and a 65-yard TD pass against ASU...Has 4.45 speed for 40 yards...Had 3 catches for 66 yards, including 25-yarder, in 13-10 win over USC...Redshirted in '80 after transferring from BYU...Played WR on BYU's '79 WAC championship team...Graduated from Alhambra High (Phoenix, AZ)...Lettered 2 years in football, 3 in basketball and 4 in track...Basketball team captain in '79...Had all-America Senior Season...Member of National Honor Society...Given name Brad Steward Anderson...Was pre-med major with business minor.

Anderson's College Stats

Year/School	No.	Receiving		TD
		Yds.	Avg.	
1983 Arizona	40	643	16.1	3
1982 Arizona	44	870	19.8	5
1981 Arizona	11	238	21.6	0
1980 Arizona	Redshirt			
Totals	95	1,751	18.5	8

MARK CASALE 12

Quarterback

Montclair St.

Rookie

Ht: 6-2

Wt: 222

Born: 9/17/62, Union, NJ

Acquisition: Selected in the ninth round (244th player) of the 1984 draft after Bears gained rights from Cleveland Browns.

SENIOR SEASON HIGHLIGHTS: Threw for a total of 1,670 yards and 13 TD's...Completed 53% of his passes on 474 completions in 885 attempts...Led team to a 7-2-1 mark...Was named to all-ECAC and all-Conference All-Star teams.


COLLEGIATE, PERSONAL: Broke 16 passing records...Was 1st team all-America in his junior year...Also named Player-of-the-Year and Athlete-of-the-Year in his junior year...Led team to 8-0-2 record his junior year...Led team to post-season playoffs and 10-2 mark...Graduated from Union High (NJ)...Led school to state title in senior year (10-1)...Playoff game was played in Giants Stadium in East Rutherford (NJ)...All-conference and teammate of Dave Diddio, who was the Detroit Lions 4th round draft choice in '84...Given name is Mark Joseph Casale...Family resides in Union (NJ)...Hobbies include extensive conditioning program and reading.

Casale's College Stats

PASSING

Year/School	Att.	Comp.	Yds.	TD	Int.	Comp.%
1983 Montclair St.	260	146	1,670	13	6	.561
1982 Montclair St.	292	167*	2,339*	17*	3	.536
1981 Montclair St.	325*	159	2,052	13	15	.489
1980 Montclair St.	8	2	35	0	1	.250
College Totals	885*	474*	6,096*	43*	25	.536

*School record



Vestman



Gayle

KURT VESTMAN 93Tight End
Ht: 6-3Idaho
Wt: 232Rookie
Born: 7/5/60, Bainbridge Island,
WA**Acquisition:** Was selected in 10th round (266th player) of the 1984 draft.**COLLEGIATE:** Caught 55 passes for 560 yards and 3 TD's in senior year (10.2 yard per catch avg.)...Had single game best of 13 catches for 151 yards vs. Pacific...2nd Team All-Big Sky... Finished 2nd in the conference in receiving...Honorable mention Division 1 AA all-America Big Sky...Was top receiver in Big Sky Conference...Was Associated Press Honorable Mention for Division 1A in '80 at Wichita State...Joined Wichita State's program as walk-on...Sat out '81 season at Idaho because of transfer rule.**PERSONAL:** Was two-sport letterman at Bainbridge Island High (football/basketball)...2-year football starter as both WR/DB...As senior was all-conference DB...3 year baseball letterman as an outfielder.**Vestman's Collegiate Stats**

Year/School	No.	RECEIVING	
		Yds	TD
1983 Idaho	55	560	3
1982 Idaho	41	489	5
1980 Wichita St.	20	294	1
1979 Wichita St.	12	160	1
College Totals	128	1503	10

SHAUN GAYLE 23Defensive Back
Ht: 5-11Ohio State
Wt: 191Rookie
Born: 3/8/62, Hampton, VA**Acquisition:** Selected in the 10th round (271st player) of the 1984 draft after Bears gained rights from the Cleveland Browns.**COLLEGIATE:** Led Buckeye defensive backs in tackles (74), passes defended (8) and forced fumbles (3)...Started all 12 games in '83...Was hardest Buckeye secondary tackler... Had 60 tackles in '82 including 2 lost yardage stops...Also broke-up 11 passes... Bench presses 325 pounds and lifts 650 pounds from squat position...Runs 40 in :04.59.**PERSONAL:** Won all-Virginia and all-America honors at Bethel High (VA)...In his 3 years, Bethel teams compiled 20-6-3 mark...Hobbies include basketball and music... Father is a retired Army officer.**Gayle's College Stats**

Year/School	Int.	Tkls./ Solos	Tkls. Loss	Fum. Rec.	Def. Pass	Force Fum.	Games/ Starts
1983 Ohio State	1	74/54	1	0	8*	3*	12/12
1982 Ohio State	0	60/38	2	1	11	2	9/9
1981 Ohio State	3	63/40	4	1	8	1	11/11
1980 Ohio State				Special Teams			
College Totals	4	197/132	7	2	27	6	32/32



Butkus



Jordan

MARK BUTKUS 97

Defensive Tackle Illinois

Ht: 6-4 Wt: 260

Acquisition: Selected in the 11th round (297th player) of the 1984 draft after Bears gained rights from the Cleveland Browns.

SENIOR SEASON HIGHLIGHTS: Finished 2nd on Illini with 59 tackles in '83...Named to UPI & AP 1st team all-Big 10...Was named Midwest Player-of-the-Week following 10-tackle performance vs. Iowa...Played in Rose Bowl vs. UCLA.

COLLEGIATE: 207 career tackles placed him 11th on the all-time Illini list and 2nd amongst Illini defensive linemen...3rd on all-time Illini list in sacks (28)...47 tackles in '82 were 1st amongst defensive linemen...Starting tackle for 4 years.

PERSONAL: All-stater who received special mention on all-America squads as junior and senior at Lansing, IL...Lettered 3 times in football, once in basketball and once in track...Nephew of former Bear great Dick Butkus...Another Uncle (Ron) played for Illinois...Enjoys skiing...Hopes to coach some day...Majored in Applied Life Studies.

Butkus' College Stats

Year/School	Tkls/ Solo	Fum. Rec.	Pass Def.	Force Fum.	Blk. Kick	Sack -Yds
1983 Illinois	59/28	2	5	2	0	6/35
1982 Illinois	47/32	1	4	1	0	7/18
1981 Illinois	49/20	2	0	0	0	10/53
1980 Illinois	52/25	0	3	2	0	5/20
College Totals	207/105	5	12	5	0	28/126

DONALD JORDAN 49

Fullback Houston

Ht: 6-0 Wt: 210

Rookie

Born: 2/9/62, Houston, TX

Acquisition: Selected in twelfth round of the 1984 draft after Bears gained rights from the Cleveland Browns.

COLLEGIATE: Finished 20th in the nation in rushing (1,049)...1st Cougar to rush for 1,000+ yards since '79...Became 1 of only 12 Houston players to rush for 1,000 or more yards in a season...Rushed for 209 yards vs. Lamar...Average 95.4 yards a game...Was the Cougars 4th leading rusher in '82 in a reserve role.

PERSONAL: Attended Madison High (Houston)...Rushed for 2,184 yards and scored 21 TD's in 3 seasons...All-district and all-HISD senior season...Resides in Houston (TX).

Jordan's College Stats

Year/School	No.	RUSHING		Avg.	TD
		Yds.			
1983 Houston	191	1,049*		5.5	7
1982 Houston	41	159		3.9	2
1981 Houston	14	42		3.0	0
College Totals	246	1,250		5.1	9

*Team leader

1984 Free Agents

VINCE ABBOTT 14 PK 5-11 206 Cal State (Fullerton)

Acquisition: FA 4/21/84

Born: 5/31/58, London, England

1983 SEASON: Kicked 17 of 30 FG's with L.A. Express last year...Also hit 31 of 34 PAT's...Was successful on 15 of 18 FG attempts inside 40-yard line.

COLLEGIATE, PERSONAL: Earned all-Pacific Coast Athletic Association 2nd team choice for Cal State Fullerton in '80...Named UPI All-Coast honorable mention in '80...Transferred from University of Washington in '78 after 2 seasons as a walk-on Husky...Given name is Vincent Steven Abbott...Attended South Delta High in Vancouver, Canada, where he starred in Rugby...Also played pro soccer in Chelsian, England...Hobbies include coin collecting and playing tennis...Wife (Sarah) is a financial analyst.

MIKE BASS 13 PK 6-0 215 Illinois

Acquisition: FA 2/27/84

Born: 6/1/60, San Jose, CA

1983 SEASON: Was released by the New England Patriots (8/23) after appearing in 3 pre-season games...Was Pats 6th round draft choice out of Illinois

COLLEGIATE, PERSONAL: Illinois all-time leading career scorer with 210 points...Made good on 89 of 93 extra points and 40 of 54 FG's...Led Big Ten scoring and set new school record for points (101) in '82...Became third player in NCAA history to hit 4 FG's in a game (all over 40 yards) and his 46.5 yards average distant per kick is an all-time NCAA high...Established Big Ten mark with streak of 13 consecutive FG's...46-yarder gave Illinois 29-28 win over the Badgers with no time left...Wife (Georlene)...Graduated in May of '83 with B.S. in political science...Father, Tom, is defensive coordinator of the San Diego Chargers...Hobbies include tennis, golf, playing guitar.

JACK CAMERON 30 DB 6-0 182 Winston-Salem

Acquisition: FA 5/4/84

Born: 11/5/61, Roxboro, NC

COLLEGIATE, PERSONAL: All-conference, all-NAIA 1982-83...Was 4-year letterman at Winston Salem...Holds school record for 3 interceptions in one game...Attended Parson H.S. in Roxboro (NC)...Given name is Jack Lyndon Cameron...Hobbies include model cars, music, dancing...Resides in Durham, NC.

DEAN CARPENTER 18 PK 5-10 167 Univ. of Chicago

Acquisition: FA 5/4/84

Born: 10/6/59, Chicago, IL

COLLEGIATE, PERSONAL: Place-kicker on football team and also played soccer...Kicked 48-yard FG vs. Ripon College (10/80) to give school 10-8 victory in '80...Seriously considered NASL soccer...Dean's list 1977-81 (3.7 GPA on 4.0 scale)...Resides in Schaumburg, (IL)...Hobbies include racquetball, handball and sky-diving.

CLIFF CHATMAN 31 RB 6-2 226 Central Oklahoma

Acquisition: FA 4/27/84

Born: 3/13/59, Clinton, OK

PRO CAREER: Has professional experience with the NY Giants (1982) after seeing action in 6 games...Best game was a 54-yarder effort vs. Washington and season total showed 80 yards on 22 carries and 2 TD's...Sat out '81 on injured reserve list after suffering back injuries during pre-season...Was Giants 4th round draft choice in '81.

COLLEGIATE, PERSONAL: Began career at Oklahoma, then moved on to Central State in Oklahoma where he amassed 3,316 yards rushing in 3 seasons...Led country in the NAIA division in '80 when he rushed for 1,111 yards on 224 carries and 13 TD's...Averaged 123.4 a game in senior year...Played in Blue-Gray game and Senior Bowl...Was an all-around scholastic star in Clinton H.S. in his hometown.

STEVE CLARK 11 PK 5-7 163**Southern Mississippi**

Acquisition: Undrafted rookie ('84) signed 5/3/84

Born: 12/16/60, Flippen, GA

COLLEGIATE, PERSONAL: Holds school records for extra points made (89), PAT's attempted (93), field goals (41) and FG's attempted (60)...Is second in school history with PAT success percentage (95.7)...Set school record for consecutive FG's (12) in '82...Played H.S. ball at Jonesboro (GA) H.S....Marketing major...Hobbies include music and reading Bible.

STEVE CONNOR 96 DT 6-1 257**Azusa Pacific**

Acquisition: FA 5/14/84

Born: 10/5/61, Chicago, IL

COLLEGIATE, PERSONAL: '83 first team All-America...NAIA first team all-America ('83)...Was most valuable defensive player '82-83...Named all-district '82-83...Transferred from Northern Illinois University...Attended Wheaton North H.S....Majored in broadcasting...Resides in Azusa, California.

JUNIUS DURAL 35 WR 5-10 182**Louisiana State**

Acquisition: Undrafted rookie-FA 5/3/84

Born: 5/9/61, LaFayette, LA

COLLEGIATE, PERSONAL: Caught 12 passes for 143 yards and an 11.9 yard per catch average ('83)...Finished career at L.S.U. with 15 catches...Played in '83 Orange Bowl...Was star running back at LaFayette Acadiana...Majored in Forestry...Given name Junius Etienne (Jr.) Dural.

STEVE HARPER 86 TE 6-5 212**Brigham Young**

Acquisition: Undrafted rookie-FA 5/4/84

Born: 7/10/59, Burley, ID

COLLEGIATE, PERSONAL: Caught 26 passes for 366 yards and 3 TD's (14.1 yard per catch) in senior season...Played in Hula Bowl...Attended Snow J.C. in Ephraim, UT prior to enrolling at BYU...Also attended Provo H.S....Brother in law, Lloyd Eldredge was offensive guard at BYU...Played behind consensus all-America Gordon Hudson...Married (Karen).

WILLIE HOGAN 36 DB 5-10 183**Colorado State**

Acquisition: Undrafted rookie-FA 5/3/84

Born: 3/29/61, Gary, IN

COLLEGIATE, PERSONAL: Saw playing time in 21 games over last 2 years ('82-83) at C.S.U....Attended Thornwood H.S. (South Holland, IL) where he won 4 letters in football and track and 3 in wrestling...Was named all-city and all-conference in football and wrestling...Given name Willie (NMI) Hogan...Hobbies include drawing and weight lifting.

CHRIS JENSEN 94 WR 6-1 192**Lake Forest**

Acquisition: FA 5/4/84

Born: 5/11/60, Kalamazoo, MI

COLLEGIATE, PERSONAL: Lettered 2 years at WR...Earned all-Conference MCAC honors in 1982-83...Made National Honor Society...Attended Harper J.C. (1979-80) where he lettered in baseball for 2 years...Earned B.A. in business...Attended Dundee H.S. in Carpentersville, (IL)...Resides in Dundee, IL.

ERIC KAIFES 17 P 6-3 221**Southern Methodist**

Acquisition: FA 5/1/84

Born: 7/16/60, Kansas City, KS

PROFESSIONAL: Signed as a Free Agent with Buffalo before being released during '82 training camp.

COLLEGIATE, PERSONAL: Is 2nd all-time leading punter in SMU history with a 43.9 average... Had 68 punts for 44.6 average in '80 and 25 punts for a 42.0 average in '81...Holds school record for single game punt average (57.0): 3 for 171 yards vs. Rice in '80... Led SWC in punting in '80... Transferred from Coffeyville, J.C. before attending SMU... Attended Ward H.S. (K.C.) where he was all-city in baseball and all-state in basketball... Given name Eric Halstead Kaifes... Hobbies include movies, reading.

MATT LONG 52 C 6-2 262**San Diego State**

Acquisition: Undrafted rookie ('84)-FA 5/1/84

Born: 3/16/61, Ventura, CA

COLLEGIATE, PERSONAL: Voted All-WAC center in '83... Was co-captain in senior season and started in all games... Hub of offensive line which allowed only 33 sacks in 488 pass attempts in '82... Was voted team's top offensive lineman in '81... Played in East-West Shrine game and Japan Bowl... Electrical engineering major... Attended Buena High School (Ventura, CA)... Hobbies include motorcycling, skiing and body surfing.

RAYMOND MORRIS 48 LB 5-11 234**Texas El Paso**

Acquisition: Free Agent 5/4/84

Born: 6/8/61, Odessa, TX

COLLEGIATE, PERSONAL: Was named Most Valuable Defensive Player in the WAC in '83... Credited with 138 tackles, 4 fumble recoveries, 2 interceptions, 3 sacks... Named 2nd team all-Conference as junior... Moved into starting job in '80 and led team with 96 tackles... Earned 3 letters in football and track and 2 in basketball at Ector H.S. where he was all-District and all-State for 2 years... Given name Willie Raymond Morris.

SYLVESTER MOY 91 WR 6-0 192**Grambling St.**

Acquisition: FA 4/9/84

Born: 7/1/59, Monroe, LA

PRO CAREER: Has professional experience with Pittsburgh and Birmingham (USFL) and Tampa Bay Buccaneers.

COLLEGIATE, PERSONAL: Four-year letterman at Grambling State University... Given name Sylvester Alvin Moy... Was all-district and all-state in football and track at Carroll High in Monroe, Louisiana.

WILLIAM RENNER 15 P 6-0 192**Virginia Tech**

Acquisition: FA 1/28/84

Born: 5/23/59, Quantico, VA

PRO CAREER: Has pro experience with the Minnesota Vikings ('82)... Punted 6 times for 274 yards in 3 pre-season games with Vikes (45.6 avg).

COLLEGIATE, PERSONAL: Virginia Tech's regular punter in '81-82... Punted 141 times without a blocked punt... Two year totals: 141 punts, 5,492 yards (39.0 avg.), longest punt 71 yards... Played football and basketball at Robert E. Lee High (Springfield, VA)... Played 5 positions including wide receiver and tailback... Graduated in '82 with degree in exercise physiology.

DENNIS ROGAN 47 RB 6-0 186**Weber State**

Acquisition: FA 1/28/84

Born: 1/3/61, Germany

COLLEGIATE, PERSONAL: Led Wildcats in rushing and receiving in senior season... Rushed 140 times, 613 yards, 7 TD's and caught 52 passes for 503 yards in '83... 1st team All-America (Big Sky) and MVP (Big Sky) in senior season... Career totals: 251 rushes, 1,087 yards, 11 TD's; 98 catches, 842 yards, 1 TD... 2nd all-time receiver in school history... Transfer from Nebraska... Attended Wasson H.S. (Colorado Springs, CO) and Palmer High School (Colorado Springs, CO)... Offensive Player-of-the-Year in '82... Given name Dennis Roy Rogan... Hobbies include hiking, fishing and camping.

STEVE SCHONERT 6 PK 5-8 173**Northern Iowa**

Acquisition: FA 5/16/84

Born: 4/30/60, Racine, WI

PRO CAREER: Has had professional experience with the Minnesota Vikings (1983).

COLLEGIATE, PERSONAL: All-Conference 3 years... Played in Blue-Gray game in senior season... Kicked 7 field goals in 14 attempts and 39 PAT's in '82... Set several school records including career records for extra points scored (87, 1980-1982) and field goals (26, 1980-82)... Transferred from Wake Forest after setting school record for longest FG (51 yards) in '79... Attended Horlick H.S. in Racine (WI)... Wife (Trina)... Hobbies include golf and movies.

ROBERTO SROKA 10 K 5-11 185**Arizona State****Acquisition:** FA 5/3/84**Born:** 4/15/57, Mexico City, MX**PROFESSIONAL:** Has professional training camp experience with St. Louis ('81), Washington ('82), and Kansas City ('83).**COLLEGIATE, PERSONAL:** Played under Frank Kush at Arizona State ('78-81)... Attended Centro Universitario in Mexico, where he made all-city 3 years in a row as defensive end, place kicker/punter... Single... Resides in San Diego, CA.**CHRIS TILLEY 89 WR 5-9 165****Louisiana Tech****Acquisition:** FA 5/4/84**Born:** 5/22/61, Texarkana, TX**COLLEGIATE, PERSONAL:** Was 2nd leading receiver on Bulldogs in '83 with 592 yards, 40 catches and 3 TD's... Finished career with 97 catches, 1,472 yards, 7 TD's... Brother, Pat, plays with the St. Louis Cardinals... Runs routes exceptionally well... Was a 3-year letterman in football and baseball at Southfield H.S. in Shreveport... Majored in physical education at Louisiana Tech... Hobbies include fishing and golf.**BRUCE VANN 39 RB 5-11 185****Central Oklahoma****Acquisition:** FA 5/4/84**Born:** 10/28/62, Oklahoma City, OK**COLLEGIATE, PERSONAL:** Rushed 130 times for 958 yards and 8 TD's... Career totals: 262 attempts, 1,549 yards, 11 TD's... School was NAIA National Champions in '82... Was 2nd team all-district in senior year... Attended Putnam City (H.S.) in Oklahoma City... Hobbies include swimming and basketball.**1983 DURABILITY CHART**

PLAYER	GAMES			STARTS			PLAYER	GAMES			STARTS		
	1983	Cnstv	Car	1983	Cnstv	Car		1983	Cnstv	Car	1983	Cnstv	Car
LB Kelvin Atkins	13	13	13	0	0	0	DE Tyrone Keys	14	9	14	4	4	4
QB Bob Avellini	2	2	67	0	0	49	WR Ken Margerum	15	34	40	9	18	24
WR Brian Baschnagel	16	89	113	4	4	71	WR Dennis McKinnon	16	16	16	3	2	3
G Kurt Becker	16	21	21	14	14	14	QB Jim McMahon	14	14	22	13	13	20
S Todd Bell	15	40	40	15	15	15	DT Steve McMichael	16	35	41	10	9	10
G Mark Bortz	16	16	16	0	0	0	TE Emery Moorehead	16	35	87	15	17	24
LB Brian Cabral	16	24	50	4	4	8	G Tim Norman	1	1	1	0	0	0
T Jim Covert	16	16	16	16	16	16	DT Jim Osborne	16	74	169	12	65	113
DE Richard Dent	16	16	16	3	2	3	RB Walter Payton	16	126	130	25	120	124
S Dave Duerson	16	16	16	6	5	6	S Kevin Potter	8	8	8	0	0	0
TE Pat Dunsmore	16	16	16	1	1	1	LB Dan Rains	15	11	17	5	5	5
G Rob Fada	5	3	5	3	3	3	CB Mike Richardson	16	16	16	14	11	14
S Gary Fencik	8	29	105	4	29	91	TE Jay Saldi*	13	5	13	6	4	6
CB Jeff Fisher	8	33	33	3	2	3	CB Terry Schmidt	13	85	127	3	2	77
CB Leslie Frazier	16	26	38	22	22	22	LB Dave Simmons	13	13	13	0	0	0
T Andy Frederick	16	16	16	6	6	6	LB Mike Singletary	16	41	41	16	34	34
WR Willie Gault	16	16	16	13	12	13	P Ray Stachowicz	2	2	2	2	2	2
RB Dennis Gentry	15	15	24	0	0	0	FB Matt Suhey	16	25	56	13	6	37
DE-DT Dan Hampton	11	65	68	11	65	68	RB Calvin Thomas	13	13	19	0	0	0
DE Al Harris	12	19	56	11	9	29	K Bob Thomas	16	18	112	0	0	0
DE Mike Hartenstine	16	131	131	25	25	117	T Keith VanHorne	14	10	37	10	31	31
C Jay Hilgenberg	16	41	41	8	8	8	WR Rickey Watts	4	4	56	0	0	16
RB Anthony Hutchison	16	16	16	0	0	0	CB Walt Williams	15	13	93	0	0	37
T John Janata	16	11	16	0	0	0	LB Otis Wilson	16	31	47	76	25	38

*with Bears only

Final 1983 Statistics

TEAM STATISTICS

	BEARS	OPPONENTS				
TOTAL FIRST DOWNS	308	286				
Rushing	154	113				
Passing	136	154				
Penalty	18	19				
3rd Down: Made/Att.	79/231	72/216				
4th Down: Made/Att.	14/22	8/14				
TOTAL NET YARDS	5830	5132				
Avg. Per Game	364.4	320.8				
Total Plays	1083	1023				
Avg. Per Play	5.4	5.0				
NET YARDS RUSHING	2727	2000				
Avg. Per Game	170.4	125.0				
Total Rushes	583	482				
NET YARDS PASSING	3103	3132				
Avg. Per Game	193.9	195.8				
Tackled/Yards Lost	53/358	51/384				
Gross Yards	3461	3516				
Attempts/Completions	447/255	490/249				
Pct. of Completions	57.0	50.8				
Had Intercepted	21	22				
PUNTS/AVERAGE	94/36.2	99/38.6				
NET PUNTING AVG.	31.7	32.1				
PENALTIES/YARDS	107/869	86/687				
FUMBLES/BALL LOST	26/14	37/17				
TOUCHDOWNS	39	36				
Rushing	14	20				
Passing	21	15				
Returns	4	1				
SCORE BY PERIODS	1	2	3	4	OT	Total
BEARS TOTAL	55	104	40	112	0	311
Opp. Total	78	63	83	71	6	301

SCORING

PLAYER	TDR	TOP	TDRT	PAT	FG	S	TP
B. Thomas	0	0	0	35-38	14-25	0	77
W. Payton	6	2	0	0-0	0-0	0	48
W. Gault	0	8	0	0-0	0-0	0	48
M. Suhey	4	1	0	0-0	0-0	0	30
D. McKinnon	0	4	1	0-0	0-0	0	30
J. McMahon	2	1	0	0-0	0-0	0	18
E. Moorehead	0	3	0	0-0	0-0	0	18
K. Margerum	0	2	0	0-0	0-0	0	12
V. Evans	1	0	0	0-0	0-0	0	6
L. Frazier	0	0	1	0-0	0-0	0	6
A. Hutchison	1	0	0	0-0	0-0	0	6
T. Schmidt	0	0	1	0-0	0-0	0	6
M. Hartenstein	0	0	1	0-0	0-0	0	6
BEARS TOTAL	14	21	4	35-38	14-25	0	311
Opp. Total	20	15	1	34-36	17-23	0	301

RUSHING

PLAYER	NO.	YDS	AVG	LG	TD
W. Payton	314	1421	4.5	49	6
M. Suhey	149	681	4.6	39	4
J. McMahon	55	307	5.6	32	2
V. Evans	22	142	6.5	27	1
D. Gentry	16	65	4.1	17	0
W. Gault	4	31	7.8	22	0
B. Parsons	1	27	27.0	27	0
C. Thomas	8	25	3.1	9	0
A. Hutchison	6	13	2.2	5	1
K. Margerum	1	7	7.0	7	0
E. Moorehead	5	6	1.2	5	0
B. Baschnagel	2	2	1.0	2	0
BEARS TOTAL	583	2727	4.7	49	14
Opp. Total	482	2000	4.1	71	20

RECEIVING

PLAYER	NO.	YDS	AVG	LG	TD
W. Gault	40	836	20.9	87	8
W. Payton	53	607	11.5	74	2
E. Moorehead	42	597	14.2	36	3
M. Suhey	49	429	8.8	52	1
K. Margerum	21	336	16.0	60	2
D. McKinnon	20	326	16.3	49	4
J. Saldi	12	119	9.9	16	0
P. Dunsmore	8	102	12.8	24	0
B. Baschnagel	5	70	14.0	24	0
J. McMahon	1	18	18.0	18	1
C. Thomas	2	13	6.5	7	0
D. Gentry	2	8	4.0	6	0
BEARS TOTAL	255	3461	13.6	87	21
Opp. Total	249	3526	14.2	74	15

INTERCEPTIONS

PLAYER	NO.	YDS	AVG	LG	TD
L. Frazier	7	135	19.3	56	1
T. Schmidt	5	31	6.2	32	1
M. Richardson	5	9	1.8	6	0
G. Fencik	2	34	17.0	20	0
O. Wilson	1	6	6.0	6	0
M. Singletary	1	0	0	0	0
BEARS TOTAL	21	215	10.2	56	2
Opp. Total	22	291	13.2	35	1

PUNTING

PLAYER	NO.	YDS	AVG	TB	IN20	LG	BLK
B. Parsons	79	2916	36.9	5	22	54	0
R. Stachowicz	14	447	31.9	0	0	48	2
BEARS TOTAL	94	3399	36.2	5	22	54	2
Opp. Total	99	3821	38.6	10	25	60	1

PUNT RETURNS

PLAYER	NO.	FC	YDS	AVG	LG	TD
D. McKinnon	34	3	316	9.3	59	1
J. Fisher	13	3	71	5.5	11	0
W. Gault	9	1	61	6.8	12	0
BEARS TOTAL	56	7	448	8.0	59	1
Opp. Total	44	13	322	7.3	34	0

PLACE KICKING

FIELD GOALS	1-19	20-29	30-39	40-49	50+	Total
B. Thomas	1-1	9-9	0-4	3-6	1-5	14-25
BEARS TOTAL	1-1	9-9	0-4	3-6	1-5	14-25
Opp. Total	1-1	7-7	7-8	2-6	0-1	17-23

KICKOFF RETURNS

PLAYER	NO.	YDS	AVG	LG	TD
W. Gault	13	276	21.2	38	0
A. Hutchison	17	259	15.2	28	0
D. Gentry	7	130	18.6	28	0
R. Watts	5	79	15.8	21	0
D. Duerson	3	66	22.0	24	0
B. Baschnagel	3	42	14.0	19	0
D. McKinnon	2	42	21.0	25	0
BEARS TOTAL	58	953	16.4	38	0
Opp. Total	66	1229	18.6	61	0

PASSING

PASSING	ATT	COMP	YDS	PCT	AVG/ATT	TD	PCT.TD	INT	PCT.INT	LG	LOST/ATT	RATING
J. McMahon	295	175	2184	59.3	7.40	12	4.1	13	4.4	87	42/266	77.7
V. Evans	145	76	1108	52.4	7.64	5	3.4	7	4.8	72	11/92	68.9
W. Payton	6	3	95	50.0	15.83	3	50.0	2	33.3	56	0/0	95.8
M. Suhey	1	1	74	100.0	74.00	1	100.0	0	0	74	0/0	158.3
BEARS TOTAL	447	255	3461	57.0	7.74	21	4.7	22	4.9	87	53/358	77.1
Opp. Total	490	249	3526	50.8	7.20	15	3.1	21	4.3	74	51/384	66.8

DEFENSIVE STATISTICS 1983

Player	Total	Solo	Asst.	Pass Def.	Fum. Rec.	Force Fum.	Blocks	Sacks	/	Yards
M. Singletary	147	120	27	7	4	1	0	3.5	/	23.5
T. Bell	115	92	23	6	1	1	0	3.0	/	30.0
O. Wilson	103	87	16	7	0	2	0	1.0	/	8.0
M. Hartenstine	56	56	15	4	1	3	0	12.0	/	91.5
M. Richardson	69	58	11	20	1	0	1	0	/	0
J. Osborne	61	48	13	2	1	5	1	5.0	/	25.0
L. Frazier	60	52	8	21	1	0	0	0	/	0
A. Harris	57	48	9	0	2	0	0	7.0	/	47.0
D. Duerson	51	41	10	4	0	1	0	0	/	0
D. Hampton	47	40	7	4	0	0	1	5.0	/	27.0
S. McMichael	40	38	2	2	1	1	0	8.5	/	86.0
G. Fencik	36	25	11	5	1	0	0	0	/	0
T. Schmidt	30	27	3	8	0	0	0	0	/	0
J. Fisher	28	22	6	1	0	0	0	0	/	0
D. Rains	25	19	6	0	0	1	0	0	/	0
G. Campbell	24	18	6	1	0	0	0	1.0	/	2.0
B. Cabral	17	15	2	0	0	0	0	1.0	/	10.0
T. Keys	17	14	3	2	0	0	0	1.0	/	6.0
W. Williams	17	12	5	8	0	0	0	0	/	0
R. Dent	12	10	2	0	0	1	0	3.0	/	28.0
K. Atkins	2	2	0	0	0	1	0	0	/	0
D. Simmons	2	2	0	0	0	1	0	0	/	0
K. Potter	2	0	2	0	0	1	0	0	/	0

1983 GAME-BY-GAME

Game 1

Falcons 20, Bears 17

Soldier Field 60, 165

9/4/83

ATLANTA	6	0	7	7	—	20
CHICAGO	0	10	7	0	—	17

FALCONS—William Andrews 23-yd pass from Steve Bartkowski (kick blocked) 9:56 elapsed, 7 plays/50 yards. **BEARS**—Ken Margerum 8-yd pass from Jim McMahon (Bob Thomas kick) 6:05 elapsed, 11 plays/62 yards. **BEARS**—Thomas 29-yd FG 14:21 elapsed, 6 plays/13 yards. **FALCONS**—Gerald Riggs 1-yd run (Mick Luckhurst kick) 8:23 elapsed, 8 plays/67 yards. **BEARS**—Anthony Hutchison 2-yd run (Thomas kick) 12:50 elapsed, 7 plays/74 yards. **FALCONS**—Alfred Jenkins 21-yd pass from Bartkowski (Luckhurst kick) 5:43 elapsed, 7 plays/81 yards.

Team Statistics	Falcons	Bears
First Downs	18	21
Total Net Yards	317	401
Rushes/Net Yards	31/132	36/150
Net Passing	185	251
Pass Attempts/Completions	23/14	30/21
Had Intercepted	0	1
Punts/Average	8/41.8	5/36.8
Return Yardage	36	67
Penalties/Yards	6/45	3/20
Fumbles/Lost	1/1	0/0
Possession Time	25:36	34:24

RUSHING

BEARS—Walter Payton 20-103; Matt Suhey 9-34; McMahon 2-3; Hutchison 3-3; Emery Moorehead 1-3; Willie Gault 1-4.

FALCONS—Andrews 22-95; Riggs 8-25; Billy Johnson 1-12.

RECEIVING

BEARS—Payton 8-96; Moorehead 4-74; Margerum 3-43; Brian Baschnagel 3-42; Suhey 3-18.

FALCONS—Jenkins 3-48; Andrews 3-43; Alfred Jackson 2-39; Ben Young 3-32; Johnson 2-31; Riggs 1-8.

PASSING

BEARS—McMahon 20 of 29 for 254, 1 TD, 1 int.; Vince Evans 1 of 1 for 19, 0 TD, 0 int.

FALCONS—Bartkowski 14 of 23 for 201, 2 TD, 0 int.

INTERCEPTIONS

BEARS—None

FALCONS—Bobby Butler 1 for 0.

Game 2

Bears 17, Buccaneers 10

Soldier Field 58, 186

9/11/83

TAMPA BAY	0	3	7	0	—	10
CHICAGO	0	10	0	7	—	17

BUCCANEERS—Bill Capece 20-yd FG 10:50 elapsed, 7 plays/50 yards. **BEARS**—Walter Payton 73-yd pass from Jim McMahon (Bob Thomas kick) 11:48 elapsed, 2 plays/77 yards. **BEARS**—Thomas 50-yd FG 14:59 elapsed, 7 plays/55 yards. **BUCCANEERS**—James Owens 1-yd run (Capece kick) 6:44 elapsed, 12 plays/71 yards. **BEARS**—Terry Schmidt 32-yd interception return (Thomas kick) 4:14 elapsed.

Team Statistics	Buccaneers	Bears
First Downs	17	14
Total Net Yards	347	358
Rushes/Net Yards	29/85	31/95
Net Passing	262	263
Pass Attempts/Completions	42/22	24/16
Had Intercepted	1	2
Punts/Average	8/37.8	7/39.4
Return Yardage	142	104
Penalties/Yards	4/25	8/60
Fumbles/Lost	3/1	2/1
Possession Time	31:37	28:23

RUSHING

BEARS—Payton 17-45; Matt Suhey 11-31; McMahon 2-15; Willie Gault 1-4.

BUCCANEERS—James Wilder 11-40; Owens 12-25; Melvin Carver 2-12; Michael Morton 1-5; Jerry Golsteyn 3-3.

RECEIVING

BEARS—Payton 6-115; Gault 3-75; Suhey 4-57; Ken Margerum 2-26; Emery Moorehead 1-13.

BUCCANEERS—Gerald Carter 6-98; Jimmie Giles 7-80; Theo Bell 1-52; Owens 2-14; Kevin House 3-11; Morton 1-9; Andre Tyler 1-9; Carver 1-4.

PASSING

BEARS—McMahon 16 of 24 for 286, 1 TD, 2 int.

BUCCANEERS—Golsteyn 22 of 42 for 277, 0 TD, 1 int.

INTERCEPTIONS

BEARS—Schmidt 1 for 32.

BUCCANEERS—Cedric Brown 1 for 32; John Holt 1 for 5.

SACKS

BEARS—Mike Hartenstine 2 for 15.

BUCCANEERS—Jeff Davis 1½ for 7½; John Cannon 1 for 10; Andy Hawkins 1 for 4; Dave Stalls ½ for 1½.

Game 3
Saints 34, Bears 31 (OT)
 Superdome 64,692
 9/18/83

CHICAGO 7 3 7 14 0 — 31
 NEW ORLEANS 7 3 14 7 3 — 34

BEARS—Willie Gault 8-yd pass from Jim McMahon (Bob Thomas kick) 6:44 elapsed, 7 plays/72 yards.

SAINTS—Hokie Gajan 3-yd run (Morten Andersen kick) 9:55 elapsed, 6 plays/41 yards.

SAINTS—Andersen 21-yd FG 4:14 elapsed, 9 plays/64 yards. **BEARS**—Thomas 27-yd FG 10:18 elapsed, 5 plays/69 yards.

SAINTS—Hoby Brenner 15-yd pass from Ken Stabler (Andersen kick) 5:00 elapsed, 7 plays/58 yards. **SAINTS**—Kenny Duckett 25-yd pass from Stabler (Andersen kick) 6:49 elapsed, 1 play/25 yards.

BEARS—Walter Payton 49-yd run (Thomas kick) 13:08 elapsed, 6 plays/79 yards. **BEARS**—Gault 56-yd pass from Payton (Thomas kick) 8:18 elapsed, 1 play/56 yards.

SAINTS—Johnnie Poe 31-yard interception return (Andersen kick) 11:25 elapsed. **BEARS**—Gault 21-yd pass from Payton (Thomas kick) 13:20 elapsed, 7 plays/80 yards.

SAINTS—Andersen 41-yd FG 10:57 elapsed, 11 plays/74 yards.

Team Statistics	Saints	Bears
First Downs	21	21
Total Net Yards	493	332
Rushes/Net Yards	34/189	28/84
Net Passing	304	248
Pass Attempts/Completions	33/20	40/26
Had Intercepted	3	3
Punts/Average	8/39.5	6/45.0
Return Yardage	67	292
Penalties/Yards	11/111	6/50
Fumbles/Lost	3/2	3/3
Possession Time	38:37	32:20

RUSHING

BEARS—Payton 28-161; Vince Evans 2-11; McMahon 1-9; Dennis Gentry 3-8.

SAINTS—Wayne Wilson 21-72; Gajan 7-12.

RECEIVING

BEARS—Gault 4-103; Ken Margerum 2-86; Emery Moorehead 4-82; Jay Saldi 4-37; Payton 2-27; Dennis McKinnon 1-20; Brian Baschnagel 1-18; Matt Suhey 2-4.

SAINTS—Hoby Brenner 6-105; Jeff Groth 7-74; Duckett 5-53; Lindsay Scott 4-40; Eugene Goodlow 2-17; Dave Wilson 2-14.

PASSING

BEARS—McMahon 11 of 17 for 172, 1 TD, 1 int.; Evans 7 of 14 for 128, 0 TD, 2 int.; Payton 2 of 2 for 77, 2 TD, 0 int.

SAINTS—Stabler 25 of 39 for 279, 2 TD, 3 int.; Russell Erxleben 1 of 1 for 24, 0 TD, 0 int.

Game 4
Colts 22, Bears 19 (OT)
 Memorial Stadium 34,350
 9/25/83

CHICAGO 0 3 3 13 0 — 19
 BALTIMORE 0 13 0 6 3 — 22

COLTS—Randy McMillan 1-yd run (Paul Allegre kick) 6:59 elapsed, 7 plays/39 yards. **BEARS**—Bob Thomas 45-yd FG 12:57 elapsed, 5 plays/29 yards.

COLTS—Bernard Henry 19-yd pass from Mike Pagel (kick blocked) 13:31 elapsed, 5 plays/78 yards.

BEARS—Thomas 21-yd FG 11:09 elapsed, 7 plays/40 yards. **COLTS**—Allegre 37-yd FG :08 elapsed, 8 plays/55 yards.

BEARS—Willie Gault 57-yd pass from Vince Evans (Thomas kick failed) 1:21 elapsed, 4 plays/81 yards. **COLTS**—Allegre 47-yd FG 4:01 elapsed, 6 plays/52 yards.

BEARS—Evans 8-yd run 13:57 elapsed, 9 plays/69 yards. **COLTS**—Allegre 33-yd FG 4:51 elapsed, 9 plays/55 yards.

Team Statistics

	Colts	Bears
First Downs	27	15
Total Net Yards	461	330
Rushes/Net Yards	50/216	22/103
Net Passing	245	227
Pass Attempts/Completions	30/19	36/16
Had Intercepted	2	2
Punts/Average	6/46.0	7/40.9
Return Yardage	141	86
Penalties/Yards	5/40	8/68
Fumbles/Lost	2/1	0/0
Possession Time	37:58	26:53

RUSHING

BEARS—Dennis Gentry 8-38; Jim McMahon 2-21; Matt Suhey 3-17; Evans 3-10; Calvin Thomas 2-8; Anthony Hutchison 1-5; Walter Payton 3-4.

COLTS—McMillan 21-78; Curtis Dickey 20-74; Pagel 4-57; Alvin Moore 1-4; Newton Williams 4-3.

RECEIVING

BEARS—Gault 5-130; Emery Moorehead 2-50; Ken Margerum 2-13; Jay Saldi 1-11; Brian Baschnagel 1-10; Dennis McKinnon 1-8; Gentry 2-8; C. Thomas 1-7; Suhey 1-5.

COLTS—Matt Bouza 6-83; Henry 5-52; Dickey 2-55; Tracy Porter 4-38; Moore 1-16; Tim Sherwin 1-7.

PASSING

BEARS—Evans 8 of 16 for 153, 1 TD, 2 int.; McMahon 8 of 20 for 89, 0 TD, 0 int.

COLTS—Pagel 19 of 30 for 251, 1 TD, 2 int.

INTERCEPTIONS

BEARS—Leslie Frazier 1 for 0; Terry Schmidt 1 for 0.
COLTS—Derrick Hatchett 1 for 0; Nesby Glasgow 1 for 0.

Game 5
Bears 31, Broncos 14
 Soldier Field 58,210
 10/2/83

DENVER 0 0 7 7 — 14
 CHICAGO 14 10 0 7 — 31

BEARS—Matt Suhey 13-yd run (Bob Thomas kick) 1:11 elapsed, 3 plays/76 yards. **BEARS**—Willie Gault 15-yd pass from Jim McMahon (Thomas kick) 14:53 elapsed, 15 plays/89 yards. **BEARS**—Leslie Frazier 11-yd interception return (Thomas kick) 5:00 elapsed. **BEARS**—Thomas 19-yd FG 13:52 elapsed, 15 plays/62 yards. **BRONCOS**—Nathan Poole 15-yd run (Rich Karlis kick) 12:45 elapsed, 1 play/32 yards. **BRONCOS**—Rick Upchurch 15-yd pass from Steve DeBerg (Karlis kick) :28 elapsed, 8 plays/62 yards. **BEARS**—Gault 72-yd pass from Vince Evans (Thomas kick) :52 elapsed, 1 play/72 yards.

Team Statistics	Broncos	Bears
First Downs	16	22
Total Net Yards	246	423
Rushes/Net Yards	15/46	39/177
Net Passing	200	246
Pass Attempts/Completions	40/21	26/16
Had Intercepted	2	4
Punts/Average	6/41.7	3/33.7
Return Yardage	190	76
Penalties/Yards	6/35	10/77
Fumbles/Lost	1/0	2/0
Possession Time	27:41	32:19

RUSHING

BEARS—Walter Payton 23-91; McMahon 2-28; Suhey 6-27; Gault 1-22; Calvin Thomas 2-4; Evans 4-4; Dennis Gentry 1-1.
BRONCOS—Sammy Winder 9-20; Nathan Poole 2-16; John Elway 3-10; Rick Parros 1-0.

RECEIVING

BEARS—Gault 3-98; Suhey 5-89; Jay Saldi 1-16; Payton 3-16; Emery Moorehead 2-14; Dennis McKinnon 1-7; Calvin Thomas 1-6.
BRONCOS—Steve Watson 5-90; Jim Wright 5-65; Rick Upchurch 1-22; J.T. Thomas 2-22; Sammy Winder 2-22; Dave Preston 1-14; C. Sampson 1-12; Nathan 1-6.

PASSING

BEARS—McMahon 15 for 23 for 174, 1 TD, 3 int.; Evans 1 of 3 for 72, 1 TD, 1 int.
BRONCOS—Deberg 17 of 30 for 235, 1 TD, 1 int.; Elway 4 of 10 for 36, 0 TD, 1 int.

INTERCEPTIONS

BEARS—Frazier 1 for 11; Terry Schmidt 1 for 0.
BRONCOS—Steve Foley 2 for 11; Mike Harden 1 for 22; Dennis Smith 1 for 16.

Game 6
Vikings 23, Bears 14
 Soldier Field 59,632
 10/9/83

MINNESOTA 7 3 10 3 — 23
 CHICAGO 0 7 0 7 — 14

VIKINGS—Darrin Nelson 56-yd run (Benny Ricardo kick) 1:07 elapsed, 3 plays/70 yards. **BEARS**—Walter Payton 1-yd run (Bob Thomas kick) 1:18 elapsed, 3 plays/25 yards. **VIKINGS**—Ricardo 22-yd FG 12:56 elapsed, 9 plays/57 yards. **VIKINGS**—Ricardo 32-yd FG 3:20 elapsed, 7 plays/32 yards. **VIKINGS**—Tony Galbreath 52-yd run (Ricardo kick) 6:18 elapsed, 2 plays/55 yards. **BEARS**—Payton 6-yd run (Thomas kick) 2:56 elapsed, 4 plays/32 yards. **VIKINGS**—Ricardo 30-yd FG 13:03 elapsed, 10 plays/62 yards.

Team Statistics	Vikings	Bears
First Downs	15	23
Total Net Yards	368	425
Rushes/Net Yards	30/191	37/239
Net Passing	177	186
Pass Attempts/Completions	29/14	32/15
Had Intercepted	1	2
Punts/Average	7/32.3	4/31.5
Return Yardage	69	98
Penalties/Yards	9/35	4/30
Fumbles/Lost	2/0	3/3
Possession Time	27:19	32:41

RUSHING

BEARS—Payton 20-102; Matt Suhey 10-75; Vince Evans 3-30; Bob Parsons 1-27; Jim McMahon 2-6; Calvin Thomas 1-1.
VIKINGS—Galbreath 16-104; Nelson 10-78; Sammy White 1-7; Rickey Young 2-2; Steve Dils 1-0.

RECEIVING

BEARS—Payton 4-67; Willie Gault 3-56; Ken Margerum 2-29; Emery Moorehead 3-27; Pat Dunsmore 2-21; Suhey 1-2.
VIKINGS—White 5-52; Galbreath 5-48; Terry LeCount 2-42; Nelson 1-29; Bob Bruer 1-9.

PASSING

BEARS—Evans 11 of 21 for 167, 0 TD, 0 int.; McMahon 4 of 11 for 35, 0 TD, 2 int.
VIKINGS—Dils 14 of 29 for 180, 0 TD, 1 int.

INTERCEPTIONS

BEARS—Otis Wilson 1 for 6.
VIKINGS—Willie Teal 1 for 12; Rufus Bess 1 for 6.

SACKS

BEARS—Al Harris 1 for 3.
VIKINGS—Neil Elshire 1½ for 6½; John Turner 1 for 6; Randy Holloway ½ for 3½.

Game 7
Lions 31, Bears 17
 Silverdome 66,709
 10/16/83

CHICAGO	0	10	0	7	—	17
DETROIT	7	10	7	7	—	31

LIONS—Billy Sims 3-yd run (Eddie Murray kick) 8:56 elapsed, 5 plays/76 yards. **LIONS**—Dexter Bussey 14-yd pass from Eric Hipple (Murray kick) 3:05 elapsed, 5 plays/45 yards. **BEARS**—Bob Thomas 23-yd FG 11:19 elapsed, 14 plays/75 yards. **LIONS**—Murray 35-yd FG 13:09 elapsed, 7 plays/53 yards. **BEARS**—Ken Margerum 12-yd pass from Vince Evans (Thomas kick) 14:53 elapsed, 8 plays/74 yards. **LIONS**—Ulysses Norris 20-yd pass from Gary Danielson (Murray kick) 5:40 elapsed, 11 plays/70 yards. **BEARS**—Matt Suhey 10-yd pass from Evans (Thomas kick) 7:25 elapsed, 7 plays/59 yards. **LIONS**—Hipple 8-yd run (Murray kick) 13:42 elapsed, 11 plays/61 yards.

Team Statistics	Lions	Bears
First Downs	21	25
Total Net Yards	366	427
Rushes/Net Yards	34/171	20/118
Net Passing	195	309
Pass Attempts/Completions	28/11	46/28
Had Intercepted	0	0
Punts/Average	5/41.8	7/35.8
Return Yardage	152	95
Penalties/Yards	8/81	8/70
Fumbles/Lost	1/0	0/0
Possession Time	28:43	31:17

RUSHING

BEARS—Walter Payton 15-86; Evans 2-19; Margerum 1-7; Suhey 2-6.
LIONS—Sims 15-77; Bussey 9-45; James Jones 5-24; Hipple 4-22; Vince Thompson 1-3.

RECEIVING

BEARS—Margerum 6-82; Pat Dunsmore 5-73; Willie Gault 5-62; Emery Moorehead 4-53; Payton 4-25; Dennis McKinnon 2-38; Suhey 2-3.
LIONS—Leonard Thompson 4-86; Jones 2-56; Bussey 3-24; Jeff Chadwick 1-16; Norris 1-20.

PASSING

BEARS—Evans 28 of 45 for 336, 2 TD, 0 int.; Payton 0 of 1 for 0, 0 TD, 0 int.
LIONS—Hipple 7 of 16 for 151, 1 TD, 0 int.; Danielson 4 of 12 for 51, 1 TD, 0 int.

INTERCEPTIONS

BEARS—none
LIONS—none

SACKS

BEARS—Mike Hartenstein 1 for 7.
LIONS—William Gay 1 for 12; Curtis Green 1 for 9; Mike Dawson 1 for 6; Doug English 1 for 0.

Game 8
Bears 7, Eagles 6
 Veterans Stadium 45,263
 10/23/83

CHICAGO	7	0	0	0	—	7
PHILADELPHIA	0	0	3	3	—	6

BEARS—Dennis McKinnon 19-yd pass from Vince Evans (Bob Thomas kick) 10:27 elapsed, 11 plays/94 yards.

EAGLES—Tony Franklin 24-yd FG 3:45 elapsed, 11 plays/69 yards. **EAGLES**—Franklin 38-yd FG 8:58 elapsed, 11 plays/53 yards.

Team Statistics	Eagles	Bears
First Downs	14	15
Total Net Yards	225	272
Rushes/Net Yards	25/109	49/186
Net Passing	116	86
Pass Attempts/Completions	30/11	18/9
Had Intercepted	0	0
Punts/Average	7/39.0	6/39.0
Return Yardage	15	91
Penalties/Yards	1/43	4/43
Fumbles/Lost	1/1	1/1
Possession Time	24:21	35:39

RUSHING

BEARS—Walter Payton 30-82; Matt Suhey 15-63; Evans 4-41.
EAGLES—Michael Williams 9-42; Hubie Oliver 9-37; Perry Harrington 7-30.

RECEIVING

BEARS—Emery Moorehead 2-43; McKinnon 1-20; Willie Gault 1-18; Payton 3-13; Ken Margerum 1-4; Suhey 1-4.
EAGLES—Vyto Kab 3-45; Mike Quick 2-37; Harrington 1-19; Williams 3-16; Oliver 1-10; Harold Carmichael 1-9.

PASSING

BEARS—Evans 9 of 18 for 102, 1 TD, 0 int.
EAGLES—Ron Jaworski 11 of 30 for 136, 0 TD, 0 int.

INTERCEPTIONS

BEARS—none
EAGLES—none

SACKS

BEARS—Al Harris 2 for 10; Mike Hartenstein 1 for 5; Dan Hampton 1/2 for 2 1/2; Mike Singletary 1/2 for 2 1/2.
EAGLES—Harvey Armstrong 1 for 14; Joel Williams 1 for 2.

Game 9
Lions 38, Bears 17
 Soldier Field, 58,764
 10/30/83

DETROIT	14	3	14	7	—	38
CHICAGO	0	3	0	14	—	17

LIONS—Vince Thompson 1-yd run (Eddie Murray kick) 6:29 elapsed, 11 plays/92 yards. **LIONS**—Jeff Chadwick 21-yd pass from Eric Hipple (Murray kick) 12:50 elapsed, 3 plays/17 yards. **BEARS**—Bob Thomas 45-yd FG 6:24 elapsed, 17 plays/49 yards. **LIONS**—Murray 29-yd FG 10:11 elapsed, 9 plays/63 yards. **LIONS**—James Jones 8-yd run (Murray kick) 8:57 elapsed, 6 plays/65 yards. **LIONS**—Leonard Thompson 40-yd run 12:58 elapsed, 4 plays/82 yards. **BEARS**—Walter Payton 1-yd run (Thomas kick) 2:36 elapsed, 10 plays/74 yards. **BEARS**—Emery Moorehead 18-yd pass from Jim McMahon (Thomas kick) 7:03 elapsed, 5 plays/40 yards. **LIONS**—Jones 1-yd run (Murray kick) 8:59 elapsed, 6 plays/50 yards.

Team Statistics	Lions	Bears
First Downs	21	25
Total Net Yards	396	382
Rushes/Net Yards	37/192	31/139
Net Passing	204	243
Pass Attempts/Completions	19/12	39/22
Had Intercepted	0	2
Punts/Average	4/44.0	2/44.0
Return Yardage	79	174
Penalties/Yards	8/67	12/82
Fumbles/Lost	1/0	3/2
Possession Time	28:41	31:19

RUSHING

BEARS—Payton 20-80; Matt Suhey 5-23; McMahon 3-22; Vince Evans 3-14.

LIONS—Billy Sims 19-91; L. Thompson 1-40; Hipple 5-29; Jones 7-25; V. Thompson 2-4; Dexter Bussey 3-3.

RECEIVING

BEARS—Moorehead 6-74; Willie Gault 4-58; Suhey 5-44; Dennis McKinnon 3-42; Ken Margerum 2-24; Payton 1-9; Jay Saldi 1-6.

LIONS—Chadwick 3-68; L. Thompson 2-57; Mark Nichols 1-46; Sims 3-24; Jones 2-20; Ulysses Norris 1-1.

PASSING

BEARS—Evans 11 of 23 for 131, 0 TD, 2 int.; McMahon 11 of 16 for 126, 1 TD, 0 int.

LIONS—Hipple 12 of 19 for 216, 1 TD, 0 int.

INTERCEPTIONS

BEARS—none

LIONS—Bobby Watkins 1 for 31; Bruce McNorton 1 for 0.

Game 10
L.A. Rams 21, Bears 14
 Anaheim Stadium 53,010
 11/6/83

CHICAGO	0	0	7	7	—	14
LOS ANGELES	0	14	0	7	—	21

RAMS—Eric Dickerson 7-yd run (Chuck Nelson kick) 13:54 elapsed, 7 plays/31 yards. **RAMS**—Preston Dennard 21-yd pass from Vince Ferragamo (Nelson kick) 15:00 elapsed, 1 play/21 yards. **BEARS**—Jim McMahon 18-yd pass from Walter Payton (Bob Thomas kick) 9:33 elapsed, 6 plays/54 yards. **RAMS**—Dickerson 1-yd run (Nelson kick) :57 elapsed, 14 plays/98 yards. **BEARS**—McMahon 4-yd run (Thomas kick) 7:46 elapsed, 14 plays/84 yards.

Team Statistics	Rams	Bears
First Downs	18	15
Total Net Yards	284	284
Rushes/Net Yards	42/161	26/114
Net Passing	123	170
Pass Attempts/Completions	23/12	30/20
Had Intercepted	0	1
Punts/Average	7/31.9	5/35.0
Return Yardage	75	70
Penalties/Yards	4/32	4/35
Fumbles/Lost	1/0	2/1
Possession Time	32:03	27:57

RUSHING

BEARS—Payton 14-62; McMahon 5-29; Matt Suhey 6-27; Emery Moorehead 1-4.

RAMS—Dickerson 34-127; Barry Redden 8-34.

RECEIVING

BEARS—Suhey 7-59; Payton 4-32; Moorehead 3-28; Willie Gault 2-26; Jay Saldi 2-22; McMahon 1-18; Dennis McKinnon 1-11.

RAMS—Dennard 3-36; Mike Barber 2-32; George Farmer 1-23; Dickerson 2-17; Mike Guman 2-14; Redden 1-6; Henry Ellard 1-3.

PASSING

BEARS—McMahon 19 of 29 for 178, 0 TD, 1 int.; Payton 1 of 1 for 18, 1 TD, 0 int.

RAMS—Ferragamo 12 of 23 for 131, 1 TD, 0 int.

INTERCEPTIONS

BEARS—none

RAMS—Jim Collins 1 for 17.

SACKS

BEARS—Steve McMichael 1 for 8.

RAMS—Reggie Doss 2 for 6; Gary Jeter 1 for 11; Jack Youngblood 1 for 9.

Game 11
Bears 17, Eagles 14
 Soldier Field 47,524
 11/13/83

Game 12
Bears 27, Buccaneers 0
 Tampa Stadium 36,816
 11/20/83

PHILADELPHIA 7 0 7 0 — 14
 CHICAGO 0 14 0 3 — 17

EAGLES—Mike Quick 47-yd pass from Ron Jaworski (Tony Franklin kick) 7:36 elapsed, 5 plays/49 yards.
BEARS—Dennis McKinnon 43-yd pass from Jim McMahon (Bob Thomas kick) 10 elapsed, 6 plays/67 yards.
BEARS—Emery Moorehead 2-yd pass from McMahon (Thomas kick) 14:50 elapsed, 12 plays/75 yards.
EAGLES—Tony Woodruff 5-yd pass from Jaworski (Franklin kick) 8:33 elapsed, 15 plays/79 yards.
BEARS—Thomas 22-yd FG 2:36 elapsed, 17 plays/71 yards.

Team Statistics	Eagles	Bears
First Downs	14	19
Total Net Yards	263	335
Rushes/Net Yards	32/120	42/223
Net Passing	143	112
Pass Attempts/Completions	21/12	20/10
Had Intercepted	1	0
Punts/Average	5/35.8	5/29.2
Return Yardage	60	58
Penalties/Yards	9/64	4/25
Fumbles/Lost	2/1	3/2
Possession Time	28:36	31:24

RUSHING

BEARS—Walter Payton 23/131; McMahon 5-43; Matt Suhey 13-36; Vince Evans 1-13.
EAGLES—Hubert Oliver 7-32; Michael Haddix 9-29; Jaworski 4-27; Michael Williams 9-27; Major Everett 3-5.

RECEIVING

BEARS—McKinnon 2-64; Willie Gault 1-22; Suhey 2-19; Payton 2-14; Moorehead 2-13; Pat Dunsmore 1-8.
EAGLES—Quick 5-98; Vyto Kab 4-35; Woodruff 2-13; Oliver 1-4.

PASSING

BEARS—McMahon 10 of 16 for 140, 2 TD, 0 int.; Evans 0 of 4 for 0, 0 TD, 0 int.; Bob Avellini 0 of 0 for 0, 0 TD, 0 int.
EAGLES—Jaworski 12 of 21 for 150, 2 TD, 1 int.

INTERCEPTIONS

BEARS—Leslie Frazier 1 for 14.
EAGLES—none

SACKS

BEARS—Steve McMichael 1 for 7.
EAGLES—Dennis Harrison 3 for 16; Wes Hopkins 1 for 12.

CHICAGO 0 14 6 7 — 27
 TAMPA BAY 0 0 0 0 — 0

BEARS—Matt Suhey 2-yd run (Bob Thomas kick) 5:41 elapsed, 13 plays/61 yards.
BEARS—Walter Payton 8-yd run (Thomas kick) 9:59 elapsed, 5 plays/60 yards.
BEARS—Payton 3-yd run (Thomas kick failed) 15:00 elapsed, 8 plays/30 yards.
BEARS—Mike Hartenstine 10-yd fumble recovery return (Thomas kick) 12:08 elapsed.

Team Statistics	Buccaneers	Bears
First Downs	8	22
Total Net Yards	132	346
Rushes/Net Yards	20/72	56/273
Net Passing	60	73
Pass Attempts/Completions	21/7	13/8
Had Intercepted	2	1
Punts/Average	8/36.9	6/37.5
Return Yardage	134	77
Penalties/Yards	3/12	8/54
Fumbles/Lost	5/1	3/0
Possession Time	20:11	39:49

RUSHING

BEARS—Matt Suhey 19-112; Payton 22-106; Jim McMahon 7-22; Dennis Gentry 4-18; Calvin Thomas 2-10; Anthony Hutchison 2-5.
BUCCANEERS—Melvin Carver 8-38; James Owens 8-23; Jeff Komlo 2-11; Golsteyn 2-0.

RECEIVING

BEARS—Suhey 3-29; Payton 3-25; Emery Moorehead 1-22; Dennis McKinnon 1-3.
BUCCANEERS—Kevin House 2-51; Gerald Carter 3-29; Theo Bell 1-16; Owens 1-2.

PASSING

BEARS—McMahon 8 of 12 for 79, 0 TD, 0 int.; Payton 0 of 1 for 0, 0 TD, 1 int.
BUCCANEERS—Jerry Golsteyn 3 of 13 for 49, 0 TD, 1 int.; Komlo 4 of 8 for 49, 0 TD, 1 int.

INTERCEPTIONS

BEARS—Mike Richardson 2 for 0.
BUCCANEERS—Beasley Reece 1 for 11.

SACKS

BEARS—Steve McMichael 2 for 25; Dan Hampton 1½ for 3½; Tyrone Keys 1 for 6; Mike Hartenstine ½ for 3½.
BUCCANEERS—Hasson Arubakrr 1 for 6.

Game 13
Bears 13, 49ers 3
 Soldier Field 40,483
 11/27/83

SAN FRANCISCO	3	0	0	0	—	3
CHICAGO	3	7	3	0	—	13

BEARS—Bob Thomas 29-yd FG 5:00 elapsed, 9 plays/52 yards. **49ers**—Ray Werschling 24-yd FG 14:55 elapsed, 17 plays/74 yards. **BEARS**—Dennis McKinnon 49-yd pass from Jim McMahon (Thomas kick) 12:56 elapsed, 8 plays/90 yards. **BEARS**—Thomas 23-yd FG 12:59 elapsed, 9 plays/26 yards.

Team Statistics	49ers	Bears
First Downs	20	16
Total Net Yards	290	324
Rushes/Net Yards	25/72	41/191
Net Passing	218	133
Pass Attempts/Completions	43/26	19/11
Had Intercepted	2	0
Punts/Average	5/31.4	5/35.0
Return Yardage	82	58
Penalties/Yards	2/18	5/33
Fumbles/Lost	3/2	1/1
Possession Time	25:18	34:42

RUSHING

BEARS—McMahon 9-74; Walter Payton 16-68; Matt Suhey 14-47; Brian Baschnagel 2-2.
49ers—Roger Craig 10-21; Wendell Tyler 8-18; Tom Orosz 1-16; Joe Montana 5-15; Bill Ring 1-2.

RECEIVING

BEARS—McKinnon 3-65; Payton 3-34; Suhey 3-34; Emery Moorehead 1-21; Willie Gault 1-5.
49ers—Mike Wilson 6-81; Craig 7-57; Tyler 3-42; Dwight Clark 3-22; Freddie Solomon 2-19; Ring 3-15; Renaldo Nehemiah 1-13; Eason Ramson 1-6.

PASSING

BEARS—McMahon 11 of 19 for 159, 1 TD, 0 int.
49ers—Montana 26 of 43 for 255, 0 TD, 2 int.

INTERCEPTIONS

BEARS—Mike Richardson 1 for 0; Mike Singletary 1 for 0.
49ers—none

SACKS

BEARS—Steve McMichael 2 for 15; Richard Dent 1 for 9; Otis Wilson 1 for 8; Mike Hartenstine 1 for 5.
49ers—Keena Turner 1½ for 15½; Lawrence Pillers 1 for 7; Dwaine Board 1 for 2; Jim Stuckey ½ for 1½.

Game 14
Packers 31, Bears 28
 Lambeau Field 51,147
 12/4/83

CHICAGO	7	7	0	14	—	28
GREEN BAY	14	7	0	10	—	31

PACKERS—Harlan Huckleby 9-yd run (Jan Stenerud kick) 3:47 elapsed, 2 plays/80 yards. **PACKERS**—Paul Coffman 5-yd pass from Lynn Dickey (Stenerud kick) 13:03 elapsed, 6 plays/92 yards. **BEARS**—Willie Gault 87-yd pass from Jim McMahon (Bob Thomas kick) 13:24 elapsed, 1 play/87 yards. **PACKERS**—Gerry Ellis 12-yd run (Stenerud kick) 11:59 elapsed, 2 plays/28 yards. **BEARS**—Matt Suhey 1-yd run (Thomas kick) 14:44 elapsed, 11 plays/80 yards. **PACKERS**—Huckleby 10-yd run (Stenerud kick) 46 elapsed, 7 plays/51 yards. **BEARS**—Suhey 1-yd run (Thomas kick) 9:58 elapsed, 4 plays/24 yards. **BEARS**—Dennis McKinnon 59-yd punt return (Thomas kick) 13:10 elapsed. **PACKERS**—Stenerud 19-yd FG 14:57 elapsed, 5 plays/77 yards.

Team Statistics	Packers	Bears
First Downs	20	16
Total Net Yards	512	358
Rushes/Net Yards	33/184	29/84
Net Passing	328	274
Pass Attempts/Completions	35/16	38/20
Had Intercepted	2	1
Punts/Average	7/40.4	10/36.9
Return Yardage	129	232
Penalties/Yards	5/30	6/54
Fumbles/Lost	2/2	2/1
Possession Time	28:33	31:27

RUSHING

BEARS—Walter Payton 16-58; McMahon 4-14; Suhey 7-11; Gault 1-1; Emery Moorehead 1-0.
PACKERS—Ellis 18-141; Huckleby 5-28; Mike Meade 4-13; Jessie Clark 5-4; Dickey 1-2.

RECEIVING

BEARS—Gault 4-129; Emery Moorehead 4-63; Suhey 6-35; Ken Margerum 1-29; McKinnon 2-17; Payton 2-13; Jay Saldi 1-12.
PACKERS—James Lofton 6-120; Phillip Epps 2-66; Paul Coffman 3-55; John Jefferson 3-50; Ellis 1-40; Clark 1-14.

PASSING

BEARS—McMahon 20 of 38 for 298, 1 TD, 1 int.
PACKERS—Dickey 16 of 34 for 355, 1 TD, 1 int.; Ellis 0 of 1 for 0, 0 TD, 1 int.

INTERCEPTIONS

BEARS—Leslie Frazier 2 for 75.
PACKERS—John Anderson 1 for 6

Game 15
Bears 19, Vikings 13
 Metrodome 57,880
 12/11/83

CHICAGO	10	6	0	3	—	19
MINNESOTA	6	0	7	0	—	13

VIKINGS—Benny Ricardo 30-yd FG 4:49 elapsed, 10 plays/72 yards. **VIKINGS**—Ricardo 29-yd FG 8:17 elapsed, 5 plays/19 yards. **BEARS**—Walter Payton 74-yd pass from Matt Suhey (Bob Thomas kick) 8:39 elapsed, 1 play/74 yards. **BEARS**—Thomas 42-yd FG 11:29 elapsed, 5 plays/24 yards. **BEARS**—Emery Moorehead 2-yd pass from Jim McMahon (Thomas kick failed) 14:23 elapsed, 4 plays/64 yards. **VIKINGS**—Ted Brown 1-yd run (Ricardo kick) 2:25 elapsed, 1 play/1 yard. **BEARS**—Thomas 22-yd FG 4:45 elapsed, 17 plays/68 yards.

Team Statistics	Vikings	Bears
First Downs	18	16
Total Net Yards	255	303
Rushes/Net Yards	26/49	40/210
Net Passing	93	206
Pass Attempts/Completions	36/16	17/9
Had Intercepted	1	0
Punts/Average	4/35.5	6/27.7
Return Yardage	129	113
Penalties/Yards	5/80	6/72
Fumbles/Lost	2/1	0/0
Possession Time	28:57	31:03

RUSHING

BEARS—Suhey 17-101; Payton 17-94; Moorehead 2-7; Calvin Thomas 1-4; McMahon 3-4.

VIKINGS—Tony Galbreath 7-22; Brown 5-11; Darrin Nelson 12-11; Rickey Young 2-5.

RECEIVING

BEARS—Payton 5-95; Suhey 1-5; Willie Gault 2-4; Moorehead 1-2.

VIKINGS—Bob Bruer 6-97; Mike Jones 3-72; Leo Lewis 2-24; Brown 1-21; Mardye McDole 1-9; Nelson 1-7; Galbreath 1-5; Terry LeCount 1-3.

PASSING

BEARS—McMahon 8 of 16 for 32, 1 TD, 0 int.; Suhey 1 of 1 for 74, 1 TD, 0 int.

VIKINGS—Steve Dils 16 of 36 for 238, 0 TD, 1 int.

INTERCEPTIONS

BEARS—Gary Fencik 1 for 20.

VIKINGS—none

SACKS

BEARS—Richard Dent 2 for 19; Mike Singletary 1 for 11; Gary Campbell 1 for 2.

VIKINGS—Doug Martin 1 for 8; Randy Holloway 1 for 5.

Game 16
Bears 23, Packers 21
 Soldier Field 35,807
 12/18/83

GREEN BAY	7	7	0	7	—	21
CHICAGO	7	0	7	9	—	23

BEARS—Willie Gault 35-yd pass from Jim McMahon (Bob Thomas kick) 5:36 elapsed, 1 play/35 yards. **PACKERS**—Lynn Dickey 1-yd run (Jan Stenerud kick) 6:50 elapsed, 2 plays/75 yards. **PACKERS**—James Lofton 31-yd pass from Dickey (Stenerud kick) 11:55 elapsed, 2 plays/33 yards. **BEARS**—Dennis McKinnon 22-yd pass from McMahon (Thomas kick) 8:25 elapsed, 6 plays/45 yards. **BEARS**—McMahon 6-yd run (kick failed) 10:26 elapsed, 11 plays/45 yards. **PACKERS**—Paul Coffman 5-yd pass from Dickey (Stenerud kick) 11:52 elapsed, 7 plays/64 yards. **BEARS**—Thomas 22-yd FG 14:50 elapsed, 10 plays/54 yards.

Team Statistics	Packers	Bears
First Downs	18	23
Total Net Yards	338	369
Rushes/Net Yards	25/116	50/236
Net Passing	222	133
Pass Attempts/Completions	30/10	26/14
Had Intercepted	4	2
Punts/Average	6/37.7	8/35.1
Return Yardage	117	150
Penalties/Yards	5/30	6/35
Fumbles/Lost	7/3	1/0
Possession Time	24:17	35:43

RUSHING

BEARS—Walter Payton 30-148; Matt Suhey 12-71; McMahon 8-17.

PACKERS—Jessie Clark 7-61; Harlan Huckleby 10-39; Mike Meade 6-15; Dickey 2-1.

RECEIVING

BEARS—Gault 2-50; McKinnon 2-31; Payton 3-26; Suhey 3-22; Emery Moorehead 2-18; Jay Saldi 2-15.

PACKERS—Coffman 4-122; Lofton 3-73; John Jefferson 2-35; Clark 1-32.

PASSING

BEARS—McMahon 14 of 25 for 162, 2 TD, 1 int.; Payton 0 of 1 for 0, 0 TD, 1 int.

PACKERS—Dickey 10 of 30 for 262, 2 TD, 4 int.

INTERCEPTIONS

BEARS—Mike Richardson 2 for 9; Leslie Frazier 1 for 30; Gary Fencik 1 for 14.

PACKERS—Tim Lewis 2 for 62; Mike Jolly 1 for 0.

SACKS

BEARS—Steve McMichael 1½ for 22; Jim Osborne 1 for 9; Mike Singletary 1 for 4; Mike Hartenstine ½ for 5.

PACKERS—Ezra Johnson 2 for 21; Charles Johnson 2 for 7; Byron Braggs 1 for 1.

1983 PLAYER TRANSACTIONS

No.	Player	Pos.	School	Reason	Date
86	Biff George	C	Georgia Tech	failed physical	7/19
85	Nate Lundy	WR	Indiana	failed physical	7/19
84	Tom Schremp	DT	Wisconsin	left camp	7/19
83	Dan Ruzich	LB	Kansas State	left camp	7/20
82	Dave McCarrell	QB	Wheaton	left camp	7/25
81	Ted Albrecht	T	California	retired	7/26
80	Steve Heimkreiter	LB	Notre Dame	left camp	8/3
81	Steve Parker	WR	Abilene Christian	free agent	8/5
80	Larry Delwiche	P	Salem	waived	8/16
79	Jerry Doerger	T	Wisconsin	waived	8/16
78	Sel Drain	S	Ball State	waived	8/16
77	Dave Finzer	P/K	DePauw	waived	8/16
76	Brian Glasgow	TE	Northern Illinois	waived	8/16
75	Arriel Gray	DB	North Park	waived	8/16
74	Rick Hansen	QB	San Diego State	waived	8/16
73	Dan Jiggetts	T	Harvard	waived	8/16
72	Ron Johnson	WR	Winston-Salem	waived	8/16
71	Jerry Jones	WR	UTEP	waived	8/16
70	Phil McKinnely	T	UCLA	waived	8/16
69	Steve Parker	WR	Abilene Christian	waived	8/16
68	Scott Reppert	RB	Lawrence	waived	8/16
67	Don Stump	P/K	McNeese (LA)	waived	8/16
66	Ted Sutton	RB	East Carolina	waived	8/16
65	Gary Worthy	RB	Wilmington (OH)	waived	8/16
64	Tim Clifford	QB	Indiana	injured reserve	8/16
63	Jerry Muckensturm	LB	Arkansas State	injured reserve	8/16
62	Oliver Williams	WR	Illinois	injured reserve	8/23
61	Dan Plater	WR	Brigham Young	injured reserve	8/23
60	Roland Harper	FB	Louisiana Tech	injured reserve	8/29
59	Lenny Walterscheid	S	So. Utah State	waived	8/29
58	Andy Frederick	T	New Mexico	waived	8/29
57	Robin Earl	TE	Washington	waived	8/29
56	Brooks Williams	TE	North Carolina	waived	8/29
55	Perry Hartnett	G	SMU	waived	8/29
54	Don Kimble	LB	UTEP	waived	8/29
53	Willie McClendon	RB	Georgia	waived	8/29
52	Dennis Lick	T	Wisconsin	waived	8/29
51	Henry Waechter	DE	Nebraska	waived	8/29
50	Tim Clifford	QB	Indiana	waived	8/29
49	Al Chesley	LB	Pittsburgh	injured reserve	8/29
48	Rickey Watts	WR	Tulsa	injured reserve	8/30
49	Andy Frederick	T	New Mexico	free agent	8/30
48	Gary Campbell	LB	Colorado	injured reserve	9/16
49	Jerry Muckensturm	LB	Arkansas State	activated	9/16
49	Oliver Williams	WR	Illinois	waived	9/20
48	Jerry Muckensturm	LB	Arkansas State	injured reserve	9/20
47	Revie Sorey	G	Illinois	injured reserve	9/20
48	Dave Simmons	LB	North Carolina	free agent	9/20
49	Kelvin Atkins	LB	Illinois	free agent	9/20
48	Rob Fada	G	Pittsburgh	injured reserve	9/21
49	Perry Hartnett	G	SMU	free agent	9/21
48	James Scott	WR	Henderson J.C.	injured reserve	10/8
49	Rickey Watts	WR	Tulsa	activated	10/8

1983 PLAYER TRANSACTIONS

49	Al Chesley	LB	Pittsburgh	waived	10/20
48	Jeff Fisher	S	USC	injured reserve	10/24
49	Kevin Potter	S	Missouri	free agent	10/25
49	Roland Harper	FB	Louisiana Tech	retired	10/25
49	James Scott	WR	Henderson J.C.	waived	11/8
48	Dan Neal	C	Kentucky	injured reserve	11/8
49	Gary Campbell	LB	Colorado	activated	11/9
48	Bob Parsons	P	Penn State	waived	12/6
49	Ray Stachowicz	P	Michigan State	free agent	12/7
48	Rickey Watts	WR	Tulsa	injured reserve	12/8
49	Tim Norman	G	Illinois	free agent	12/8

SPECIAL TEAM TACKLES—1983

Player	Total	Solo	Asst.	Player	Total	Solo	Asst.
Duerson	22	12	10	Bortz	4	2	2
Gentry	21	14	7	Hilgenberg	4	2	2
Baschnagel	20	6	14	McKinnon	3	2	1
Simmons	19	8	11	Moorehead	3	2	1
Atkins	16	8	8	Potter	3	0	3
Rains	14	11	3	Richardson	2	2	0
Cabral	15	7	8	McMichael	2	2	0
Hutchison	10	8	2	Schmidt	2	1	1
Thomas, C.	7	5	3	Frazier	1	0	1
Dent	6	4	2	Fencik	1	0	1
Dunsmore	5	2	3	Watts	1	0	1

All-Time First Round Picks

Year	Pick	Player	Year	Pick	Player
1936	6th	T Joe Stydahar, West Virginia	1963a	10th	to LA for RB Joe Marconi
1937	8th	E Les McDonald, Nebraska	1963b	11th	(from Pitt for QB Ed Brown)
1938	10th	HB Joe Gray, Oregon St			C Dave Behrman, Michigan St.
1939a	2nd	(from Pitt for E Eggs Manske)	1964	14th	DT Dick Evey, Tennessee
		QB Sid Luckman, Columbia	1965a	3rd	(from Pitt for '64 2nd, 4th round picks.)
1939b	6th	FB Bill Osmanski, Holy Cross			MLB Dick Butkus, Illinois
1940	7th	C-LB Bulldog Turner, Hardin-Simmons	1965b	4th	RB Gale Sayers, Kansas
1941a	1st	(from Phila for C John Schiechl)	1965c	6th	(from Wash for WR Angelo Coia, DT Fred Williams), DE Steve DeLong,
		HB Tom Harmon, Michigan			Tennessee
1941b	3rd	(from Pitt for QB Billy Patterson)			DT George Rice, LSU
		FB Norm Standlee, Stanford	1966	12th	
1941c	9th	HB Don Scott, Ohio State	1967	10th	DE Loyd Phillips, Arkansas
1942	10th	QB Frankie Albert, Stanford	1968	17th	RB Mike Hull, Southern Cal
1943	9th	HB Bob Steuber, Missouri	1969	14th	T Rufus Mayes, Ohio St.
1944	8th	HB Ray Evans, Kansas	1970	2nd	to GB for LB Roy Caffey,
1945	7th	HB Don Lund, Michigan			RB Elijah Pitts, C Bob Hyland
1946	4th	QB Johnny Lujack, Notre Dame	1971	11th	RB Joe Moore, Missouri
1947a	1st	(bonus choice)	1972a	3rd	(from Giants for C Bob Hyland, CB Bennie McCrae), T Lionel Antoine,
		HB Bob Fenimore, Oklahoma A & M			Southern Ill.
1947b	11th	HB Don Kindt, Wisconsin			S Craig Clemons, Iowa
1948a	—	(from Pitt for HB Ray Evans)	1972b	12th	DT Wally Chambers, Eastern Ky.
		QB Bobby Layne, Texas	1973	8th	LB Waymond Bryant, Tennessee St.
1948b	—	E Max Baumgardner, Texas	1974a	4th	(from LA for WR Dick Gordon)
1949	10th	C Dick Harris, Texas	1974b	20th	DE Dave Gallagher, Michigan
1950	2nd	HB Chuck Hunsinger, Florida			RB Walter Payton, Jackson St.
1951a	2nd	QB Bob Williams, Notre Dame	1975	4th	(from Atl for 1st & 3rd round picks)
1951b	10th	(from disbanded Colts)	1976	8th	T Dennis Lick
		HB Billy Stone, Bradley			T Ted Albrecht, California
1952	8th	FL-HB Jim Dooley, Miami	1977	15th	to Cleve for QB Mike Phipps
1953	6th	HB Billy Anderson, Compton JC	1978	20th	(from TB for DT Wally Chambers)
1954	6th	HB Stan Wallace, Illinois	1979a	4th	DT Dan Hampton, Arkansas
1955	11th	HB Ron Drzewiecki, Marquette			DE Al Harris, Arizona St.
1956	10th	E "Tex" Schriewer, Texas	1979b	9th	LB Otis Wilson, Louisville
1957	13th	DT Earl Leggett, LSU	1980	19th	T Keith Van Horne, USC
1958	7th	LB-G Chuck Howley, West Virginia	1981	11th	QB Jim McMahon, BYU
1959	7th	HB Don Clark, Ohio St.	1982	5th	T Jim Covert, Pittsburgh
1960	7th	G Roger Davis, Syracuse	1983	6th	WR Willie Gault, Tennessee
1961	5th	TE Mike Ditka, Pittsburgh		18th	LB Wilber Marshall, Florida
1962	7th	RB Ronnie Bull, Baylor	1984	11th	

BEAR DRAFT NOTES

Chicago has had 62 first round draft picks in the 49 years the collegiate player selection meeting has been called to order. The Club has made 15 trades involving those 1st round draft spots acquiring 12 rookie players and three times sending away choices for veteran players.

Rookie WR Willie Gault, T Dennis Lick, and DE Dan Hampton came to the Club on first round picks acquired from other teams as did three Hall of Famers (Sid Luckman, Bob Layne, and Dick Butkus.)

Center Bob Hyland has the distinction of both joining the Bears and leaving them in multiple player trades involving 1st round picks.

The early '50s saw the Bears make two unusual 1st round selections taking a junior college player (HB Billy Anderson of Compton JC) in '53 and an established veteran (HB Billy Stone) when the Baltimore Colts disbanded in 1951.

Recent Bear Drafts

1984

1. LB Wilber Marshall (Florida), 2. LB Ron Rivera (California), 3. G Stefan Humphries (Michigan), 4. T/C Tom Andrews (Louisville), 5. Awarded to 49ers from '83 transaction after Jeff Williams failed 49er physical, 6. Same as No. 5, 7. RB Nakita Robertson (Central Arkansas), 8. Brad Anderson (Arizona), 9a. Same as No. 5, 9b. QB Mark Casale (Montclair St.); acquired from Browns in exchange for Bears 1st, 2nd & 3rd round supplemental draft picks, 10a. TE Kurt Vestman (Idaho); acquired same as No. 9b, 10b. DB Shaun Gayle (Ohio State) from; same as 9b, 11. DT Mark Butkus (Illinois) from; same as 9b, 12. RB Donald Jordan (Houston) from; same as 9b.

1983

1a. OT Jim Covert (Pittsburgh), 1b. WR Willie Gault (Tennessee), 2. DB Mike Richardson (Arizona State), 3. S Dave Duerson (Notre Dame), 4a. C Tom Thayer (Notre Dame), 4b. TE Pat Dunsmore (Drake), 8a. DE Richard Dent (Tennessee State), 8b. DT Mark Bortz (Iowa), 9a. OG Robert Fada (Pittsburgh), 9b. LB Mark Zavagnin (Notre Dame), 10. HB Anthony Hutchison (Texas Tech), 11. HB Gary Worthy (Wilmington), 12. WR Oliver Williams (Illinois).

1982

1. QB Jim McMahon (Brigham Young), 2. to Tampa Bay for 1983 first round choice, 3. TE Tim Wrightman (UCLA), 4. RB Dennis Gentry (Baylor), 5a. OG Perry Hartnett (SMU), 5b. DB Dennis Tabron (Duke), 6. OG Kurt Becker (Michigan), 7. DT Henry Waechter (Nebraska), 8. OT Jerry Doerger (Wisconsin), 9. DB Mike Hatchett (Texas), 10. DB Joe Turner (Southern Cal), 11. LB Guy Boliaux (Wisconsin), 12. LB Ricky Young (Oklahoma State).

1981

1. T Keith Van Horne (Southern Cal), 2. See 5th pick, MLB Mike Singletary (Baylor), 3. WR Ken Margerum (Stanford), 4. DB Todd Bell (Ohio State), 5. to San Francisco with 1981 2nd round pick for 49ers' 2nd round pick, 6. CB Reuben Henderson (San Diego State), 7. CB Jeff Fisher (Southern Cal), 8. DL Scott Zettek (Notre Dame), 9. G Frank Ditta (Baylor), 10. QB Tim Clifford (Indiana), 11. RB Lonnie Johnson (Indiana), 12. LB Bob Shupryt (New Mexico).

1980

1. LB Otis Wilson (Louisville), 2. RB Matt Suhey (Penn State), 3. to Dallas for WR Golden Richards, 4. G Arland Thompson (Baylor), 5. C Paul Tabor (Oklahoma), 6. CB Mike Guess (Ohio State), 7. WR Emanuel Tolbert (SMU), 8. G Randy Clark (Northern Illinois), 9. QB Turk Schonert (Stanford), 10. S Willie Stephens (Texas Tech), 11. S Chris Judge (TCU), 12. TE Bob Fisher (SMU).

1979

1. (from Tampa Bay for DT Wally Chambers) DT Dan Hampton (Arkansas), 1b. DE Al Harris (Arizona St.), 2. WR Rickey Watts (Tulsa), 3. RB Willie McCleendon (Georgia), 4. to Cincinnati for TE Mike Cobb, 5. to Dallas for WR Golden Richards, 6. MLB John Sullivan (Illinois), 7. MLB Lee Kunz (Nebraska), 8. CB-KR Rick Moss (Purdue), 9. RB Jerome Heavens (Notre Dame), 10. S-P Joe Restic (Notre Dame), 11. T Bob Wright (Cincinnati), 12. S-KR Dave Becker (Iowa).

1978

1. to Cleveland for QB Mike Phipps, 2. to San Francisco for DE Tommy Hart, 3. DT Brad Shearer (Texas), 4. to Kansas City for '78 5th & 6th round picks, 5. (from Kansas City with '78 6th round pick for '78 4th round pick) to Cincinnati for DE Royce Berry, 5b. to San Francisco for RB Larry Schreiber, 6. (from Kansas City with '78 5th round pick for '78 4th round pick) RB John Skibinski (Purdue), 6b. DE Mekeli Jeremiah (Brigham Young), 7. WR Herman Jones (Ohio St.), 8. TE George Freitas (California), 9. LB Mike Martin (Kentucky), 10. LB Ben Zambiasi (Georgia), 11. DE-LB Walt Underwood (Southern Cal), 12. LB Lew Sibley (LSU).

1977

1. G Ted Albrecht (California), 2. CB Mike Spivey (Colorado), 3. (from New York Giants for DT Dave Gallagher) RB Robin Earl (Washington), 3b. to Miami for WR Bo Rather, 4. to Pittsburgh for WR Ron Shanklin, 4b. (from Miami for '77 3rd round pick and Rather) to Cleveland for QB Mike Phipps, 5. to Oakland for CB Nemiah Wilson, 6. (from Tampa Bay for QB Gary Huff) QB Vince Evans (Southern Cal), 6b. to Philadelphia for G Mark Nordquist, 6c. (from Tampa Bay for QB Gary Huff) to Kansas City for RB Tommy Reamon, 7. WR Gerald Butler (Nicholls St.), 8. to New York Jets for DE John Ricca, 9. DT Nick Buonamici (Ohio St.), 10. DE Dennis Breckner (Miami of FL), 11. C Connie Zelencik (Purdue), 12. DB Terry Irvin (Jackson St.).

1984 CHICAGO BEARS VETERAN ROSTER

No.	Name	Pos.	Ht.	Wt.	Birth-date	NFL Exp.	College	Gms in '83
51	Atkins, Kelvin	LB	6-3	230	7/3/60	2	Illinois	13
7	Avellini, Bob	QB	6-2	209	8/28/53	10	Maryland	2
84	Baschnagel, Brian	WR	5-11	185	1/8/54	9	Ohio State	16
79	Becker, Kurt	G	6-5	270	12/22/58	3	Michigan	16
25	Bell, Todd	S	6-1	205	11/28/58	4	Ohio State	15
62	Bortz, Mark	G	6-6	271	2/12/61	2	Iowa	16
54	Cabral, Brian	LB	6-1	227	6/23/56	6	Colorado	16
31	Chatman, Cliff	RB	6-2	226	3/13/59	2	C. Oklahoma	0
74	Covert, Jim	T	6-4	283	3/22/60	2	Pittsburgh	16
95	Dent, Richard	DE	6-5	253	12/13/60	2	Tennessee State	16
22	Duerson, Dave	S	6-1	205	11/28/60	2	Notre Dame	16
88	Dunsmore, Pat	TE	6-3	237	10/2/59	2	Drake	16
64	Fada, Rob	G	6-2	272	5/7/61	2	Pittsburgh	5
45	Fencik, Gary	S	6-1	193	6/11/54	9	Yale	8
24	Fisher, Jeff	CB	5-11	190	2/25/58	4	Southern Cal	8
21	Frazier, Leslie	CB	6-0	189	4/3/59	4	Alcorn State	16
71	Frederick, Andy	T	6-6	269	7/25/54	9	New Mexico	16
4	Fuller, Steve	QB	6-4	195	1/5/57	6	Clemson	0
83	Gault, Willie	WR	6-0	178	9/5/60	2	Tennessee	16
29	Gentry, Dennis	RB	5-8	184	2/10/59	3	Baylor	15
99	Hampton, Dan	DT	6-5	266	9/19/57	6	Arkansas	11
90	Harris, Al	DE	6-5	253	12/31/56	6	Arizona State	12
73	Hartenstine, Mike	DE	6-3	258	7/27/53	10	Penn State	16
63	Hilgenberg, Jay	C	6-3	255	3/21/59	4	Iowa	16
32	Hutchison, Anthony	RB	5-10	186	2/4/61	2	Texas Tech	16
72	Janata, John	T	6-7	274	4/10/61	2	Illinois	16
98	Keys, Tyrone	DE	6-7	267	10/24/59	2	Mississippi St.	14
82	Margerum, Ken	WR	5-11	178	10/5/58	4	Stanford	15
85	McKinnon, Dennis	WR	6-1	185	8/22/61	2	Florida State	16
9	McMahon, Jim	QB	6-1	185	8/21/59	3	Brigham Young	14
76	McMichael, Steve	DT	6-2	263	10/17/57	5	Texas	16
87	Moorehead, Emery	TE	6-2	225	3/22/54	8	Colorado	16
67	Norman, Tim	G	6-6	273	7/10/59	1	Illinois	1
68	Osborne, Jim	DT	6-3	259	9/7/49	13	Southern	16
34	Payton, Walter	RB	5-10	202	7/25/54	10	Jackson State	16
20	Potter, Kevin	S	5-10	183	12/19/59	2	Missouri	8
53	Rains, Dan	LB	6-1	222	4/26/56	3	Cincinnati	15
27	Richardson, Mike	CB	6-0	188	5/23/61	2	Arizona State	16
81	Saldi, Jay	TE	6-3	227	10/8/54	9	South Carolina	13
44	Schmidt, Terry	CB	6-0	185	5/28/52	11	Ball State	13
57	Simmons, David	LB	6-4	238	1/19/57	4	North Carolina	13
50	Singletary, Mike	LB	6-0	228	10/9/58	4	Baylor	16
19	Stachowicz, Ray	P	6-0	192	3/6/59	3	Michigan St.	2
26	Suhey, Matt	RB	5-11	216	7/7/58	5	Penn State	16
16	Thomas, Bob	K	5-10	177	8/7/52	9	Notre Dame	16
33	Thomas, Calvin	RB	5-11	235	1/7/60	3	Illinois	13
78	Van Horne, Keith	T	6-7	276	11/6/57	4	Southern Cal	14
80	Watts, Rickey	WR	6-1	213	5/6/57	5	Tulsa	4
43	Williams, Walt	CB	6-1	184	7/10/56	8	New Mexico	15
55	Wilson, Otis	LB	6-2	231	9/15/57	5	Louisville	16

1984 CHICAGO BEARS NEWCOMER ROSTER

No.	Name	Pos.	Ht.	Wt.	Birth-date	How Acq.	College
14	Abbott, Vince	K	5-11	206	5/31/58	FA	Cal State
92	Anderson, Brad	WR	6-2	196	1/21/61	D8	Arizona
60	Andrews, Tom	T-C	6-4	261	1/11/62	D4	Louisville
13	Bass, Mike	K	6-0	215	6/1/60	FA	Illinois
97	Butkus, Mark	DT	6-4	260	12/3/61	D11	Illinois
30	Cameron, Jack	DB	6-0	182	11/5/61	FA	Winston Salem
18	Carpenter, Dean	K	5-10	167	10/6/59	FA	U. of Chicago
12	Casate, Mark	QB	6-2	222	9/17/62	D9	Montclair St.
31	Chatman, Cliff	RB	6-2	226	3/13/59	FA	C. Oklahoma
11	Clark, Steve	K	5-7	163	12/16/60	FA	S. Mississippi
96	Connor, Steve	DT	6-1	257	10/5/61	FA	Azusa Pacific
37	Daugherty, Ron	WR	6-3	186	3/17/58	FA	Northeastern Il.
35	Dural, Junius	WR	5-10	182	5/9/61	FA	Louisiana
4	Fuller, Steve	QB	6-4	195	1/5/57	T-Rams	Clemson
23	Gayle, Shaun	DB	5-11	191	3/8/62	D10b	Ohio State
86	Harper, Steve	TE	6-5	212	7/10/59	FA	Brigham Young
36	Hogan, Willie	DB	5-10	183	3/29/61	FA	Colorado State
75	Humphries, Stefan	G	6-3	265	1/20/62	D3	Michigan
94	Jensen, Chris	WR	6-1	192	5/11/60	FA	Lake Forest
49	Jordan, Donald	FB	6-0	210	2/9/62	D12	Houston
17	Kaifes, Eric	P	6-3	221	7/16/60	FA	So. Methodist
52	Long, Matt	C	6-2	262	3/16/61	FA	San Diego St.
58	Marshall, Wilber	LB	6-1	225	4/18/62	D1	Florida
48	Morris, Raymond	LB	5-11	234	6/8/61	FA	Texas El Paso
91	Moy, Sylvester	WR	6-0	192	7/1/59	FA	Grambling
15	Renner, William	P	6-0	192	5/23/59	FA	Virginia Tech
59	Rivera, Ron	LB	6-3	244	1/7/62	D2	California
38	Robertson, Nakita	RB	5-11	211	5/18/61	D7	C. Arkansas
46	Rogan, Dennis	RB	5-10	186	1/3/61	FA	Weber State
39	Schilem, Daryl	LB	6-3	235	9/17/61	FA	Wisconsin
6	Schonert, Steve	K	5-8	173	4/30/60	FA	Northern Iowa
10	Sroka, Roberto	K	5-11	185	4/15/57	FA	Arizona
81	Tilley, Chris	WR	5-9	165	5/22/61	FA	Louisiana Tech
93	Vestman, Kurt	TE	6-3	232	7/5/60	D10a	Idaho
70	Williams, Charles	DE	6-4	250	12/01/60	FA	Illinois St.



American National Bank

33 North LaSalle / LaSalle at Wacker 60690 / Phone (312) 661-5000

We're the bank for business.

SOLDIER FIELD

Home to the Chicago Bears for 14 years, Soldier Field was opened for use in 1924 as 45,000-seat Municipal Grant Park Stadium.

The Bears home has undergone reconstruction and renovation since the '78 campaign which has included new lighting, new playing surface, lockerrooms, and rebuilding of the stadium's seating area—new chairback, arm-rest seats and new sightlines.

Following the 1981 season, the project was completed with the rebuilding of the remaining seating area, new concourses with new restrooms and concession areas, press box, deluxe sky boxes, and scoreboard.

The first football game played on its field was Nov. 22, 1924 as a capacity crowd watched Notre Dame edge Northwestern 13-6. It hosted the first boxing event which drew a gate of over \$2.5 million (1927; Dempsey-Tunney), the first ski meet held in a stadium and the all-time largest football crowd (123,000). The largest crowd for any event in the history of Soldier Field was 260,000 on Sept. 8, 1954 for the religious Marian Year Tribute.

The new 100,000-seat stadium was dedicated November 27, 1926, with Army battling Navy to a 21-21 tie. The all-time collegiate attendance record of 123,000 plus was established Nov. 26, 1927 as Notre Dame beat Southern Cal 7-6.

In the first professional game at the then mammoth stadium, the Bears defeated the Chicago Cardinals 10-0 in 1926.

The Bears began using the facility as a regular season home Sept. 19, 1971 when capacity was cut to 57,000 to bring season ticketholders closer to the field. The new capacity is 65,793.

Plans for the stadium were begun in 1919 as a memorial to the soldiers of WWI. Soldier Field stands on 10,000 pile foundations driving an average depth of 62 and one-half feet through fill that replaced the lake waters.

Soldier Field is operated by the Chicago Park District.

HALAS HALL

Located on the picturesque campus of Lake Forest College, Halas Hall is the Bears year-round home to the team's players, coaches, training and equipment staffs, and film, marketing, personnel, media and community relations departments.

Named to honor the late George S. Halas, the Bears founder and one of the pioneers of the present day NFL, the building is dedicated to the memory of George Halas, Jr., who died Dec. 16, 1979.

Halas Hall was opened to the players in September of '79. Coaches and other staff members moved into the top of the three-level complex in November. Finishing touches were completed in May of 1980.

A regulation-sized grass football field and one field some 70 yards long are located 15 yards from the players' lockerrooms.

The building was designed by Allan M. Pickus Architects and built by Pickus Construction of Waukegan, Ill.

The lower floor of the building houses team meeting rooms, a player lounge, racquetball court, rookie lockers and shower areas, storage and utility rooms. The central floor features the lockerroom, showers, sauna, training and weight rooms, coaches' lockerroom, equipment rooms, laundry, photo lab, and media workrooms.

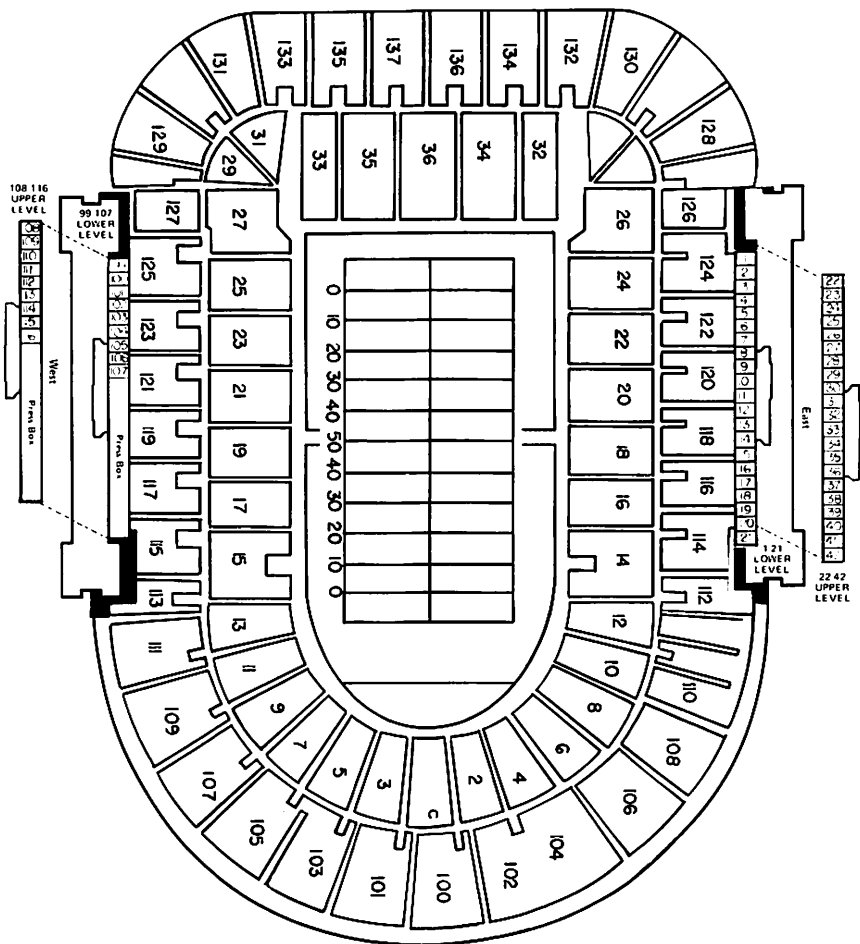
The top floor holds the reception areas, staff offices along with work rooms including duplicating room and computer department.

DIRECTIONS TO...

FROM THE LOOP—Take Edens Expressway (41) north to Lake Forest exiting north to Lake Forest on Deerpath Road east through business district to turn south on Washington to 250 N. Washington Road.

FROM O'HARE AIRPORT—Take 294 North to Town Line Road (Hwy. 60). Take 60 east to where it deadends into 41. Go north approximately 200 yards to the Deerpath Road exit. Proceed as above.

SOLDIER FIELD SEATING PLAN (By Section Number)



GEORGE S. HALAS

February 2, 1895–October 31, 1983

Leading the Chicago Bears for more than a half-century, George S. Halas, the team's founder and head coach for 40 years, was one of the most enduring personalities in sports history. Halas was active in the Bears since 1920 when he founded the team and 1984 represents the 65th year since the Bears came into being as the Decatur Staleys. No other football coach, professional or college, has equalled his personal winning record. The 40 years he had been coach break down into four separate tenures: 1920-29, 1933-42, 1946-55 and 1958-67. In those years, the Bears won 326 games, including playoff wins.

Halas was born and raised on Chicago's west side, prepped at Crane Tech High School before attending the University of Illinois where he earned a B.S. degree and lettered in football, basketball and baseball. After graduation in 1918, he went into the Navy for the first of his two tours of duty. He was named player of the game in the 1919 Rose Bowl as an end on that Great Lakes team that beat the Marines 17-0. A commander when he left active duty in 1946, Halas retired as a captain in the Naval Reserve. He was also awarded the Distinguished Citizens Award, the highest honor the Navy can bestow on a civilian.

After leaving the Navy, Halas played right field for the New York Yankees. A hip injury shortened his baseball career. Halas went to work for a Decatur, Illinois corn products firm owned by an enthusiastic sports fan, Mr. A. E. Staley. Mr. Staley, who sponsored a semi-pro football team and later that summer, commissioned Halas to organize an independent football team.

The Decatur Staleys were forerunners of the Bears. In 1921, they were known as the Chicago Staleys and in 1922, the team officially became known as the Chicago Bears.

PRO CAREER: As a player, Halas set an NFL record that stood for 49 years. He ran 98 yards for a TD with a Jim Thorpe fumble in a 26-0 win over the Oorang Indians at Wrigley Field November 4, 1923. He played end for the Bears from 1920-29; he was named to the NFL All-Pro squad of the 1920's.

PRO COACHING CAREER: Four times, Halas interrupted his coaching activities of his own volition. He turned over the leadership to Ralph Jones from 1930 through 1932. When he left for the U.S. Navy on November 1, 1942, Luke Johnsos and "Hunk" Anderson shared head coaching responsibilities through '45. John "Paddy" Driscoll coached in 1956-57. Coincidentally, in '33 and again in '46 when Halas resumed duties after having been away, his Bears' won world championships immediately. During the 1940's, Halas' teams reached the height of its power with four straight Western Conference titles; three world championships; a fantastic four-season record (including preseason games) of 62 wins, 7 losses, 1 tie for a winning percentage of .899; 2,164 points against 842. The 1940 team, which defeated the Washington Redskins 73-0 for the world championship, was voted the greatest professional team of all time by the National Academy of Sports Editors in 1963. Resuming coaching in 1958, Halas needed a little more time to develop another championship and in 1963, the Bears won their eighth championship. The Associated Press, The Sporting News, and the United Press International named him Coach-of-the-Year after the 1963 and 1965 seasons. He is a charter member of the Pro Football Hall of Fame. He retired from coaching May 27, 1968.

HALAS HALLMARKS

NO. 1 WINNING COACH OF ALL TIME

NAME & SEASONS ACTIVE	WON	LOST	TIED	PCT.
GEORGE S. HALAS (40)	326	151	30	.673
Paul (Bear) Bryant (38)	323	85	17	.780
A. A. Stagg (57)	314	199	35	.605
Eddie Robinson (40)	313	101	15	.756
Glenn (Pop) Warner	313	106	32	.729
Wayne (Woody) Hayes (33)	238	72	10	.759
E. L. (Curly) Lambeau (33)	234	135	23	.626

HALAS' BEARS RECORDS

As Player

Longest run with opponent's fumble: 98 yards (TD) 11/4/23

ALL-TIME COACHING RECORDS

Most wins: 326

Most consecutive regular season wins without defeat: 23-0-1 (1941-43); tied with old Canton Bulldogs

Most consecutive wins (all games): 18 (1933-34) & (1941-42)

Most consecutive regular season victories: 17 (1933-34)

BEAR COACHING RECORDS

Most wins: 326

Most regular season wins; consecutive: 23 (1941-43)

Most consecutive wins (including playoffs): 18 (1933-34) & (1941-43)

Most consecutive wins (all games): 30 (1932-33)

Most World Champions: 6 (1921, 1933, 1940-41, 1946, 1963)

RECORDS INTRODUCTION

When the National Football League was formed in 1920, probably the last thing the founders had to worry about was the compiling of statistics and records. Accordingly, a complete statistical history of the league, dating from 1920, is an impossibility. However, here are some reference points for when various statistical categories were first compiled officially.

Scoring: Scores of all games are available starting in 1920, for purposes of records, however, totals date from 1932. Individual scoring statistics also date from 1932. Extra point and field goal attempts start in 1937.

Rushing: Statistics begin in 1932.

Passing: Statistics begin in 1932. Until 1947, what is now called "yards lost attempting to pass" was recorded in the rushing statistics. From 1947 to 1951, "yards lost attempting to pass" was recorded, but was not included in either the net rushing or the net passing yardage totals (and consequently was not a part of "total net yards gained"). Starting in 1952, passing yardage team totals include "yards lost attempting to pass," although sacks were not recorded before 1963. Lateral passes were maintained as a separate category until 1950, at which time yardage gained or lost as a result of lateral passes was included in the category initiating the action (e.g., rushing).

Pass Receiving: Statistics begin in 1932.

Interceptions By: Individual statistics begin in 1940, but individual touchdowns are available from 1932. Team totals for interceptions and touchdowns start in 1932, and team yardage totals start in 1940.

Punting: Complete seasonal statistics begin in 1939, although frequently during the period 1933-1938 individual and/or team punting totals are listed on official score blanks. Such game totals are included as official records, where applicable.

Punt Returns: Complete individual totals date from 1941, although team yardage figures date from 1936. Touchdowns are available since 1932.

Kickoff Returns: Complete individual totals date from 1941, although team yardage figures date from 1940. Touchdowns are available since 1932.

Fumbles: Individual totals start in 1945. Team totals for fumbles and for total fumbles recovered begin in 1935, and the breakdown of own and opponents' recoveries dates from 1938.

First Downs: Statistics begin in 1933, while the rushing—passing—by penalty breakdown commences in 1939 (although some games in 1937-1938 include this information).

Penalties: Yards penalized dates from 1936, penalties start in 1941.

Long Plays: Since the "Long" category was not always listed on official score blanks (longest run, longest punt, etc.), an attempt has been made to verify reports of long plays through newspaper accounts—even if they are not listed on the official sheets. Reliable newspaper findings have been included in this record section.

Soldier Field Records

(Since Bears moved there in 1971)

LONGEST RUN FROM SCRIMMAGE

Bears — 73 Walter Payton vs Detroit, 9/18/77
Opp. — 67 Sherman Smith, Seattle 11/5/78

LONGEST FORWARD PASS

Bears — 89 Vince Evans to Rickey Watts vs Vikings 9/21/80
Opp. — 79 Bob Griese to Nat Moore, Miami 11/2/75

LONGEST PUNT

Bears — 81 Bob Parsons vs New England 12/4/82
Opp. — 69 Herman Weaver, Detroit 9/12/76
69 Neil Clabo, Minnesota 11/20/77

LONGEST PUNT RETURN

Bears — 88 Jeff Fisher vs Tampa Bay 9/20/81
Opp. — 77 Lee Nelson, St. Louis 12/16/79

LONGEST KICKOFF RETURN

Bears — 95 Ike Hill vs Houston 10/28/73
Opp. — 62 Dave Hampton, Green Bay 11/7/71
62 Ron Jessie, Detroit, 10/1/72

LONGEST INTERCEPTION RETURN

Bears — 92 Todd Bell vs Detroit 11/22/81
Opp. — 99 Rick Sanford, New England 12/4/82

LONGEST FIELD GOAL

Bears — 51 John Roveto vs Detroit 11/21/82
Opp. — 52 Fred Cox, Minnesota 10/27/75

THE LAST TIME

Punt Returned for TD —

By Bears — Dennis McKinnon at Green Bay, 12/4/83, 59 yards.
By Opp. — Leroy Irvin, Los Angeles, 9/28/81, 55 yards.

Punt Blocked for TD —

By Bears — Ross Brubacher vs Oakland, 12/17/72, recovered in endzone.
By Opp. — Nolan Cromwell, Los Angeles, blocked punt; Jim Jodat, Los Angeles, 11/11/79, 13 yards.

Opponents' Fumble Returned for TD —

By Bears — Mike Hartenstine, 11/20/83, 10 yards.
By Opp. — Matt Blair, Minnesota, 9/25/78, 49 yards.

Intercepted Pass Returned for TD —

By Bears — Leslie Frazier vs Denver, 10/2/83, 11 yards.
By Opp. — Johnnie Poe, New Orleans, 9/18/83, 31 yards.

Kickoff Returned for TD —

By Bears — Dave Williams at Detroit, 11/27/80, 95 yards.
By Opp. — Billy Johnson, Houston, 11/6/77, 76 yards.

Shut Out —

By Bears — vs Buccaneers, 11/20/83, 27-0.
By Opp. — vs Saints, 9/19/82, 10-0.

Field Goal Blocked for TD —

By Bears — Virgil Livers vs Raiders, 10/1/78, blocked field goal; Mike Spivey ran 71 yards with rebound.
By Opp. — Alan Page at Green Bay, 9/7/80, blocked field goal; Chester Marcol ran 25 yards with rebound.

Individual Records

SERVICE

Seasons, Active Player

- 14 Bill George, 1952-65
Doug Buffone, 1966-79
- 13 George Trafton, 1920-32
Clyde (Bulldog) Turner, 1940-52

Consecutive Seasons, Active Player

same as above

Games, Lifetime

- 186 Doug Buffone, 1966-79
- 186 Bob Parsons, 1972-83
- 161 Bobby Joe Green, 1962-73

Consecutive Games, Lifetime

- 167 Bob Parsons, 1972-83
- 142 Doug Buffone, 1966-76
- 136 Richie Petitbon, 1959-68

Seasons, Head Coach

- 40 George Halas, 1920-29, 33-42,
46-55, 58-67
- 4 Hunk Anderson/Luke Johnsos
(co-coaches), 1942-45
Jim Dooley, 1968-71
Neill Armstrong, 1978-81

SCORING

Points, Lifetime

- 541 George Blanda, 1949-58
(5-td, 247-xp, 88-fg)
- 528 Bob Thomas, 1975-83
(210-xp, 106-fg)
- 522 Walter Payton, 1975-82 (87-td)
- 456 Mac Percival, 1967-73 (159-xp, 99-fg)

Points, Season

- 132 Gale Sayers, 1965 (22-td)
- 109 Johnny Lujack, 1950
(11-td, 34-xp, 3-fg)
- 100 Mac Percival, 1968 (25-xp, 25-fg)

Points, Game

- 36 Gale Sayers, 12/12/65
- 24 7 Players Tied

Consecutive Games, 1+ Points

- 83 George Blanda, 10/28/51-11/9/58
- 34 Johnny Lujack, 9/26/48-12/3/50
- 24 Jack Manders, 9/24/33-12/2/34

Touchdowns

Touchdowns, Lifetime

- 87 Walter Payton, 1975-83 (78-rush, 9-rec.)
- 59 Rick Casares, 1955-64
(49-rush, 10-rec)
- 56 Gale Sayers, 1965-71
(39-rush, 9-rec, 8-ret)

Touchdowns, Season

- 22 Gale Sayers, 1965
(14-rush, 6-rec, 2-ret)
- 16 Walter Payton, 1977 (14-rush, 2-rec)
Walter Payton, 1979 (14-rush, 2-rec)
- 14 Rick Casares, 1956 (12-rush, 2-rec)

Touchdowns, Game

- 6 Gale Sayers, 12/12/65
(4-rush, 1-rec, 1-ret)
- 4 7 Players Tied

Consecutive Games, 1+ Touchdowns

- 8 Rick Casares, 11/1/59-9/25/60
- 7 Ken Kavanaugh, 11/2/47-12/14/47
Willie Galimore, 9/28/58-11/9/58
Gale Sayers, 10/26/69-12/6/69
Walter Payton, 10/3/76-11/14/76

Extra Points

Extra Points, Lifetime

- 247 George Blanda, 1949-58
- 210 Bob Thomas, 1975-83

Extra Points, Season

- 52 Roger Leclerc, 1965
- 45 George Blanda, 1956

Extra Points, Game

- 8 Bob Snyder, 11/14/43
- 7 10 Players Tied

Extra Points Attempted, Lifetime

- 250 George Blanda, 1949-58
- 231 Bob Thomas, 1975-83
- 162 Mac Percival, 1967-73

Extra Points Attempted, Season

- 52 Ray (Scooter) McLean, 1947
Roger Leclerc, 1965
- 47 George Blanda, 1956
- 46 Johnny Lujack, 1948

Extra Points Attempted, Game

- 9 Bob Thomas, vs. G.B., 12/7/80
- 8 Bob Snyder, vs. NY., 11/14/43
George Blanda, vs. Balt., 10/21/56
Roger Leclerc, vs. Balt., 11/25/62

Consecutive Extra Points, Lifetime

- 156 George Blanda, 10/28/51-10/21/56
- 143 Mac Percival, 11/19/67-11/4/73

Extra Points (no misses), Season

- 52 Roger Leclerc, 1965
- 37 George Blanda, 1955

Extra Points (no misses), Game

- 8 Bob Snyder, 11/14/43
- 7 8 Players Tied

Field Goals

Field Goals, Lifetime

- 106 Bob Thomas, 1975-83
99 Mac Percival, 1967-73
88 George Blanda, 1949-58

Field Goals, Season

- 25 Mac Percival, 1968
20 Mac Percival, 1970

Field Goals, Game

- 5 Roger Leclerc, 12/3/61
Mac Percival, 10/20/68
4 Roger Leclerc, 11/17/63
Mac Percival, 10/27/68
Mac Percival, 11/15/70
Bob Thomas, 10/3/76

Field Goals Attempted, Lifetime

- 201 George Blanda, 1949-58
182 Mac Percival, 1967-73

Field Goals Attempted, Season

- 36 Mac Percival, 1968
34 Mac Percival, 1970

Field Goals Attempted, Game

- 7 Roger Leclerc, 11/17/63
6 George Blanda, 11/3/57

Consecutive Field Goals, Lifetime

- 10 Mac Percival, 10/20/68-11/3/68
Bob Thomas, 12/18/77-10/1/78
8 Roger Leclerc, 11/8/64-11/26/64

Consecutive Games, 1+ Field Goals

- 12 George Blanda, 11/11/56-11/3/57
10 George Blanda, 11/14/54-11/20/55
Mac Percival, 10/13/68-12/15/68

Longest Field Goal

- 55 Bob Thomas, 11/23/75
52 Lee Artoe, 10/27/40
51 John Roveto, 11/21/82

Percentage, Lifetime (25+)

- 59.9 Bob Thomas, 1975-83, 106 of 177
54.4 Mac Percival, 1967-73, 99 of 182
51.4 Roger Leclerc, 1960-66, 75 of 146

Percentage, Season (10+)

- 77.3 Bob Thomas, 1978, 17 of 22
72.2 Bob Thomas, 1980, 13 of 18
69.4 Mac Percival, 1968, 25 of 36

Field Goals (no misses), Game

- 5 Roger Leclerc, 12/3/61
Mac Percival, 10/20/68
4 Mac Percival, 10/27/68
Bob Thomas, 10/3/76

Safeties

Safeties, Lifetime

- 1 By many players

RUSHING

Attempts

Attempts, Lifetime

- 2,666 Walter Payton, 1975-83
1,386 Rick Casares, 1955-67
991 Gale Sayers, 1965-71

Attempts, Season

- 369 Walter Payton, 1979
339 Walter Payton, 1977
Walter Payton, 1981
333 Walter Payton, 1978

Attempts, Game

- 40 Walter Payton, 11/20/77
38 Walter Payton, 11/26/81
36 Walter Payton, 11/7/76
Walter Payton, 10/25/81

Yardage

Yards Gained, Lifetime

- 11,625 Walter Payton, 1975-83
5,657 Rick Casares, 1955-64
4,956 Gale Sayers, 1965-71

Seasons, (1,000+)

- 7 Walter Payton, 1976, 77, 78, 79, 80, 81, 83
2 Gale Sayers, 1966, 69
1 Beattie Feathers, 1934
Rick Casares, 1956

Yards Gained, Season

- 1,852 Walter Payton, 1977
1,610 Walter Payton, 1979
1,460 Walter Payton, 1980

Yards Gained, Game

- 275 Walter Payton, 11/20/77
205 Walter Payton, 10/30/77
Gale Sayers, 11/3/68

100-Yard Rushing Games

11/20/77	Walter Payton	40-275	12/5/76	Walter Payton	27-183
10/30/77	Walter Payton	23-205	9/9/79	Walter Payton	23-182
11/3/68	Gale Sayers	24-205	9/16/62	Willie Gailmore	22-181
12/18/66	Gale Sayers	17-197	11/26/81	Walter Payton	38-179
11/13/77	Walter Payton	33-192	11/27/66	Gale Sayers	19-172
12/16/56	Rick Casares	17-190	12/11/77	Walter Payton	32-163
9/14/80	Walter Payton	18-183	10/29/78	Walter Payton	23-162

100-Yard Rushing Games (cont.)

9/18/83	Walter Payton	28-161	11/6/55	Rick Casares	16-115
9/18/77	Walter Payton	23-160	12/9/79	Walter Payton	25-115
10/16/78	Walter Payton	22-157	10/21/34	Beattie Feathers	7-114
12/16/79	Walter Payton	33-157	10/16/60	Johnny Morris	7-114
10/28/34	Beattie Feathers	15-155	11/2/58	Rick Casares	23-113
10/7/79	Walter Payton	39-155	11/9/58	Rick Casares	15-113
10/20/57	Willie Galimore	24-153	11/28/65	Gale Sayers	13-113
9/19/76	Walter Payton	28-148	12/12/65	Gale Sayers	9-113
12/18/83	Walter Payton	30-148	9/17/72	Jim Harrison	20-113
10/17/76	Walter Payton	27-145	11/4/79	Walter Payton	22-113
10/29/44	Al Grygo	13-144	10/21/51	Kayo Dottley	16-112
11/26/78	Roland Harper	25-144	10/14/56	Rick Casares	21-112
10/27/68	Gale Sayers	18-143	12/1/68	Brian Piccolo	21-112
10/15/67	Gale Sayers	22-142	11/9/69	Gale Sayers	28-112
10/2/39	Joe Maniaci	12-141	11/20/83	Matt Suhey	19-112
10/10/76	Walter Payton	19-141	12/6/81	Walter Payton	33-112
9/30/34	Beattie Feathers	2-140	11/12/39	Bill Osmanski	18-111
10/2/77	Walter Payton	19-140	11/22/59	Rick Casares	21-111
10/7/56	Rick Casares	24-139	10/21/79	Walter Payton	23-111
11/24/77	Walter Payton	20-137	10/19/75	Mike Adamle	17-110
10/9/55	John Hoffman	18-135	11/28/76	Walter Payton	27-110
12/21/75	Walter Payton	25-134	10/26/69	Gale Sayers	15-109
9/16/79	Walter Payton	22-134	11/14/76	Walter Payton	18-109
10/6/80	Walter Payton	28-133	11/5/78	Walter Payton	18-109
10/7/34	Beattie Feathers	14-132	1/2/83	Walter Payton	26-109
11/4/56	Rick Casares	25-132	10/28/56	Perry Jeter	16-108
11/13/83	Walter Payton	23-131	11/11/56	John Hoffman	18-108
12/10/67	Gale Sayers	20-131	9/29/68	Gale Sayers	16-108
12/7/80	Walter Payton	22-130	11/9/80	Walter Payton	17-107
12/20/80	Walter Payton	29-130	10/25/81	Walter Payton	36-107
12/3/44	Hank Margarita	9-129	10/9/66	Gale Sayers	18-106
12/17/72	Bobby Douglass	14-127	11/20/83	Walter Payton	22-106
11/12/78	Walter Payton	23-127	11/25/45	George McAfee	5-105
10/10/77	Walter Payton	24-126	10/28/51	Kayo Dottley	17-105
11/30/69	Gale Sayers	20-126	9/15/68	Gale Sayers	15-105
9/2/79	Walter Payton	36-125	10/6/68	Gale Sayers	15-105
11/26/33	Bronko Nagurski	18-124	11/15/81	Walter Payton	22-105
10/21/56	Rick Casares	22-124	11/16/75	Walter Payton	23-105
11/6/66	Gale Sayers	21-124	11/26/78	Walter Payton	27-105
11/27/80	Walter Payton	18-123	10/3/76	Walter Payton	18-104
10/1/78	Walter Payton	27-123	12/26/82	Walter Payton	20-104
10/16/77	Walter Payton	24-122	11/18/56	Rick Casares	27-104
9/17/50	George Gulyanics	26-121	9/4/83	Walter Payton	20-103
10/5/52	Kayo Dottley	24-121	10/23/72	Jim Harrison	31-103
12/16/62	Joe Marconi	13-121	10/22/39	Joe Maniaci	15-102
12/17/67	Gale Sayers	19-120	10/9/83	Walter Payton	20-102
10/15/39	Bill Osmanski	15-119	12/7/58	Rick Casares	22-102
11/12/50	Chuck Hunsinger	14-119	10/12/80	Walter Payton	23-102
12/5/65	Gale Sayers	16-118	12/4/77	Walter Payton	33-101
11/18/51	Kayo Dottley	17-117	10/10/34	Beattie Feathers	8-101
12/9/56	Rick Casares	25-117	11/29/42	Gary Famiglietti	12-101
11/26/67	Gale Sayers	18-117	10/21/74	Carl Garrett	23-101
10/15/72	Bobby Douglass	11-117	9/3/78	Walter Payton	26-101
11/4/45	Hank Margarita	16-116	10/19/80	Walter Payton	27-101
11/24/57	Rick Casares	28-116	12/11/83	Matt Suhey	17-101
11/2/69	Gale Sayers	20-116	11/20/49	John Hoffman	15-100
11/6/55	Bobby Watkins	14-115	11/4/73	Bobby Douglass	19-100

Games, (100+) Lifetime

- 54 Walter Payton, 1975-83
- 20 Gale Sayers, 1965-71
- 13 Rick Casares, 1955-64
- 5 Beattie Feathers, 1934-37

Consecutive Games, (100+)

- 5 Walter Payton, 11/13/77-12/11/77
- 3 Beattie Feathers, 9/30/34-10/10/34
- Rick Casares, 10/7/56-10/21/56
- Gale Sayers, 11/28/65-12/12/65
- Gale Sayers, 12/10/67-9/15/68
- Gale Sayers, 10/26/69-11/9/69
- Walter Payton, 10/3/76-10/17/76
- Walter Payton, 9/2/79-9/16/79
- Walter Payton, 10/21/79-11/4/79
- Walter Payton, 10/6/80-10/19/80

Games, (100+) Season

- 10 Walter Payton, 1977
- 9 Walter Payton, 1979
- 8 Walter Payton, 1980
- 7 Rick Casares, 1956
- Walter Payton, 1976
- 6 Walter Payton, 1978, 1983
- 5 Beattie Feathers, 1934
- Gale Sayers, 1968

Longest Run From Scrimmage

- 86 Bill Osmanski, (TD) 10/15/39
- 85 Pete Stinchcomb, (TD) 11/20/21
- 82 Beattie Feathers, (TD) 10/10/34

Consecutive Seasons, (1,000+)

- 6 Walter Payton, 1976, 77, 78, 79, 80, 81

Games, (200+) Season

- 2 Walter Payton, 1977

Games, (200+) Career

- 2 Walter Payton, 1975-83

Average Gain**Average Gain, Lifetime (250+)**

- 6.62 Bobby Douglass, 1969-75
- 5.77 Beattie Feathers, 1934-37
- 5.00 Gale Sayers, 1965-71

Average Gain, Season (100+)

- 9.94 Beattie Feathers, 1934
- 6.87 Bobby Douglass, 1972
- 6.20 Gale Sayers, 1968

Average Gain, Game (10+)

- 11.75 Joe Maniaci, 10/2/39
- 11.59 Gale Sayers, 12/18/66
- 11.18 Rick Casares, 12/16/56

Touchdowns**Touchdowns, Lifetime**

- 78 Walter Payton, 1975-83
- 49 Rick Casares, 1955-64

39 Gale Sayers, 1965-71

26 Hugh Gallarneau, 1941-42 45-47
Willie Galimore, 1957-63

Touchdowns, Season

- 14 Gale Sayers, 1965
- Walter Payton, 1977
- Walter Payton, 1979
- 13 Walter Payton, 1976
- 12 Rick Casares, 1956
- 11 Johnny Lujack, 1950
- Walter Payton, 1978

Touchdowns, Game

- 4 Rick Casares, 10/28/56
- Rick Casares, 12/6/59
- Gale Sayers, 12/12/65
- Bobby Douglass, 11/4/73
- 3 5 Players Tied

Consecutive Games, 1+ TDs

- 7 Gale Sayers, 10/26/69-12/6/69
- Walter Payton, 10/3/76-11/14/76
- 6 Beattie Feathers, 9/30/34-10/28/34
- Johnny Lujack, 10/1/50-11/12/50
- Rick Casares, 11/1/59-12/6/59
- Gale Sayers, 11/14/65-12/19/65

PASSING**Rating, Lifetime (400+ passes)**

- 78.5 Jim McMahon, 1982-83
- 75.0 Sid Luckman, 1939-50
- 73.4 Bill Wade, 1961-66
- 72.8 Rudy Bukich, 1958-59, 62-68

Rating, Season (100+)

- 107.8 Sid Luckman, 1943
- 95.5 Sid Luckman, 1941
- 93.7 Bill Wade, 1961

Passes**Passes, Lifetime**

- 1,744 Sid Luckman, 1939-50
- 1,407 Bill Wade, 1961-66
- 1,246 Ed Brown, 1954-61

Passes, Season

- 436 Vince Evans, 1981
- 412 Bill Wade, 1962
- 385 Jack Concannon, 1970
- 362 George Blanda, 1953

Passes, Game

- 57 Bill Wade, 10/25/64
- 52 Johnny Lujack, 10/23/49
- 50 Jack Concannon, 12/20/70

Completions**Completions, Lifetime**

- 904 Sid Luckman, 1939-50
- 767 Bill Wade, 1961-66
- 607 Ed Brown, 1954-61

300-Yard Passing Games

12/11/49 Johnny Lujack	39-24-468	10/29/50 Johnny Lujack	39-20-331
11/18/62 Bill Wade	46-28-466	10/8/61 Bill Wade	25-13-330
11/14/43 Sid Luckman	32-21-433	11/25/62 Bill Wade	32-23-328
10/17/54 George Blanda	47-21-359	10/11/59 Ed Brown	29-14-323
10/14/62 Bill Wade	34-18-356	11/19/61 Bill Wade	34-18-323
12/17/61 Bill Wade	34-23-355	10/25/64 Bill Wade	57-33-321
12/12/65 Rudy Bukich	32-16-347	10/23/49 Johnny Lujack	52-29-319
10/19/47 Sid Luckman	26-18-342	10/21/62 Bill Wade	26-13-318
9/20/64 Bill Wade	31-23-341	12/7/80 Vince Evans	22-18-316
10/24/54 George Blanda	46-28-338	10/12/47 Sid Luckman	25-14-314
12/13/70 Jack Concannon	34-21-338	10/4/81 Vince Evans	26-43-307
11/19/67 Jack Concannon	24-11-336	12/13/53 George Blanda	37-20-306
10/25/53 George Blanda	47-23-334	12/6/69 Virg Carter	49-31-301
10/9/60 Ed Brown	21-13-333		

Completions, Season

225	Bill Wade, 1962
195	Vince Evans, 1981
194	Jack Concannon, 1970
192	Bill Wade, 1963

Completions, Game

33	Bill Wade, 10/25/64
31	Virgil Carter, 12/6/69
29	Johnny Lujack, 10/23/49

Completion Percentage

Completion Percentage, Lifetime (250+ comp.)

58.4	Jim McMahon, 1982-83, 295 of 505
54.5	Bill Wade, 1961-66, 767 of 1,407
54.0	Rudy Bukich, 1958-59, 62-68, 474 of 878
51.8	Sid Luckman, 1939-50, 904 of 1,744

Completion Percentage, Season (60+)

61.9	Rudy Bukich, 1964, 99 of 160
59.3	Jim McMahon, 1983, 175 of 295
57.1	Sid Luckman, 1941, 68 of 119
	Ed Brown, 1956, 96 of 168
	Jim McMahon, 1982, 120 of 210

Completion Percentage, Games (10+)

86.7	Bob Williams, 10/12/52, 13 of 15
83.3	Gene Ronzani, 10/22/44, 10 of 12
	Ed Brown, 11/20/55, 15 of 18
	Bill Wade, 11/8/64, 10 of 12

Yards Passing

Yards Passing, Lifetime

14,686	Sid Luckman, 1939-50
9,958	Bill Wade, 1961-66
9,698	Ed Brown, 1954-61

Yards Passing, Season

3,172	Bill Wade, 1962
2,712	Sid Luckman, 1947
2,658	Johnny Lujack, 1949

Games, 300+ Yards, Lifetime

9	Bill Wade, 1961-66
4	George Blanda, 1949-58

Consecutive Games, 300+

2	Sid Luckman, 10/12/47-10/19/47
	George Blanda, 10/17/54-10/24/54
	Bill Wade, 10/14/62-10/21/62
	Bill Wade, 11/18/62-11/25/62

Games, 300+ Yards, Season

4	Bill Wade, 1962
3	Bill Wade, 1961
2	4 Players Tied

Yards Passing, Game

468	Johnny Lujack, 12/11/49
466	Bill Wade, 11/18/62
433	Sid Luckman, 11/14/43

Longest Pass Completion

98	Bill Wade (to John Farrington), (TD) 10/8/61
93	Jack Concannon (to Dick Gordon), (TD) 11/19/67
91	Ed Brown (to Willard Deweall), (TD) 10/16/60

Touchdown Passes

Touchdown Passes, Lifetime

137	Sid Luckman, 1939-50
68	Bill Wade, 1961-66
63	Ed Brown, 1954-61

Touchdown Passes, Season

28	Sid Luckman, 1943
24	Sid Luckman, 1947
23	Johnny Lujack, 1949

Touchdown Passes, Game

7	Sid Luckman, 11/14/43
6	Johnny Lujack, 12/11/49
5	Ray Buivid, 12/5/37

Consecutive Games, 1+ TD Pass

19	Sid Luckman, 11/22/42-11/26/44
14	Sid Luckman, 10/12/47-10/17/48

Passes Had Intercepted

Passes Had Intercepted, Lifetime

- 132 Sid Luckman, 1939-50
- 88 Ed Brown, 1954-61
- 70 George Blanda, 1949-58

Passes Had Intercepted, Season

- 31 Sid Luckman, 1947
- 24 Bill Wade, 1962

Passes Had Intercepted, Game

- 7 Edmund (Zeke) Bratkowski, 10 2:60
- 5 7 Players Tied

Passes (none intercepted), Game

- 46 Bill Wade, 10/11/64
- 39 Vince Evans, 10/25/81
- 38 Bill Wade, 10/4/64

Percentage Intercepted

Lowest Percentage, Lifetime (400+ passes)

- 3.96 Jim McMahon, 1982-83 (20 int.; 505 att.)
- 4.69 Bill Wade, 1961-66 (66 int.; 1,407 att.)
- 5.13 Rudy Bukich, 1958-59, 62-68 (45 int.; 878 att.)
- 5.38 Vince Evans, 1977-81 (42 int.; 780 att.)
- 5.47 Jack Concannon, 1967-71 (52 int.; 951 att.)

Lowest Percentage, Season (100+)

- 2.88 Rudy Bukich, 1965 (9 int.; 312 att.)
- 3.13 Mike Phipps, 1979 (8 int.; 255 att.)
- 3.33 Jim McMahon, 1982 (7 int.; 210 att.)
- 3.37 Bill Wade, 1963 (12 int.; 356 att.)

Average Gain Per Attempt

Average Gain, Lifetime (400+ passes)

- 8.42 Sid Luckman, 1939-50
- 8.23 Bernie Masterson, 1934-40
- 7.79 Johnny Lujack, 1948-51

Average Gain, Season (100+)

- 10.86 Sid Luckman, 1943
- 9.924 Sid Luckman, 1941
- 9.923 Ed Brown, 1956

Average Gain, Game (10+)

- 17.09 Charlie O'Rourke, 11 22:42
- 16.88 Sid Luckman, 10 5:41
- 16.67 Gene Rorzani, 10 22:44

PASS RECEIVING

Pass Receptions, Lifetime

- 356 Johnny Morris, 1958-67
- 328 Walter Payton, 1975-83
- 316 Mike Ditka, 1961-66
- 238 Dick Gordon, 1965-71

Pass Receptions, Season

- 93 Johnny Morris, 1964
- 75 Mike Ditka, 1964

Pass Receptions, Game

- 14 Jim Keane, 10 23:49
- 13 Mike Ditka, 10 25:64

Consecutive Games, 1+

- 49 Mike Ditka, 12 3:61-10 10:65
- 30 Johnny Morris, 12 15:63-9 11:66

Yards Gained

Yards Gained, Lifetime

- 5,059 Johnny Morris, 1958-67
- 4,616 Harlon Hill, 1954-61

Seasons, 1,000+ Yards

- 2 Harlon Hill, 1954, 56
- 1 3 Players Tied

Yards Gained, Season

- 1,200 Johnny Morris, 1964
- 1,128 Harlon Hill, 1956
- 1,124 Harlon Hill, 1954

Games 100+ Yards, Lifetime

- 19 Harlon Hill, 1954-61
- 15 Johnny Morris, 1958-67
- 14 Mike Ditka, 1961-66

Consecutive Games, 100+

- 3 Harlon Hill, 11/11/56-11/25/56
- 2 8 Players Tied

Games, 100+ Yards, Season

- 7 Harlon Hill, 1954
- 6 Harlon Hill, 1956
- Johnny Morris, 1964

Yards Gained, Game

- 214 Harlon Hill, 10 31:54
- 201 Johnny Morris, 11 18:62
- 198 Harlon Hill, 10 21:56

150-Yard Pass Receiving Games

10/31/54	Harlon Hill	7-214	12/15/63	Johnny Morris	8-171
11/18/62	Johnny Morris	10-201	10/25/64	Mike Ditka	13-168
10/21/56	Harlon Hill	9-198	10/25/53	Jim Dooley	6-164
11/25/56	Harlon Hill	7-195	11/20/60	Willard Dewveall	6-163
10/23/49	Jim Keane	14-193	12/14/47	Jim Keane	7-161
11/12/61	Mike Ditka	9-190	11/15/70	Dick Gordon	5-158
11/8/64	Johnny Morris	10-183	12/7/47	George McAfee	9-157
11/19/67	Dick Gordon	4-178	12/9/62	Mike Ditka	6-155
10/29/50	Ken Kavanaugh	8-177	10/30/55	Harlon Hill	8-151
10/19/81	Marcus Anderson	6-176	12/16/51	Gene Schroeder	4-150
12/11/49	John Hoffman	8-174			

Longest Pass Reception

- 98 John Farrington (from Bill Wade)
(TD) 10/8/61
93 Dick Gordon (from Jack Concannon)
(TD) 11/19/67
91 Willard Dewveall (from Ed Brown)
(TD) 10/16/60

Average Gain

Average Gain, Lifetime (75+ rec.)

- 22/38 Ken Kavanaugh, 1940-41, 45-50
21/67 Ray (Scooter) McLean, 1940-47

Average Gain, Season (30+)

- 25/56 Ken Kavanaugh, 1947
24/98 Harlon Hill, 1954

Average Gain, Game (4+)

- 44/75 Dick Gordon, 11/19/67
37/50 Gene Schroeder, 12/16/51

Touchdowns

Touchdowns, Lifetime

- 50 Ken Kavanaugh, 1940-41, 45-50
40 Harlon Hill, 1954-61

Touchdowns, Season

- 13 Ken Kavanaugh, 1947
Dick Gordon, 1970
12 Harlon Hill, 1954
Mike Ditka, 1961

Touchdowns, Game

- 4 Harlon Hill, 10/31/54
Mike Ditka, 10/13/63
3 7 Players Tied

Consecutive Games, 1+ TD

- 7 Ken Kavanaugh, 11/2/47-12/14/47
5 Mike Ditka, 10/22/61-11/19/61

INTERCEPTIONS BY

Interceptions By, Lifetime

- 37 Richie Petitbon, 1959-68
27 Bennie McRae, 1962-70
26 Dave Whitsell, 1961-66

Interception By, Season

- 9 Roosevelt Taylor, 1963
8 Clyde (Bulldog) Turner, 1942
Johnny Lujack, 1948
Richie Petitbon, 1963

Interceptions By, Game

- 3 Hank Margarita, 11/11/45
Johnny Lujack, 9/26/48
Richie Petitbon, 9/24/67
Curtiss Gentry, 11/19/67
Ross Brupbacher, 12/12/76

Consecutive Games, 1+

- 4 Clyde (Bulldog) Turner, 9/27/42-10/18/42
S. J. Whitman, 12/13/53-10/10/54
Ken Gorgal, 10/9/55-10/30/55
Erich Barnes, 10/12/58-11/2/58
Richie Petitbon, 12/10/61-9/23/62
Charlie Ford, 10/28/73-11/18/73

Yards Returned

Yards Returned, Lifetime

- 643 Richie Petitbon, 1959-68
485 Bennie McRae, 1962-70
414 Roosevelt Taylor, 1961-69

Yards Returned, Season

- 212 Richie Petitbon, 1962
182 J. C. Caroline, 1956
172 Don Kindt, 1953
Roosevelt Taylor, 1963

Yards Returned, Game

- 101 Richie Petitbon, 12/9/62
96 Clyde (Bulldog) Turner, 10/26/47
Roosevelt Taylor, 10/20/68
89 Bennie McRae, 10/24/65

Longest Interception Return

- 101 Richie Petitbon, (TD) 12/9/62
96 Clyde (Bulldog) Turner, (TD) 10/26/47
Roosevelt Taylor, (TD) 10/20/68
92 Todd Bell, (TD) 11/22/81

Touchdowns

Touchdowns, Lifetime

- 4 Bennie McRae, 1962-70
3 Richie Petitbon, 1959-68
Roosevelt Taylor, 1961-69

Touchdowns, Season

- 2 Jerry Weatherly, 1950
J. C. Caroline, 1956
Bennie McRae, 1967

Touchdowns, Game

- 1 By many players, Last: Leslie Frazier, 10/2/83

PUNTING

Punts

Punts, Lifetime

- 878 Bob Parsons, 1972-83
833 Bobby Joe Green, 1962-73
343 Ed Brown, 1954-61
243 Fred (Curley) Morrison, 1950-53

Punts, Season

- 114 Bob Parsons, 1981 (NFL)
99 Bob Parsons, 1976
96 Bob Parsons, 1978
93 Bob Parsons, 1975

Punts, Game

- 14 Keith Molesworth, 12/10/33
- 11 Ed Brown, 11/29/59
- Bobby Joe Green, 12/2/73
- Bob Parsons, 12/12/76
- Bob Parsons, 11/22/81

Yards Punting

Yards Punting, Lifetime

- 35,057 Bobby Joe Green, 1962-73
- 34,180 Bob Parsons, 1972-83
- 13,912 Ed Brown, 1954-61
- 10,170 Fred (Curley) Morrison, 1950-53

Yards Punting, Season

- 4,531 Bob Parsons, 1981
- 3,726 Bob Parsons, 1976
- 3,625 Bob Parsons, 1975

Yards Punting, Game

- 517 Keith Molesworth, 12/10/33
- 476 Bob Parsons, 11/6/77
- 471 George Gulyanics, 11/14/48
- 441 Bob Parsons, 10/5/75

Longest Punt

- 94 Joe Lintzenich, 11/16/31
- 81 Bob Parsons, 12/4/82
- 79 George McAfee, 11/17/40
- 78 Sid Luckman, 10/31/43

Average

Average, Lifetime (75+ punts)

- 44.53 George Gulyanics, 1947-52
- 42.09 Bobby Joe Green, 1962-73
- 41.85 Fred (Curley) Morrison, 1950-53

Average, Season (30+ punts)

- 46.47 Bobby Joe Green, 1963
- 44.52 Bobby Joe Green, 1964
- 44.22 George Gulyanics, 1948

Average, Game (4+ punts)

- 57.25 Fred (Curley) Morrison, 11/16/52
- 53.40 Ed Brown, 10/30/60
- 52.43 Bobby Joe Green, 12/1/63

Punts Had Blocked

Punts Had Blocked, Lifetime

- 5 Ed Brown, 1954-61
- Bob Parsons, 1972-83
- 4 Fred (Curley) Morrison, 1950-53

Punts Had Blocked, Season

- 2 Fred (Curley) Morrison, 1953
- Ed Brown, 1960
- Jon Kilgore, 1968
- Bob Parsons, 1977
- Ray Stachowicz, 1983

Punts Had Blocked, Game

- 2 Jon Kilgore, 12/8/68
- Ray Stachowicz, 12/11/83

- 1 By many players. Last:
Bob Parsons, 11/11/79

PUNT RETURNS

Punt Returns, Lifetime

- 112 George McAfee, 1940-41, 45-50
- 104 Johnny Morris, 1958-67
- 103 Steve Schubert, 1975-79

Punt Returns, Season

- 43 Jeff Fisher, 1981
- 42 Virgil Livers, 1975

Punt Returns, Game

- 7 George McAfee, 10/15/50
- Ron Smith, 10/15/72
- Steve Schubert, 12/4/77
- 6 6 Players Tied

Fair Catches

Fair Catches, Lifetime

- 47 Steve Schubert, 1975-79
- 32 Gale Sayers, 1965-71
- 24 Cecil Turner, 1968-73

Fair Catches, Season

- 21 Steve Schubert, 1978
- 20 Jeff Fisher, 1981
- 17 Cecil Turner, 1968

Fair Catches, Game

- 4 Cecil Turner, 10/28/68
- Steve Schubert, 10/8/78
- Steve Schubert, 12/10/78
- 3 7 Players Tied

Yards Returned

Yards Returned, Lifetime

- 1,431 George McAfee, 1940-41, 45-50
- 893 Johnny Morris, 1958-67
- 866 Steve Schubert, 1975-79

Yards Returned, Season

- 509 Jeff Fisher, 1981
- 456 Virgil Livers, 1975
- 417 George McAfee, 1948

Yards Returned, Game

- 134 Gale Sayers, 12/12/65
- 108 George McAfee, 10/10/48
- 102 Ray (Scooter) McLean, 10/11/42

Longest Punt Return

- 89 Ray (Scooter) McLean, (TD) 10/11/42
- 88 Jeff Fisher, (TD) 9/20/81
- 85 Gale Sayers, (TD) 12/12/65

Average Return

Average Return, Lifetime (25+)

- 14.81 Ray (Scooter) McLean, 1940-47
- 14.48 Gale Sayers, 1965-71

Average Return, Season (1+ Per Game)

15.60 Harry Clark, 1943

14.88 Gale Sayers, 1965

Highest Average Return, Game (3+)

36.00 George McAfee, 10/10/48

34.00 Ray (Scooter) McLean, 10/11/42

26.80 Gale Sayers, 12/12/65

Touchdowns**Touchdowns, Lifetime**

3 Ray (Scooter) McLean, 1940-47

Steve Schubert, 1975-79

2 George McAfee, 1940-41, 45-50

Gale Sayers, 1965-71

Steve Schubert, 1975-78

Touchdowns, Season

1 By many players, Last:

Dennis McKinnon, 12/4/83

Touchdowns, Game

1 By many players, Last:

Dennis McKinnon, 12/4/83

KICKOFF RETURNS**Kickoff Returns, Lifetime**

108 Cecil Turner, 1968-73

91 Gale Sayers, 1965-71

85 Ron Smith, 1965, 70-72

Kickoff Returns, Season

31 Cecil Turner, 1971

30 Ron Smith, 1972

Kickoff Returns, Game

8 Brian Baschnagel, 11/6/77

6 Charlie Sumner, 11/27/55

Ron Smith, 11/19/72

Brian Baschnagel, 11/13/77

5 9 Players Tied

Yards Returned**Yards Returned, Lifetime**

2,781 Gale Sayers, 1965-71

2,616 Cecil Turner, 1968-73

2,263 Ron Smith, 1965, 70-72

Yards Returned, Season

924 Ron Smith, 1972

754 Brian Baschnagel, 1976

752 Cecil Turner, 1970

718 Gale Sayers, 1966

Yards Returned, Game

208 Ron Smith, 11/19/72

185 Brian Baschnagel, 11/6/77

178 Ron Smith, 12/17/72

170 Gale Sayers, 10/17/65

Longest Kickoff Return

103 Gale Sayers, (TD) 9/17/67

100 Don Bingham, (TD) 11/18/56

99 Willie Galimore, (TD) 10/4/58

Average Return**Average Return, Lifetime (25+)**

30.56 Gale Sayers, 1965-71

26.62 Ron Smith, 1965, 70-72

25.58 Willie Galimore, 1957-63

24.87 Len Walterscheid, 1977-79

Average Return, Season (1+ per game)

37.69 Gale Sayers, 1967

32.70 Cecil Turner, 1970

31.71 Walter Payton, 1975

Average Return, Game (3+)

52.00 Cecil Turner, 9/19/70

48.67 Dick Gordon, 9/16/66

48.33 Gale Sayers, 12/3/67

Touchdowns**Touchdowns, Lifetime**

6 Gale Sayers, 1965-71

4 Cecil Turner, 1968-73

Touchdowns, Season

4 Cecil Turner, 1970

3 Gale Sayers, 1967

2 Gale Sayers, 1966

Touchdowns, Game

1 By many players, Last:

Dave Williams, 11/27/80

FUMBLES**Fumbles, Lifetime**

35 Rick Casares, 1955-64

34 Willie Galimore, 1957-63

Gale Sayers, 1965-71

28 Bobby Douglass, 1969-75

Fumbles, Season

14 Gary Huff, 1974

13 Carl Garrett, 1973

12 Chick Jagade, 1954

Rudy Bukich, 1965

Fumbles, Game

4 Hugh Gallarneau, 12/1/46

Rudy Bukich, 12/5/65

3 9 Players Tied

Total Fumbles Recovered**Fumbles Recovered, Lifetime**

27 Dick Butkus, 1965-73 (2-own, 25-opp)

21 Joe Fortunato, 1955-66 (21-opp)

17 Bill George, 1952-65 (1-own, 16-opp)

Fumbles Recovered, Season

- 7 Dick Butkus, 1965 (1-own, 6-opp)
- Gary Huff, 1974 (7-own)
- 6 Don Kindt, 1947 (3-own, 3-opp)
- Jack Concannon, 1970 (6-own)

Fumbles Recovered, Game

- 3 Gary Huff, (3-own) 9/15/74
- Virgil Livers, (3-own) 10/5/75
- 2 By many players. Last:
- Mike Singletary, 12/11/83

Own Fumbles Recovered

Own Fumbles Recovered, Lifetime

- 13 Gale Sayers, 1965-71
- 10 Ed Brown, 1954-61
- 9 Johnny Morris, 1958-67
- Ron Bull, 1962-70

Own Fumbles Recovered, Season

- 7 Gary Huff, 1974
- 6 Jack Concannon, 1970
- 5 Bobby Douglass, 1972

Own Fumbles Recovered, Game

- 3 Gary Huff, 9 15 74
- Virgil Livers, 10 5 75

Opponents' Fumbles Recovered

Opponents' Fumbles Recovered, Lifetime

- 25 Dick Butkus, 1965-73
- 21 Joe Fortunato, 1955-66
- 16 Bill George, 1952-65

Opponents' Fumbles Recovered, Season

- 6 Dick Butkus, 1965
- 5 Ed O'Bradovich, 1962
- 4 8 Players Tied

Opponents' Fumbles Recovered, Game

- 2 By many players. Last: Mike Singletary,
- 12/11/83

Yards Returned (Total Fumbles)

Yards Returned, Lifetime

- 128 Charlie Sumner, 1955, 58-60 (128-opp)
- 111 Ed Sprinkle, 1944-55 (1-own, 110-opp)
- 84 Larry Brink, 1954 (84-opp)

Yards Returned, Season

- 101 Charlie Sumner, 1958 (101-opp)
- 84 Larry Brink, 1954 (84-opp)
- 62 Bill Garrett, 1950 (62-opp)

Yards Returned, Game

- 86 Charlie Sumner, 12 7 58
- 84 Larry Brink, 11 28 54
- 62 Bill Garrett, 11 5 50

Yards Returned (Own Fumbles)

Yards Returned, Lifetime

- 36 John Adams, 1959-62
- 24 Ike Hill, 1973-74
- 22 Ron Bull, 1962-70

Yards Returned, Season

- 36 John Adams, 1961
- 24 Ike Hill, 1973
- 21 Ron Bull, 1962

Yards Returned, Game

- 36 John Adams, 11 19 61
- 24 Ike Hill, 11 12 73
- 21 Ron Bull, 11 4 62

Longest Return, Own Fumble

- 36 John Adams, 11 19 61
- 24 Ike Hill, 11 12 73
- 21 Ron Bull, 11 4 62

Yards Returned (Opponents' Fumbles)

Yards Returned, Lifetime

- 128 Charlie Sumner, 1955, 58-60
- 110 Ed Sprinkle, 1944-55
- 84 Larry Brink, 1954

Yards Returned, Season

- 101 Charlie Sumner, 1958
- 84 Larry Brink, 1954
- 62 Bill Garrett, 1950

Yards Returned, Game

- 86 Charlie Sumner, 12 7 58
- 84 Larry Brink, 11 28 54
- 62 Bill Garrett, 11 5 50

Longest Return (Opponents' Fumble)

- 98 George Halas, (TD) 11 4 23
- 86 Charlie Sumner, (TD) 12 7 58
- 84 Larry Brink, (TD) 11 28 54

Touchdowns (Total Fumbles)

Touchdowns, Lifetime

- 2 Fred Evans, 1948 (2-opp)
- Ken Kavanaugh, 1940-41, 45-50 (2-own)
- Ed Sprinkle, 1944-55 (2-opp)
- Mike Ditka, 1961-66 (2-own)

Touchdowns, Season

- 2 Fred Evans, 1948 (2-opp)

Touchdowns, Game

- 2 Fred Evans, (2-opp) 11 28 48
- 1 By many players. Last:
- Alan Page (opp) 12 14 80

Touchdowns (Own Fumbles)

Touchdowns, Lifetime

- 2 Ken Kavanaugh, 1940-41, 45-50
- Mike Ditka, 1961-66

Touchdowns, Season

- 1 By many players

Touchdowns, Game

- 1 By many players. Last:
Johnny Mussó, 11/31/76

Touchdowns (Opponents' Fumbles)

Touchdowns, Lifetime

- 2 Fred Evans, 1948
Ed Sprinkle, 1944-55

Touchdowns, Season

- 2 Fred Evans, 1948

Touchdowns, Game

- 2 Fred Evans, 11/28/48
- 1 By many players. Last:
Alan Page, 12/14/80

TAKEAWAYS

(Interceptions and Opponents' Fumbles Recovered)

Takeaways, Lifetime

- 47 Dick Butkus, 1965-73
(22-int, 25-opp fum rec)
- 44 Richie Petitbon, 1959-68
(37-int, 7-opp fum rec)
- 37 Joe Fortunato, 1955-66
(16-int, 21-opp fum rec)

Takeaways, Season

- 12 Roosevelt Taylor, 1963
(9-int, 3-opp fum rec)
- 11 Dick Butkus, 1965
(5-int, 6-opp fum rec)
- 10 Richie Petitbon, 1963
(8-int, 2-opp fum rec)
Ross Brupbacher, 1977
(7-int, 3-opp fum rec)

Takeaways, Game

- 4 Bill George, 12-int, 2-opp fum rec)
12/3/61
- 3 9 Players Tied

COMBINED NET YARDS GAINED

(Includes Attempts and Yards Gained on Rushes,
Pass Receptions and Returns of Interceptions,
Punts, Kickoffs and Fumbles)

Attempts

Attempts, Lifetime

- 3,011 Walter Payton, 1975-83
- 1,579 Rick Casares, 1955-64
- 1,234 Gale Sayers, 1965-71
- 977 Ron Bull, 1962-70

Attempts, Season

- 400 Walter Payton, 1979
- 383 Walter Payton, 1978
- 380 Walter Payton, 1981
- 373 Walter Payton, 1977
- 363 Walter Payton, 1980
- 327 Walter Payton, 1976

Attempts, Game

- 41 Walter Payton, 11/20/77
Walter Payton, 10/7/79
- 40 Walter Payton, 11/26/81
- 39 Walter Payton, 10/25/81
- 37 Walter Payton, 11/7/76
- 34 Walter Payton, 11/13/77
Walter Payton, 12/11/77

Yards Gained

Yards Gained, Lifetime

- 15,252 Walter Payton, 1975-83
- 9,435 Gale Sayers, 1965-71
- 8,276 Johnny Morris, 1958-67
- 7,308 Rick Casares, 1955-64

Yards Gained, Season

- 2,440 Gale Sayers, 1966
- 2,272 Gale Sayers, 1965
- 2,216 Walter Payton, 1977
- 2,028 Walter Payton, 1983
- 1,923 Walter Payton, 1979
- 1,875 Walter Payton, 1978

Yards Gained, Game

- 339 Gale Sayers, vs. Minn., 12/18/66
- 336 Gale Sayers, vs. S.F., 12/12/65
- 300 Walter Payton, vs. N.O., 12/21/75

Team Records

OFFENSE WON-LOST

+ Winning Percentage, Season

- 1,000 1934 (13 games) 13-0
1942 (11 games) 11-0

- Winning Percentage, Season

- 0/71 1969 (14 games) 1-13

Consecutive Games Won

- 17 Nov. 26, 1933-Dec. 2, 1934
- 16 Nov. 9, 1941-Dec. 6, 1942

Consecutive Games Without Losing

- 24 Nov. 9, 1941-Nov. 14, 1943

Consecutive Games Lost

- 8 Dec. 15, 1966-Nov. 2, 1969
Sept. 25-Nov. 12, 1978

Consecutive Games Without Winning

10 Nov. 23, 1929-Sept. 28, 1930

SCORING

Most Points, Season

409 1965 (14 games)

396 1941 (11 games)

Fewest Points, Season

133 1933 (13 games)

141 1982 (9 games)

Most Points, Game

61 vs. S.F., Dec. 12, 1965

vs. G.B., Dec. 7, 1980

Touchdowns

Most Touchdowns, Season

56 1941 (11 games)

54 1965 (14 games)

Fewest Touchdowns, Season

16 1933 (13 games)

16 1982 (9 games)

Most Touchdowns, Game

9 vs. S.F., Dec. 12, 1965

vs. G.B., Dec. 7, 1980

Extra Points

Most Extra Points, Season

52 1965 (14 games)

51 1948 (12 games)

Fewest Extra Points, Season

15 1933 (13 games)

16 1932 (14 games)

16 1982 (9 games)

Extra Points Missed, Season

11 1939 (11 games)

1941 (11 games)

Extra Points (no misses), Season

37 1955 (12 games)

Extra Points, Game

8 vs. N.Y., Nov. 14, 1943

vs. Wash., Oct. 26, 1947

Extra Points Missed, Game

3 vs. Phil., Oct. 13, 1935 (3/6)

vs. N.Y., Nov. 8, 1936 (1/4)

vs. Pitt., Oct. 2, 1939 (2/5)

vs. Chi. Cards., Oct. 12, 1941 (5/8)

vs. Clev., Nov. 9, 1941 (1/4)

Field Goals

+ Field Goals, Season

25 1968 (14 games)

- Field Goals, Season

0 1944 (10 games)

1947 (12 games)

Since 1961

8 1969 (14 games)

Field Goals, Game

5 vs. Det. Dec. 3, 1961

vs. Phil. Oct. 20, 1968

Field Goals Attempted, Season

36 1968 (14 games)

Fewest Attempted, Season

0 1944 (10 games)

Since 1961

13 1974 (14 games)

Field Goals Attempted, Game

7 vs. G.B. Nov. 17, 1963

Safeties

Most Safeties, Season

2 1933 (13 games)

1938 (11 games)

1952 (12 games)

1969 (14 games)

1976 (14 games)

Most Safeties, Game

2 vs. Pitt. Nov. 9, 1969

FIRST DOWNS

+ First Downs, Season

286 1980 (16 games)

278 1981 (16 games)

263 1947 (12 games)

262 1978 (16 games)

1979 (16 games)

257 1963 (14 games)

1965 (14 games)

- First Downs, Season

114 1937 (11 games)

115 1933 (13 games)

Since 1961:

133 1982 (9 games)

175 1967 (14 games)

+ First Downs, Game

33 vs. G.B. Packers, Dec. 7, 1980

30 vs. N.Y. Yanks, Dec. 9, 1951

- First Downs, Game

2 vs. G.B. Packers, Dec. 10, 1933

Rushing

+ First Downs Rushing, Season

154 1983 (16 games)

141 1950 (12 games)

1951 (12 games)

- First Downs Rushing, Season

55 1970 (14 games)

+ First Downs Rushing, Game

19 vs. G.B. Nov. 6, 1955

vs. G.B. Oct. 30, 1977

- **First Downs Rushing, Game**
0 vs. Chi. Cards, Oct. 14, 1945
vs Balt. Oct. 5, 1957

Passing

- + **First Downs Passing, Season**
144 1954 (12 games)
141 1964 (14 games)
136 1983 (16 games)
- **First Downs Passing, Season**
41 1940 (11 games)
48 1942 (11 games)
54 1972 (14 games)
- + **First Downs Passing, Game**
21 vs. Dall. Nov. 18, 1962
- **First Downs Passing, Game**
0 vs. G.B., Nov. 7, 1937
vs. G.B. Sept. 28, 1941

By Penalty

- + **First Downs By Penalty, Season**
32 1963 (14 games)
- **First Downs By Penalty, Season**
5 1939 (11 games)
Since 1961
12 1972 (14 games)
1977 (14 games)

- First Downs By Penalty, Game**
9 vs. Clev., Nov. 25, 1951

NET YARDS GAINED (RUSHING & PASSING)

- + **Yards Gained, Season**
5,830 1983 (16 games)
5,053 1947 (12 games)
4,897 1965 (14 games)
- **Yards Gained, Season**
2,641 1937 (11 games)
Since 1961:
3,129 1973 (14 games)
2,499 1982 (9 games)
- + **Yards Gained, Game**
682 vs. N.Y. Giants, Nov. 14, 1943
- **Yards Gained, Game**
24 vs. Det., Nov. 22, 1981

RUSHING Attempts

- Most Attempts, Season**
634 1978 (16 games)
- Fewest Attempts, Season**
275 1982 (9 games)
353 1954 (12 games)
1970 (14 games)

- Most Attempts, Game**
72 vs. Brk., Oct. 20, 1935

- Fewest Attempts, Game**
14 vs. Minn. Dec. 13, 1964

Yards Gained

- Most Yards Gained, Season**
2,847 1934 (13 games)
- Fewest Yards Gained, Season**
992 1982 (9 games)
1,092 1970 (14 games)
- Most Yards Gained, Game**
408 vs. Brk., Oct. 20, 1935
- Fewest yards Gained, Game**
1 vs. L.A., Oct. 26, 1952

Average Gain

- Highest Average Gain, Season**
5.19 1934 (13 games)
4.75 1968 (14 games)
- Lowest Average Gain, Season**
3.08 1953 (12 games)
3.09 1970 (14 games)
- Highest Average Gain, Game**
13.75 vs. Cin. Sept. 30, 1934
- Lowest Average Gain, Game**
0.03 vs. L.A., Oct. 26, 1952

Touchdowns

- Most Touchdowns, Season**
30 1941 (11 games)
27 1965 (14 games)
- Fewest Touchdowns, Season**
3 1933 (13 games)
1970 (14 games)
- Most Touchdowns, Game**
6 vs. Det. Oct. 19, 1941

PASSING Passes

- Most Passes, Season**
494 1964 (14 games)
- Fewest Passes, Season**
147 1937 (11 games)
Since 1961
205 1972 (14 games)
- Most Passes, Game**
59 vs. N.Y. Giants, Oct. 23, 1949
- Fewest Passes, Game**
4 vs. Det., Oct. 15, 1967

Completions

- Most Completions, Season**
282 1964 (14 games)
255 1983 (16 games)

Fewest Completions, Season

- 56 1937 (11 games)
- Since 1961
- 78 1972 (14 games)

Most Completions, Game

- 34 vs. N.Y. Giants, Oct. 23, 1949

Fewest Completions, Game

- 1 vs. G.B., Oct. 27, 1935
- vs. Det., Nov. 25, 1937
- vs. G.B., Sept. 18, 1938
- vs. G.B., Sept. 28, 1941
- vs. Phil., Dec. 10, 1972

Completion Percentage

Highest Percentage, Season

- 57.1 1964 (14 games), 282 of 494

Lowest Percentage, Season

- 29.7 1934 (13 games), 57 of 192

Highest Percentage, Game (10+ comp.)

- 83.3 vs. G.B., Dec. 7, 1980, 20 of 24

Lowest Percentage, Game (10+ passes)

- 11.7 vs. Den., Dec. 12, 1976, 2 of 17

Yards Passing (Net Since 1952)

Most Yards Passing, Season

- 3,104 1954 (12 games)
- 3,103 1983 (16 games)

Fewest Yards Passing, Season

- 955 1934 (13 games)
- 1,108 1972 (14 games)

Most Yards Passing, Game

- 488 vs. N.Y. Giants, Nov. 14, 1943

Fewest Yards Passing, Game

- 16 vs. Hous., Nov. 6, 1977

Times Sacked

Most Times Sacked, Season

- 55 1969 (14 games)
- 53 1983 (16 games)

Fewest Times Sacked, Season

- 20 1963 (14 games)

Most Times Sacked, Game

- 9 vs. Minn., Nov. 2, 1969
- vs. Den., Dec. 5, 1971

Yards Lost Attempting To Pass

+ Yards Lost, Season

- 439 1969 (14 games)

- Yards Lost, Season

- 109 1947 (12 games)
- 175 1972 (14 games)

+ Yards Lost, Game

- 70 vs. Den., Dec. 5, 1971

Touchdown Passes

+ Touchdown Passes, Season

- 29 1947 (12 games)

- Touchdown Passes, Season

- 5 1950 (12 games)

+ Touchdown Passes, Game

- 7 vs. N.Y. Nov. 14, 1943

Passes Had Intercepted

+ Passes Had Intercepted, Season

- 35 1947 (12 games)
- 1954 (12 games)

- Passes Had Intercepted, Season

- 11 1941 (11 games)
- 11 1982 (9 games)
- 12 1945 (10 games)
- 1965 (14 games)

+ Passes Had Intercepted, Game

- 8 vs. Det., Sept. 22, 1968

Percentage Intercepted

+ Percentage Intercepted, Season

- 14.95 1942 (11 games)

- Percentage Intercepted, Season

- 3.32 1965 (14 games)

Average Gain Per Pass

+ Average Gain, Season

- 10.21 1941 (11 games)

- Average Gain, Season

- 4.97 1934 (13 games)
- 5.02 1969 (14 games)

PUNTING Punts

Most Punts, Season

- 114 1981 (16 games)
- 100 1976 (14 games)
- 96 1978 (16 games)
- 94 1975 (14 games)
- 1983 (16 games)

Fewest Punts, Season

- 32 1941 (11 games)
- 58 1965 (14 games)

Most Punts, Game

- 17 vs. G.B., Oct. 22, 1933
- 14 vs. G.B., Dec. 10, 1933

Fewest Punts, Game

- 0 vs. G.B., Nov. 6, 1955
- vs. N.Y., Nov. 28, 1965
- vs. Det., Oct. 1, 1972

Average

Highest Average, Season

- 46.47 1963 (14 games)

Lowest Average, Season

35.73 1945 (10 games)
 36.16 1983 (16 games)

+ Average, Game (4+ punts)

57.25 vs. L.A., Nov. 16, 1952

- Average, Game (4+ punts)

25.00 vs. Card-Pitt., Dec. 3, 1944

PUNT RETURNS**Most Returns, Season**

60 1950 (12 games)
 57 1970 (14 games)
 56 1983 (16 games)

Fewest Returns, Season

19 1968 (14 games)

Most Returns, Game

11 vs. Chi. Cards, Oct. 8, 1950

Fair Catches**Most Fair Catches, Season**

28 1967 (14 games)

Fewest Fair Catches, Season

3 1975 (14 games)

Most Fair Catches, Game

6 vs. St. L., Oct. 31, 1966
 vs. Minn., Dec. 10, 1967

Yards Returned**Most Yards, Season**

781 1948 (12 games)

Fewest Yards, Season

81 1968 (14 games)

Most Yards, Game

151 vs. Chi. Cards, Oct. 12, 1941

Fewest Yards, Game

6 vs. Minn., Dec. 19, 1965

Average Return**Highest Average, Season**

20.22 1941 (11 games)

Lowest Average, Season

3.40 1957 (12 games)

Touchdowns**Most Touchdowns, Season**

2 1941 (11 games)

Most Touchdowns, Game

1 in many games, Last:
 vs. G.B., 12/4/83

KICKOFF RETURNS**Most Returns, Season**

74 1975 (14 games)

Fewest Returns, Season

20 1942 (11 games)
 26 1963 (14 games)

Most Returns, Game

10 vs. Chi. Cards, Nov. 27, 1955

Fewest Returns, Game

0 vs. Pitt., Oct. 26, 1941
 vs. Clev., Nov. 29, 1942
 vs. G.B., Nov. 7, 1943
 vs. G.B., Sept. 26, 1948
 vs. G.B., Sept. 25, 1949
 vs. S.F., Nov. 19, 1950
 vs. Balt., Oct. 10, 1954

Yards Returned**Most Yards, Season**

1,644 1975 (14 games)

Fewest Yards, Season

424 1963 (14 games)

Most Yards, Game

304 vs. G.B., Nov. 9, 1952

Fewest Yards, Game

0 in many games, Last:
 vs. Minn., Oct. 1, 1967

Average Return**Highest Average Return, Season**

29.38 1972 (14 games)

Lowest Average Return, Season

16.31 1963 (14 games)

Touchdowns**Most Touchdowns, Season**

4 1970 (14 games)

Most Touchdowns, Game

2 vs. G.B., Sept. 22, 1940
 vs. G.B., Nov. 9, 1952

FUMBLES**Most Fumbles, Season**

56 1938 (11 games)

Fewest Fumbles, Season

16 1963 (14 games)
 16 1982 (9 games)

Most Fumbles, Game

8 vs. Chi. Cards, Sept. 11, 1938

Total Fumbles Recovered**Most Recovered, Season**

51 1938 (11 games)

Fewest Recovered, Season

15 1943 (10 games)
 15 1982 (9 games)
 16 1978 (16 games)
 20 1969 (14 games)

Most Recovered, Game

- 8 vs. Clev., Nov. 24, 1940
- vs. Balt., Dec. 5, 1965
- vs. N.Y. Giants, Dec. 18, 1977

Own Fumbles Recovered

Most Own Recovered, Season

- 37 1938 (11 games)
- 19 1942 (11 games)

Fewest Own Recovered, Season

- 5 1955 (12 games)
- 1963 (14 games)

Most Own Recovered, Game

- 7 vs. Chi. Cards, Sept. 11, 1938
- vs. N.Y. Giants, Dec. 18, 1977

Opponents' Fumbles Recovered

Most Opponents' Recovered, Season

- 26 1952 (12 games)
- 24 1962 (14 games)
- 1965 (14 games)

Fewest Opponents' Recovered, Season

- 6 1943 (10 games)
- 7 1982 (9 games)
- 11 1969 (14 games)

Most Opponents' Recovered, Game

- 5 vs. Clev., Sept. 15, 1939
- vs. Det., Nov. 22, 1942
- vs. Phil., Oct. 12, 1947
- vs. Chi. Cards, Dec. 14, 1952
- vs. G.B., Nov. 6, 1955
- vs. Chi. Cards, Nov. 29, 1959
- vs. Den., Sept. 30, 1973

Fumbles Lost

Most Lost, Season

- 26 1973 (14 games)

Fewest Lost, Season

- 8 1978 (16 games)
- 1979 (16 games)
- 1982 (9 games)
- 10 1956 (12 games)
- 1960 (12 games)

Most Lost, Game

- 5 vs. Chi. Cards, Dec. 1, 1940
- vs. Chi. Cards, Dec. 7, 1941
- vs. G.B., Nov. 9, 1947
- vs. Det., Nov. 23, 1952
- vs. Det., Dec. 14, 1958
- vs. Dall., Sept. 16, 1973

Touchdowns

(Total Fumbles Recovered)

Touchdowns (Total Fumbles), Season

- 5 1942 (11 games)

Touchdowns (Total Fumbles), Game

- 2 vs. Wash., Nov. 28, 1948

PENALTIES

Most Penalties, Season

- 122 1948 (12 games)

Fewest Penalties, Season

- 57 1955 (12 games)
- 58 1982 (9 games)
- 69 1962 (14 games)

Most Penalties, Game

- 22 vs. Phil., Nov. 26, 1944

Fewest Penalties, Game

- 0 vs. Clev., Oct. 9, 1938
- vs. Minn., Oct. 23, 1972

Yards Penalized

Most Yards Penalized, Season

- 1,194 1968 (14 games)

Fewest Yards Penalized, Season

- 422 1982 (9 games)
- 498 1955 (12 games)
- 574 1972 (14 games)

Most Yards Penalized, Game

- 170 vs. Phil., Nov. 26, 1944

Fewest Yards Penalized, Game

- 0 vs. Clev., Oct. 9, 1938
- vs. Minn., Oct. 23, 1972

DEFENSE

SCORING

Most Points Allowed, Season

- 379 1964 (14 games)
- 1975 (14 games)

Fewest Points Allowed, Season

- 44 1932 (14 games)

Most Points Allowed, Game

- 53 vs. Chi. Cards, Nov. 27, 1955

Touchdowns

Most TDs Allowed, Season

- 48 1975 (14 games)

Fewest TDs Allowed, Season

- 6 1932 (14 games)

Most TDs Allowed, Game

- 7 vs. Chi. Cards, Nov. 27, 1955
- vs. Balt., Oct. 4, 1958
- vs. G.B., Sept. 30, 1962
- vs. Balt., Sept. 27, 1964
- vs. S.F., Sept. 19, 1965

Extra Points

Most Allowed, Season

- 47 1975 (14 games)

Fewest Allowed, Season

- 4 1932 (14 games)

Most Missed by Opponents, Season

6 1955 (12 games)

Most Allowed, Game7 vs. G.B., Sept. 30, 1962
vs. Balt., Sept. 27, 1964**Most Missed by Opponents, Game**

3 vs. Clev., Nov. 24, 1940 (1/4)

Field Goals**Most FGs Allowed, Season**

25 1973 (14 games)

Fewest FGs Allowed, Season0 1932 (14 games)
1942 (11 games)**Most FGs Allowed, Game**5 vs. Wash., Nov. 14, 1971
vs. Minn., Sept. 23, 1973**Most Opponents' FGs Attempted, Season**

41 1971 (14 games)

Fewest Opponents' FGs Attempted, Season2 1942 (11 games)
17 1963 (14 games)**Most Opponents' FGs Attempted, Game**

7 vs. Dall., Nov. 24, 1968

Safeties**Most Allowed, Season**2 in 7 seasons. Last
1974 (14 games)**Most Allowed, Game**1 in many games. Last:
vs. Minn., Dec. 12, 1981**FIRST DOWNS****Most Allowed, Season**290 1981 (16 games)
286 1983 (16 games)
285 1980 (16 games)
282 1978 (16 games)
1975 (14 games)**Fewest Allowed, Season**98 1942 (11 games)
166 1982 (9 games)
196 1963 (14 games)**Most Allowed, Game**

30 vs. L.A., Oct. 24, 1954

Fewest Allowed, Game3 vs. Clev., Oct. 9, 1938
vs. Det., Nov. 23, 1941**Rushing****Most Allowed, Season**

138 1973 (14 games)

Fewest Allowed, Season

35 1942 (11 games)

53 1982 (9 games)

80 1961 (14 games)

Most Allowed, Game19 vs. Minn., Oct. 17, 1965
vs. Den., Dec. 12, 1976**Fewest Allowed, Game**0 vs. Clev., Oct. 10, 1937
vs. Chi. Cards, Dec. 6, 1942
vs. Det., Oct. 28, 1945**Passing****Most Allowed, Season**154 1983 (16 games)
149 1980 (16 games)**Fewest Allowed, Season**

33 1943 (10 games)

Most Allowed, Game18 vs. Det., Nov. 5, 1950
vs. Dall., Oct. 31, 1971**Fewest Allowed, Game**0 vs. N.Y., Oct. 31, 1937
vs. Clev., Oct. 9, 1938
vs. Det., Oct. 30, 1938
vs. Det., Nov. 24, 1938
vs. Det., Nov. 23, 1941
vs. Wash., Nov. 21, 1943
vs. Pitt., Nov. 25, 1945
vs. G.B., Sept. 25, 1949**By Penalty****Most Allowed, Season**

36 1968 (14 games)

Fewest Allowed, Season10 1953 (12 games)
Since 1961
18 1963 (14 games)
1970 (14 games)
1971 (14 games)
1976 (14 games)**Most Allowed, Game**

7 vs. Phil., Nov. 26, 1944

**NET YARDS ALLOWED
(RUSHING & PASSING)****Most Yards Allowed, Season**5,394 1981 (16 games)
5,132 1983 (16 games)**Fewest Yards Allowed, Season**1,703 1942 (11 games)
3,176 1963 (14 games)**Most Yards Allowed, Game**

557 vs. L.A., Oct. 24, 1954

Fewest Yards Allowed, Game

54 vs. Pitt., Oct. 2, 1939

RUSHING

Attempts

Most Opp. Attempts, Season

564 1978 (16 games)

Fewest Opp. Attempts, Season

294 1942 (11 games)

400 1965 (14 games)

Most Opp. Attempts, Game

59 vs. Den., Dec. 12, 1976

Fewest Opp. Attempts, Game

13 vs. L.A., Oct. 11, 1964

Yards Allowed

Most Yards Allowed, Season

2,509 1973 (14 games)

Fewest Yards Allowed, Season

519 1942 (11 games)

Most Yards Allowed, Game

393 vs. Det., Nov. 26, 1936

Fewest Yards Allowed, Game

-17 vs. Chi. Cards, Dec. 6, 1942

Average Gain

Highest Opp. Gain, Season

5.28 1955 (12 games)

Lowest Opp. Gain, Season

1.77 1942 (11 games)

Highest Opp. Gain, Game

8.03 vs. Clev., Nov. 25, 1951

Lowest Opp. Gain, Game

-0.89 vs. Chi. Cards, Dec. 6, 1942

Touchdowns

Most TDs Allowed, Season

25 1975 (14 games)

Fewest TDs Allowed, Season

3 1932 (14 games)

Most TDs Allowed, Game

5 vs. G.B., Sept. 30, 1962
vs. G.B., Nov. 4, 1962

PASSING

Passes

Most Opp. Passes, Season

525 1981 (16 games)

490 1983 (16 games)

Fewest Opp. Passes, Season

187 1933 (13 games)

296 1969 (14 games)

Most Opp. Passes, Game

54 vs. S.F., Nov. 13, 1966

Fewest Opp. Passes, Game

3 vs. N.Y., Nov. 17, 1935
vs. Det., Nov. 28, 1935

Completions

Most Comp. Allowed, Season

249 1983 (16 games)

239 1978 (16 games)

Fewest Comp. Allowed, Season

59 1935 (12 games)

150 1969 (14 games)

Most Comp. Allowed, Game

30 vs. L.A., Dec. 26, 1982

29 vs. L.A., Nov. 26, 1950

Fewest Comp. Allowed, Game

0 Chi. Cards, Oct. 15, 1933

vs. Bos., Nov. 5, 1933

vs. G.B., Sept. 25, 1949

Completion Percentage

Highest Opp. Percentage, Season

59.1 1970 (14 games)

Lowest Opp. Percentage, Season

30.4 1935 (12 games)

Highest Opp. Percentage, Game (10+ comp.)

86.7 vs. Balt., Sept. 27, 1964

Lowest Opp. Percentage, Game (10+ pass.)

0.0 vs. G.B., Sept. 25, 1949

Yards Passing (Net Since 1952)

Most Yards Allowed, Season

3,248 1981 (16 games)

3,132 1983 (16 games)

Fewest Yards Allowed, Season

691 1933 (13 games)

1,674 1973 (14 games)

Most Yards Allowed, Game

509 vs. L.A., Dec. 26, 1982

411 vs. Wash., Oct. 26, 1947

Fewest Yards Allowed, Game

-12 vs. G.B., Nov. 4, 1973

-1 vs. Pitt., Nov. 25, 1945

Sacks

Most Sacks, Season

51 1983 (16 games)

49 1976 (14 games)

Fewest Sacks, Season

23 1972 (14 games)

Most Sacks, Game

9 vs. G.B., Dec. 13, 1970

vs. St. L., Dec. 16, 1979

Yards Lost Att. To Pass

Most Opp. Lost, Season

479 1957 (12 games)

Fewest Opp. Lost, Season

154 1953 (12 games)

Most Opp. Lost, Game

107 vs. Det. Nov. 20, 1960

Touchdown Passes**Most Allowed, Season**27 1961 (14 games)
1964 (14 games)**Fewest Allowed, Season**2 1934 (13 games)
7 1977 (14 games)
10 1963 (14 games)**Most Allowed, Game**5 vs. Minn., Nov. 28, 1982
4 in many games. Last:
vs. Mia., Nov. 2, 1975**Percentage Had Intercepted****Highest Opp. Pct., Had Intercepted, Season**

19.07 1935 (12 games)

Lowest Opp. Pct., Had Intercepted, Season

2.73 1964 (14 games)

Average Gain**Highest Opp. Gain, Season**

8.69 1968 (14 games)

Lowest Opp. Gain, Season

3.57 1934 (13 games)

INTERCEPTIONS BY**Most Interceptions, Season**37 1935 (12 games)
36 1963 (14 games)**Fewest Interceptions, Season**10 1960 (12 games)
1964 (14 games)**Most Interceptions By, Game**7 vs. G.B., Sept. 22, 1940
vs. Det., Nov. 22, 1942
vs. Chi. Cards, Dec. 5, 1954
vs. St. L., Sept. 19, 1967**Yards Returned****Most Yards, Season**585 1941 (11 games)
537 1963 (14 games)**Fewest Yards, Season**99 1982 (9 games)
107 1945 (10 games)
111 1960 (12 games)
129 1970 (14 games)**Most Yards, Game**

149 vs. L.A., Oct. 11, 1964

Touchdowns**Most Touchdowns, Season**4 1939 (11 games)
1950 (12 games)
1963 (14 games)**Most Touchdowns, Game**2 vs. Phil., Oct. 2, 1938
vs. Chi. Cards, Nov. 26, 1939
vs. Phil., Nov. 30, 1941
vs. Den., Dec. 20, 1981**PUNTING****Punts****Most Opp. Punts, Season**99 1983 (16 games)
98 1981 (16 games)
97 1978 (16 games)
93 1977 (14 games)
90 1979 (16 games)**Fewest Opp. Punts, Season**42 1945 (10 games)
Since 1961:
49 1982 (9 games)
62 1964 (14 games)
1972 (14 games)**Most Opp. Punts, Game**

15 vs. N.Y., Nov. 17, 1935

Fewest Opp. Punts, Game0 vs. Det., Dec. 2, 1956
vs. G.B., Sept. 24, 1967**Average****Highest Opp. Average, Season**

46.58 1964 (14 games)

Lowest Opp. Average, Season

36.29 1976 (14 games)

Highest Opp. Average, Game (4+ punts)

54.50 vs. S.F., Nov. 19, 1961

Lowest Opp. Average, Game (4+ punts)

25.50 vs. Pitt., Nov. 30, 1958

PUNT RETURNS**Most Opp. Returns, Season**

65 1981 (16 games)

Fewest Opp. Returns, Season

20 1941 (11 games)

Most Opp. Returns, Game

9 vs. Chi. Cards, Nov. 29, 1959

Fair Catches**Most Opp. Fair Catches, Season**

26 1972 (14 games)

1973 (14 games)

Fewest Opp. Fair Catches, Season

7 1980 (16 games)

1982 (9 games)

Most Opp. Fair Catches, Game

6 vs. G.B., Dec. 16, 1973

Yards Allowed

Most Yards Allowed, Season

633 1974 (14 games)

Fewest Yards Allowed, Season

106 1969 (14 games)

Most Yards Allowed, Game

147 vs. G.B., Nov. 8, 1959

Average Return

Highest Opp. Return, Season

17.00 1941 (11 games)

Lowest Opp. Return, Season

3.79 1969 (14 games)

Touchdowns

Most Allowed, Season

2 1933 (13 games)

1941 (11 games)

1947 (12 games)

1952 (12 games)

1954 (12 games)

Most Allowed, Game

1 in many games. Last:
vs. L.A., Sept. 28, 1981

KICKOFF RETURNS

Most Opp. Returns, Season

72 1965 (14 games)

66 1983 (16 games)

Fewest Opp. Returns, Season

30 1982 (9 games)

32 1971 (14 games)

Most Opp. Returns, Game

9 vs. Bos., Nov. 21, 1948
vs. Balt., Oct. 21, 1956

Fewest Opp. Returns, Game

0 in 9 games. Last:
vs. G.B., Dec. 16, 1973

Yards Allowed

Most Allowed, Season

1,583 1965 (14 games)

Fewest Allowed, Season

435 1940 (11 games)

537 1982 (9 games)

700 1945 (10 games)

1974 (14 games)

Most Allowed, Game

254 vs. L.A., Oct. 13, 1963

112/CHICAGO

Average Return

Highest Opp. Return, Season

27.81 1960 (12 games)

Lowest Opp. Return, Season

15.98 1946 (11 games)

17.54 1947 (12 games)

17.93 1968 (14 games)

17.90 1976 (14 games)

1982 (9 games)

Touchdowns

Most TDs Allowed, Season

1 in many seasons

Most TDs Allowed, Game

1 in many games. Last:
vs. Hous., Nov. 6, 1977

FUMBLES

Most Opp. Fumbles, Season

44 1952 (12 games)

Fewest Opp. Fumbles, Season

13 1960 (12 games)

Most Opp. Fumbles, Game

7 vs. Brk., Oct. 20, 1935

vs. Wash., Nov. 13, 1938

vs. Chi. Cards, Nov. 26, 1939

vs. Clev., Nov. 24, 1940

vs. Bos., Nov. 21, 1948

vs. L.A., Nov. 16, 1952

vs. L.A., Nov. 15, 1964

vs. L.A., Sept. 16, 1966

PENALTIES

Most Opp. Penalties, Season

129 1980 (16 games)

Fewest Opp. Penalties, Season

34 1942 (11 games)

42 1941 (11 games)

Since 1961:

52 1982 (9 games)

65 1962 (14 games)

Most Opp. Penalties, Game

21 vs. Clev., Nov. 25, 1951

Fewest Opp. Penalties, Game

0 in 13 games. Last:
vs. Minn., Dec. 3, 1972

Yards Penalized

Most Opp. Penalized, Season

1,109 1980 (16 games)

Fewest Opp. Penalized, Season

110 1937 (11 games)

Most Opp. Penalized, Game

209 vs. Clev., Nov. 25, 1951

Fewest Opp. Penalties, Game

0 in 13 games. Last:
vs. Minn., Dec. 3, 1972

CAREER LEADING PASSERS

400+ Passes

No.	Player	Seasons	Years	No.	Comp.	Pct. Comp.	Yards	Avg. Gain	TD	Pct. TD	Int.	Pct. Int.	Rating
1	Jim McMahon	1982-83	2	505	295	58.4	3,685	7.30	21	4.2	20	4.0	78.9
2	Sid Luckman	1939-50	12	1,744	904	51.8	14,686	8.42	137	7.9	132	7.6	75.0
3	Bill Wade	1961-66	6	1,407	767	54.5	9,958	7.08	68	4.8	66	4.7	73.4
4	Rudy Bukich	1958-59, 62-68	9	878	474	54.0	6,254	7.12	46	5.2	45	5.1	72.8
5	Johnny Lujack	1948-51	4	808	404	50.0	6,295	7.79	41	5.1	54	6.7	65.3
6	Ed Brown	1954-61	8	1,246	607	48.7	9,698	7.78	63	5.1	88	7.1	62.5
7	Mike Phipps	1977-81	5	482	253	52.5	2,806	5.82	15	3.1	27	5.6	57.1
8	Bernie Masterson	1934-40	7	409	156	38.1	3,366	8.23	34	8.3	38	9.3	57.1
9	Jack Concannon	1967-71	7	951	486	51.1	5,222	5.49	31	3.3	52	5.5	55.6
10	Bob Avellini	1975-82	8	1,057	530	50.1	6,823	6.46	33	3.1	66	6.2	55.3
11	Vince Evans	1977-82	6	808	388	48.0	5,064	6.27	26	3.2	46	5.7	55.1
12	George Blanda	1949-58	10	988	445	45.0	5,936	6.01	48	4.9	70	7.1	51.4
13	Gary Huff	1973-76	4	614	310	50.5	3,271	6.33	12	2.0	34	5.5	50.1
14	Bobby Douglass	1969-75	7	895	376	42.0	4,932	5.51	30	3.4	51	5.7	47.6
15	Zeke Bratkowski	1954, 57-60, 72	6	537	263	49.0	3,639	6.78	24	4.5	58	10.8	46.6

BEST PASSING SEASONS

No.	Player	Year	Att.	Comp.	Yards	Pct.	Avg. Att.	TD	Pct. TD	Int.	Int. Pct.	Rating
1	Sid Luckman	1943	202	110	2,194	54.5	10.86	28	13.9	12	5.9	107.8
2	Sid Luckman	1941	119	68	1,181	57.1	9.92	9	7.6	6	5.0	95.5
3	Bill Wade	1961	250	139	2,258	55.6	9.03	22	8.8	13	5.2	93.7
4	Rudy Bukich	1965	312	176	2,641	56.4	8.46	20	6.4	9	2.9	93.6
5	Rudy Bukich	1964	160	99	1,099	61.9	6.87	12	7.5	7	4.4	89.0
6	Ed Brown	1956	168	96	1,667	57.1	9.92	11	6.5	12	7.1	83.1
7	Sid Luckman	1945	217	117	1,725	53.9	7.95	14	6.5	10	4.6	82.6
8	Jim McMahon	1982	210	120	1,501	57.1	7.15	9	4.3	7	3.3	80.1
9	Sid Luckman	1942	105	57	1,023	54.3	9.74	10	9.5	13	12.4	80.0
10	Jim McMahon	1983	295	175	2,184	59.3	7.40	12	4.1	13	4.4	77.7
11	Ed Brown	1959	247	125	1,881	50.6	7.61	13	5.3	10	4.0	77.0
12	Johnny Lujack	1949	312	162	2,658	51.9	8.52	23	7.4	22	7.1	75.9
13	Bill Wade	1963	356	192	2,301	53.9	6.46	15	4.2	12	3.4	73.8
14	Ed Brown	1955	164	85	1,307	51.8	7.97	9	5.5	10	6.1	71.4
15	Sid Luckman	1946	229	110	1,826	48.0	7.97	17	7.4	16	7.0	70.8

CAREER LEADING RUSHERS

1,000+ Yards

No.	Player (Pos.)	Seasons	Years	Att.	Yards	Avg.	TD
1	Walter Payton (hb)	1975-83	8	2,666	11,625	4.36	78
2	Rick Casares (fb)	1955-64	10	1,386	5,675	4.08	49
3	Gale Sayers (hb)	1965-71	7	991	4,956	5.00	39
4	Roland Harper (fb)	1975-82	7	757	3,044	4.02	15
5	Willie Galimore (hb)	1957-63	7	670	2,985	4.46	26
6	Ronnie Bull (hb-fb)	1962-70	9	787	2,871	3.65	9
7	Bronko Nagurski (fb)	1930-37, 43	9	633	2,778	4.39	18
8	Bobby Douglass (qb)	1969-75	7	373	2,470	6.62	20
9	Ray Nolting (hb)	1936-43	8	508	2,285	4.50	10
10	George Gulyanics (hb)	1947-52	6	609	2,081	4.09	19
11	Gary Famiglietti (fb-hb)	1938-45	8	505	1,927	3.82	20
12	Beattie Feathers (hb)	1934-47	4	320	1,846	5.77	14
13	Bill Osmanski (fb)	1939-43, 46-47	7	368	1,753	4.76	20
14	George McAfee (hb)	1940-41, 45-50	8	341	1,685	4.94	22
15	Jack Manders (fb-hb)	1933-40	8	451	1,586	3.42	11
16	Matt Suhey (fb)	1980-83	4	391	1,453	3.70	10
17	Hugh Gallarneau (hb)	1941-42, 45-47	5	343	1,421	4.14	26
18	John Hoffman (fb-hb)	1949-56	8	317	1,366	4.31	7
19	Joe Maniaci (fb-hb)	1938-41	4	260	1,295	4.98	12
20	Harry Clark (hb)	1940-43	4	262	1,209	4.61	8
21	Gene Ronzani (qb-hb-fb)	1933-38, 44-45	8	260	1,153	4.43	1
22	Julie Rykovich (hb)	1949-51	3	293	1,133	3.87	17
23	John (Kayo) Dottley (fb)	1951-53	3	250	1,122	4.49	7
24	Keith Molesworth (hb-qb)	1931-37	7	348	1,105	3.18	7
25	Jim Harrison (fb)	1971-74	4	308	1,099	3.57	4
26	Bobby Watkins (hb)	1955-57	3	235	1,041	4.43	11
27	Johnny Morris (hb-wr)	1958-67	10	224	1,040	4.64	5
28	Fred (Curley) Morrison (fb-hb)	1950-53	4	285	1,022	3.59	6
29	Joe Marconi (fb)	1962-66	5	275	1,002	3.64	9
30	Carl Garrett (hb)	1973-74	2	271	1,001	3.69	6

CAREER LEADING INTERCEPTORS

15+ Interceptions

No.	Player (Pos.)	Seasons	Years	No.	Yards	Avg.	TD
1	Richie Petitbon (s)	1959-68	10	37	643	17.4	3
2	Bennie McCrae (cb)	1962-70	9	27	485	18.0	4
3	Dave Whitsell (cb)	1961-66	6	26	397	15.3	2
4	George McAfee (db)	1940-41, 45-50	8	25	350	14.0	1
5	J. C. Caroline (db)	1956-65	10	24	405	16.9	2
6	Doug Buffone (lb)	1966-79	14	24	211	8.8	0
7	Roosevelt Taylor (s)	1961-69	9	23	414	18.0	3
8	Gary Fencik (s)	1976-83	8	25	306	12.2	1
9	Allan Ellis (cb)	1973-77, 79-80	7	22	185	8.4	1
10	Dick Butkus (lb)	1965-73	9	22	166	7.5	0
11	Don Kindt (db-lb)	1947-55	9	21	348	16.6	1
12	Terry Schmidt (cb)	1976-83	8	20	141	7.1	2
13	Ray (Scooter) McLean (db)	1940-47	8	18	258	14.3	0
14	Bill George (lb)	1952-65	14	18	144	8.0	8
15	Sid Luckman (db)	1939-50	12	17	310	18.2	2
16	Clyde (Bulldog) Turner (lb)	1940-52	13	17	298	17.5	2
17	Noah Mullins (db)	1946-48	3	16	308	19.3	1
18	Charlie Sumner (db)	1955, 58-60	4	16	251	15.7	0
19	Joe Fortunato (fb)	1955-66	12	16	156	9.8	1
20	Joe Taylor (cb)	1967-74	8	15	178	11.9	0

*Also has 5 w/ Saints

CAREER LEADING SCORERS

100+ Points

—TOUCHDOWNS—

No.	Player (Pos.)	Seasons	Years	Rush	Rec.	Ret.	XP	FG	Pts.
1	George Blanda (k-qb)	1949-58	10	5	0	0	247/250	88/201	541
2	Bob Thomas (k)	1975-83	9	0	0	0	210/231	106/177	528
3	Walter Payton (hb)	1975-83	9	78	9	0	0/0	0/0	522
4	Mac Percival (k)	1967-73	7	0	0	0	159/162	99/182	456
5	Roger Leclerc (k)	1960-66	7	0	0	0	152/158	75/146	377
6	Jack Manders (fb-lb-hb-db-k)	1933-40	8	11	6	2	133/x	40/0	367
7	Rick Casares (fb)	1955-64	10	49	10	0	0/0	0/0	354
8	Gale Sayers (rb)	1965-71	7	39	9	8	0/0	0/0	336
9	Ken Kavanaugh (e)	1940-41, 45-50	8	0	50	2	1/1	0/0	313
10	Johnny Lujack (qb-k)	1948-51	4	21	0	0	130/136	4/9	268
11	Harlon Hill (e)	1954-61	8	0	40	0	0/0	0/0	240
12	George McAfee (hb-db)	1940-41, 45-50	8	22	11	6	0/0	0/0	234
13	Ray (Scooter) McLean (hb-db)	1940-47	8	6	21	3	45/54	0/1	225
14	Willie Galimore (rb)	1957-63	7	26	10	1	0/0	0/0	222
15	Johnny Morris (rb-wr)	1958-67	10	5	31	1	0/0	0/0	222
16	Mike Ditka (te)	1961-66	6	0	34	2	0/0	0/0	216
17	Hugh Gallarneau (hb)	1941-42, 45-47	5	26	7	2	0/0	0/0	210
18	Dick Gordon (wr)	1965-71	7	0	35	0	0/0	0/0	210
19	Bill McColl (e)	1952-59	8	0	25	1	0/0	0/0	156
20	Jim Keane (e)	1946-51	6	0	23	0	0/0	0/0	138
21	Gary Famiglietti (fb-hb)	1938-45	8	20	1	0	1/2	0/0	127
22	Bill Osmanski (fb)	1939-43, 46-47	7	20	1	0	0/0	0/0	126
23	George Gulyanics (hb)	1947-52	6	19	2	0	0/0	0/0	126
24	Bobby Douglass (qb)	1969-75	7	20	0	0	1/1	0/0	121
25	Bill Karr (e)	1933-38	6	1	18	1	0/0	0/0	120
26	James Scott (wr)	1976-80, 82	6	0	20	0	0/0	0/0	120
27	Joe Maniaci (fb-hb)	1938-41	4	12	0	2	24/25	3/6	117
28	Harry Clark (hb-db)	1940-43	4	8	9	2	1/1	0/0	115
29	Julie Rykovich (hb)	1949-51	3	17	2	0	0/0	0/0	114
30	Bronko Nagurski (fb)	1930-37, 43	9	18	0	0	4/x	0/0	112
31	George Wilson (e)	1937-46	7	0	15	3	0/0	0/0	108
32	Billy Stone (hb)	1951-54	4	8	10	0	0/0	0/0	108
33	Roland Harper (fb)	1975-78, 80-82	7	15	3	0	0/0	0/0	108
34	John Hoffman (fb-e-fb)	1949-56	8	7	9	1	0/0	0/0	*104
35	John Aveni (k-e)	1959-60	2	0	0	0	51/57	17/35	102

x complete figures unavailable. *includes safety.

CAREER LEADING PUNT RETURNERS

20+ Punt Returns

No.	Player	Seasons	Years	No.	Yards	Avg.	TD
1	Ray (Scooter) McLean	1940-47	8	42	622	14.8	*3
2	Gale Sayers	1965-71	7	27	391	14.5	2
3	George McAfee	1940-41, 45-50	8	112	1,431	12.8	2
4	Noah Mullins	1946-48	3	20	236	11.8	0
5	J. R. Boone	1948-51	4	56	635	11.3	0
6	Hugh Gallarneau	1941-42, 45-47	5	24	243	10.1	0
7	Jeff Fisher	1981-83	3	65	645	9.9	1
8	Johnny Morris	1958-67	10	104	893	8.6	1
9	Virgil Livers	1975-79	5	86	738	8.6	0
10	Steve Schubert	1975-79	5	103	866	8.4	3
11	Lenny Walterscheid	1977-82	5	57	424	7.4	0
12	Dennis McKinnon	1983	1	34	316	9.3	1
13	Wilford White	1951-52	2	37	248	6.7	0
14	Jon Arnett	1964-66	3	45	298	6.6	0
15	Eddie Macon	1952-53	2	24	142	5.9	0

CAREER LEADING PUNTERS

70+ Punts

No.	Name	Seasons	Years	No.	Yards	Avg.
1	George Gulyanics	1947-52	6	113	5,032	44.5
2	Bobby Joe Green	1962-73	12	833	35,057	42.1
3	Fred (Curley) Morrison	1950-53	4	243	10,170	41.9
4	Ed Brown	1954-61	8	343	13,912	40.6
5	Edmund (Zeke) Bratkowski	1954, 57-60, 72	6	76	3,023	39.8
6	Bob Parsons	1972-83	12	884	34,180	38.7
7	Sid Luckman	1939-50	12	230	8,842	38.4

CAREER LEADING KICKOFF RETURNERS

20+ Kickoff Returns

No.	Player	Seasons	Years	No.	Yards	Avg.	TD
1	Gale Sayers	1965-71	7	91	2,781	30.6	0
2	Eddie Macon	1952-53	2	22	672	30.6	0
3	Harry Clark	1940-43	4	23	643	28.0	0
4	Frank Minini	1947-48	2	23	631	27.4	0
5	Ron Smith	1965, 70-72	4	85	2,263	26.6	1
6	Leon Campbell	1952-54	3	24	638	26.6	1
7	Ken Grandberry	1974	1	22	568	25.8	0
8	Willie Galimore	1957-63	7	43	1,100	25.6	1
9	Charlie Bivins	1960-55	7	62	1,531	24.7	0
10	Lenny Walterscheid	1977-82	6	34	833	24.5	0
11	Cecil Turner	1968-73	6	108	2,616	24.2	4
12	Roosevelt Taylor	1961-69	9	25	598	23.9	0
13	Ron Drzewiecki	1955, 57	2	38	906	23.8	0
14	Brian Baschnagel	1976-83	8	89	2,104	23.6	0
15	Jon Arnett	1964-66	3	22	520	23.6	0
16	Ike Hill	1973-74	2	27	637	23.6	1
17	Dick Gordon	1965-71	7	58	1,362	23.5	0
18	Johnny Morris	1958-67	10	54	1,267	23.5	0

CAREER LEADING RECEIVERS (YARDAGE)

No.	Player (Pos.)	Seasons	Years	Yards	No.	Avg.	TD
1	Johnny Morris (wr)	1958-67	10	5,059	356	14.2	31
2	Harlon Hill (wr)	1954-61	8	4,616	226	20.4	40
3	Mike Ditka (te)	1961-66	6	4,503	316	14.3	34
4	Ken Kavanaugh (e)	1940-41, 45-50	8	3,626	162	22.4	50
5	Dick Gordon (wr)	1965-71	7	3,550	238	14.9	35
6	James Scott (wr)	1976-80, 82	6	3,202	177	18.1	20
7	Jim Dooley (wr)	1952-54, 56-57, 59-62	9	3,172	211	15.0	16
8	Walter Payton (rb)	1975-83	9	3,088	325	9.4	9
9	Jim Keane (e)	1946-51	6	3,031	206	14.7	23
10	Bill McColl (e)	1952-59	8	2,815	201	14.0	25
11	Ray (Scooter) McLean (rb)	1940-47	8	2,232	103	21.7	21
12	George Farmer (wr)	1970-75	6	1,909	113	16.9	10
13	Brian Baschnagel (wr)	1976-83	8	1,971	128	15.4	9
14	Gene Schroeder (e)	1951-52, 54-57	6	1,870	104	18.0	13
15	John Hoffman (e)	1949-56	8	1,870	136	13.8	9
16	Rick Casares (fb)	1955-64	10	1,538	182	8.5	10
17	Rickey Watts (wr)	1979-82	4	1,411	82	17.4	8
18	Ron Bull (rb)	1962-70	9	1,404	163	8.6	4
19	Bob Wallace (wr)	1968-72	5	1,403	109	12.9	9
20	George Wilson (e)	1937-46	10	1,342	111	12.1	15
21	Gale Sayers (rb)	1965-71	7	1,307	112	11.7	9
22	Roland Harper (rb)	1975-78, 80-82	7	1,013	128	7.9	3

CAREER LEADING RECEIVERS (CATCHES)

100+ Pass Receptions

No.	Players (Pos.)	Seasons	Years	No.	Yards	Avg.	TD
1	Johnny Morris (rb-wr)	1958-67	10	356	5,059	14.2	31
2	Walter Payton (rb)	1975-83	9	328	3,087	9.4	9
3	Mike Ditka (te)	1961-66	6	316	4,503	14.3	34
4	Dick Gordon (wr)	1965-71	7	238	3,550	14.9	35
5	Harlon Hill (e)	1954-61	8	226	4,616	20.4	40
6	Jim Dooley (wr)	1952-54, 56-57, 59-62	9	211	3,172	15.0	16
7	Jim Keanes (e)	1946-51	6	206	3,031	14.7	23
8	Bill McColl (e)	1952-59	8	201	2,815	14.0	25
9	Rick Casares (fb)	1955-64	10	182	1,538	8.5	10
10	James Scott (wr)	1976-80, 82	6	177	3,202	18.1	20
11	Ronnie Bull (hb-fb)	1962-70	9	163	1,404	8.6	4
12	Ken Kavanaugh (e)	1940-41, 45-50	8	162	3,626	22.4	50
13	John Hoffman (e)	1949-56	8	136	1,870	13.8	9
14	Roland Harper (rb)	1975-78, 80-82	7	128	1,013	7.9	3
15	Brian Baschnagel (wr)	1976-83	8	128	1,971	15.4	9
16	George Farmer (wr)	1970-75	6	113	1,909	16.9	10
17	Gale Sayers (hb)	1965-71	7	112	1,307	11.7	9
18	George Wilson (e)	1937-46	10	111	1,342	12.1	15
19	Bob Wallace (wr)	1968-72	5	109	1,403	12.9	9
20	Gene Schroeder (e)	1951-52, 54-57	6	104	1,870	18.0	13
21	Ray (Scooter) McLean (rb)	1940-47	8	103	2,232	21.7	21

SEASON-BY-SEASON STAT LEADERS

ANNUAL RUSHING LEADERS

Year	Player	Yards	Avg.	TD	Year	Player	Yards	Avg.	TD
1983	Payton, Walter	1,421	314	6	1957	Casares, Rick	700	204	6
1982	Payton, Walter	596	148	1	1956	Casares, Rick	1,126	234	12
1981	Payton, Walter	1,222	339	6	1955	Casares, Rick	672	125	4
1980	Payton, Walter	1,460	317	6	1954	Jagade, Chick	498	157	3
1979	Payton, Walter	1,610	369	14	1953	Morrison, Fred	307	95	2
1978	Payton, Walter	1,395	333	11	1952	Morrison, Fred	367	95	3
1977	Payton, Walter	1,852	339	14	1951	Dottley, John	670	127	3
1976	Payton, Walter	1,390	311	13	1950	Gulyanics, George	571	146	2
1975	Payton, Walter	679	196	7	1949	Gulyanics, George	452	102	5
1974	Grandberry, Ken	475	144	2	1948	Gulyanics, George	439	119	4
1973	Garrett, Carl	655	175	5	1947	Osmanski, Joe	328	64	1
1972	Douglass, Bobby	968	141	8	1946	Gallarneau, Hugh	476	112	7
1971	Shy, Don	420	116	2	1945	Margarita, Bob	497	112	3
1970	Montgomery, Ross	229	62	0	1944	Margarita, Bob	463	88	4
1969	Sayers, Gale	1,032	236	8	1943	Clark, Harry	556	120	3
1968	Sayers, Gale	856	138	2	1942	Famiglietti, Gary	503	118	8
1967	Sayers, Gale	880	186	7	1941	McAfee, George	474	65	9
1966	Sayers, Gale	1,231	229	8	1940	Nolting, Ray	373	78	2
1965	Sayers, Gale	867	166	14	1939	Osmanski, Bill	699	121	8
1964	Arnett, Jon	400	119	1	1938	Nolting, Ray	297	63	2
1963	Marconi, Joe	446	118	2		Francis, Sam	297	85	3
1962	Marconi, Joe	406	89	5	1937	Nolting, Ray	424	106	2
1961	Galimore, Willie	707	153	4	1936	Nagurski, Bronko	529	122	3
1960	Casares, Rick	566	160	5	1935	Ronzani, Gene	356	79	2
1959	Casares, Rick	699	177	10	1934	Feathers, Beattie	1,004	101	1
1958	Casares, Rick	651	176	2	1933	Nagurski, Bronko	533	128	1

ANNUAL PASSING LEADERS

Year	Player	All.	Comp.	Yards	TD	INT.	Rating
1983	McMahon, Jim	295	175	2,184	12	13	77.7
1982	McMahon, Jim	210	120	1,501	9	7	80.1
1981	Evans, Vince	436	195	2,354	11	20	51.0
1980	Evans, Vince	278	148	2,039	11	16	66.1
1979	Phipps, Mike	255	134	1,535	9	8	69.7
1978	Avellini, Bob	264	141	1,718	5	16	54.6
1977	Avellini, Bob	293	194	2,004	11	18	61.7
1976	Avellini, Bob	271	118	1,580	8	15	49.7
1975	Avellini, Bob	126	67	942	6	11	57.4
	Huff, Gary	205	114	1,083	3	9	57.1
1974	Huff, Gary	283	142	1,663	6	17	50.4
1973	Douglass, Bobby	174	81	1,057	5	7	59.2
1972	Douglass, Bobby	198	75	1,246	9	12	49.5
1971	Douglass, Bobby	225	91	1,164	7	15	38.7
1970	Concannon, Jack	385	194	2,130	16	18	61.6
1969	Concannon, Jack	160	87	1,783	4	8	31.3
	Douglass, Bobby	148	68	773	5	8	50.9
1968	Concannon, Jack	143	71	715	5	9	49.8
1967	Concannon, Jack	186	92	1,260	6	14	51.0
1966	Bukich, Rudy	309	147	1,858	10	21	49.1
1965	Bukich, Rudy	312	176	2,641	20	9	93.6
1964	Bukich, Rudy	160	99	1,099	12	7	89.0
1963	Wade, Bill	356	192	2,301	15	12	73.8
1962	Wade, Bill	412	225	3,172	18	24	70.2
1961	Wade, Bill	250	139	2,258	22	13	93.7
1960	Brown, Ed	149	59	1,079	7	11	50.1
1959	Brown, Ed	247	125	1,881	13	10	77.0
1958	Brown, Ed	218	102	1,418	10	17	51.0
1957	Brown, Ed	185	84	1,321	6	16	44.5
1956	Brown, Ed	168	96	1,667	11	12	83.1
1955	Brown, Ed	164	85	1,307	9	10	71.4
1954	Bratkowski, Zeke	130	67	1,087	8	17	60.9
1953	Blanda, George	362	169	2,164	14	24	51.3
1952	Romanik, Steve	126	49	772	4	11	34.5
1951	Lujack, Johnny	176	85	1,295	3	8	59.9
1950	Lujack, Johnny	254	121	1,731	4	21	40.9
1949	Lujack, Johnny	312	162	2,658	23	22	75.9
1948	Luckman, Sid	163	89	1,047	13	14	65.2
1947	Luckman, Sid	323	176	2,712	24	31	67.6
1946	Luckman, Sid	229	110	1,826	17	16	70.8
1945	Luckman, Sid	217	117	1,725	14	10	82.6
1944	Luckman, Sid	143	71	1,018	11	11	66.8
1943	Luckman, Sid	202	110	2,194	28	12	107.8
1942	Luckman, Sid	105	57	1,023	10	13	80.0
1941	Luckman, Sid	119	68	1,181	9	6	95.5
1940	Luckman, Sid	105	48	941	6	9	60.7
1939	Masterson, Bernie	113	44	914	5	9	49.6
1938	Masterson, Bernie	112	46	848	7	9	55.6
1937	Masterson, Bernie	72	26	615	6	7	55.8

ANNUAL RECEIVING LEADERS CATCHES

Year	Player	No.	Yards	TD	Year	Player	No.	Yards	TD
1983	Payton, Walter	53	607	2	1957	Dooley, Jim	37	530	1
1982	Suhey, Matt	36	333	0	1956	Hill, Harlon	47	1,128	11
1981	Payton, Walter	41	379	2	1955	Hill, Harlon	42	789	9
1980	Payton, Walter	46	367	1	1954	Hill, Harlon	45	1,124	12
1979	Williams, Dave	42	354	5	1953	Dooley, Jim	53	841	4
1978	Payton, Walter	50	480	0	1952	Schroeder, Gene	39	660	6
1977	Scott, James	50	809	3	1951	Hoffman, John	28	394	2
1976	Harper, Roland	29	291	1	1950	Keane, Jim	36	433	0
1975	Rather, Bo	39	685	2	1949	Keane, Jim	47	696	6
1974	Wade, Charlie	39	683	1	1948	Keane, Jim	30	414	3
1973	Garrett, Carl	23	292	0	1947	Keane, Jim	64	910	10
1972	Thomas, Earl	20	365	3	1946	Kavanaugh, Ken	18	337	5
1971	Farmer, George	46	737	5	1945	Wilson, George	28	259	3
1970	Gordon, Dick	71	1,026	13	1944	Wilson, George	24	265	4
1969	Wallace, Bob	47	553	5	1943	Clark, Harry	23	535	7
1968	Gordon, Dick	29	477	4	1942	McLean, Ray	19	571	8
1967	Gordon, Dick	31	524	5	1941	Plasman, Dick	14	283	0
1966	Sayers, Gale	34	447	2	1940	Kavanaugh, Ken	12	276	3
1965	Morris, Johnny	53	846	4	1939	Plasman, Dick	19	403	3
1964	Morris, Johnny	93	1,200	10	1938	Karr, William	14	253	4
1963	Ditka, Mike	59	794	8	1937	McDonald, Lester	11	179	4
1962	Ditka, Mike	58	904	5	1936	Hewitt, Bill	15	358	0
	Morris, Johnny	58	889	5	1935	Johnsos, Luke	19	298	4
1961	Ditka, Mike	56	1,076	12	1934	Hewitt, Bill	10	151	5
1960	Dewveall, Willard	43	804	3	1933	Hewitt, Bill	16	273	2
1959	Dooley, Jim	41	580	3	1932	Johnsos, Luke	24	321	2
1958	McColl, Bill	35	517	8					

ANNUAL RECEIVING LEADERS YARDAGE

Year	Player	Yards	No.	TD	Year	Player	Yards	No.	TD
1983	Gault, Willie	836	40	8	1957	Dooley, Jim	530	37	1
1982	Moorehead, Emery	363	30	5	1956	Hill, Harlon	1,128	47	1
1981	Margerum, Ken	584	39	1	1955	Hill, Harlon	789	42	9
1980	Scott, James	696	36	3	1954	Hill, Harlon	1,124	45	12
1979	Baschnagel, Brian	452	30	2	1953	Dooley, Jim	841	53	4
1978	Scott, James	759	42	5	1952	Schroeder, Gene	660	39	6
1977	Scott, James	809	50	3	1951	Schroeder, Gene	461	24	3
1976	Scott, James	512	26	6	1950	Keane, Jim	433	36	0
1975	Rather, Bo	685	39	2	1949	Keane, Jim	696	47	6
1974	Wade, Charles	683	39	1	1948	McAfee, George	227	17	2
1973	Thomas, Earl	343	24	4	1947	McAfee, George	490	32	1
1972	Farmer, George	380	14	2	1946	McLean, Ray	348	17	2
1971	Farmer, George	737	46	5	1945	Kavanaugh, Ken	539	35	6
1970	Gordon, Dick	1,026	71	13	1944	McLean, Ray	414	19	5
1969	Wallace, Bob	553	47	5	1943	Clark, Harry	535	23	7
1968	Gordon, Dick	477	29	4	1942	McLean, Ray	571	19	8
1967	Gordon, Dick	534	31	5	1941	Kavanaugh, Ken	314	11	6
1966	Jones, Jimmie	504	28	5	1940	Kavanaugh, Ken	276	12	3
1965	Morris, Johnny	846	53	4	1939	Plasman, Dick	403	19	3
1964	Morris, Johnny	1,200	93	10	1938	Karr, Bill	253	14	4
1963	Ditka, Mike	794	59	8	1937	Manske, Eggs	225	9	3
1962	Ditka, Mike	904	58	5	1936	Hewitt, Bill	358	15	6
1961	Ditka, Mike	1,076	56	12	1935	Johnsos, Luke	298	19	4
1960	Dewveall, Willard	804	43	5	1934	Hewitt, Bill	151	10	5
1959	Dooley, Jim	580	41	3	1933	Hewitt, Bill	274	16	2
1958	McColl, Bill	517	35	8					

ANNUAL KICKOFF RETURN LEADERS

Year	Player	No.	Yards	Avg.	Year	Player	No.	Yards	Avg.
1983	Gault, Willie	13	276	21.2	1962	Martin, Billy	25	515	20.6
1982	Watts, Rickey	14	330	23.6	1961	Bivins, Charles	25	669	26.7
1981	Williams, Dave	23	486	21.1	1960	Galimore, Willie	12	292	24.3
1980	Williams, Dave	27	666	24.7	1959	Morris, Johnny	17	438	25.8
1979	Walterscheid, Len	19	427	22.5	1958	Morris, Johnny	16	399	24.9
1978	Baschnagel, Brian	20	455	22.8	1957	Drzewiecki, Ron	13	315	24.2
1977	Baschnagel, Brian	23	557	24.2	1956	Bingham, Don	17	444	26.1
1976	Baschnagel, Brian	29	754	26.0	1955	Drzewiecki, Ron	25	591	23.6
1975	Payton, Walter	14	444	31.7	1954	Jagade, Chick	11	195	17.7
1974	Grandberry, Ken	22	568	25.8	1953	Macon, Ed	13	373	28.7
1973	Hill, Ike	27	638	23.6	1952	Macon, Ed	9	299	33.2
1972	Smith, Ron	30	924	30.8	1951	Morrison, Fred	13	353	27.2
1971	Smith, Ron	26	671	25.8	1950	Hunsinger, John	23	343	14.9
1970	Turner, Cecil	23	752	32.7	1949	Dreyer, Fred	13	338	26.0
1969	Sayers, Gale	14	339	24.2	1948	Minini, Frank	12	370	30.8
1968	Turners, Cecil	20	363	18.2	1947	Minini, Frank	11	261	23.7
1967	Sayers, Gale	16	603	37.7	1946	Osmanski, Bill	8	203	25.4
1966	Sayers, Gale	23	718	31.2	1945	Margarita, Bob	10	155	15.5
1965	Sayers, Gale	21	660	31.4	1944	Margarita, Bob	12	279	23.3
1964	Martin, Billy	24	534	22.3	1943	Clark, Harry	13	326	25.1
1963	Bull, Ronnie	7	105	15.0	1942	Gallarneau, Hugh	6	151	25.2

ANNUAL SCORING LEADERS

Year	Player	TD	PAT	FG	Pts.
1983	Thomas, Bob	0	35	14	77
1982	Moorehead, Emery	5	0	0	30
1981	Roveto, John	0	19	10	49
1980	Thomas, Bob	0	35	13	74
1979	Payton, Walter	16	0	0	96
1978	Thomas, Bob	0	26	17	77
1977	Payton, Walter	16	0	0	96
1976	Payton, Walter	13	0	0	78
1975	Thomas, Bob	0	18	13	57
1974	Roder, Mirro	0	18	13	57
1973	Roder, Mirro	0	11	8	35
1972	Percival, Mac	0	26	12	62
1971	Percival, Mac	0	18	15	63
1970	Percival, Mac	0	28	20	88
1969	Percival, Mac	0	26	8	50
1968	Percival, Mac	0	25	25	100
1967	Sayers, Gale	12	0	0	72
1966	LeClerc, Roger	0	24	18	78
1965	Sayers, Gale	22	0	0	132
1964	Morris, Johnny	10	0	0	60
1963	Ditka, Mike	8	0	0	48
1962	LeClerc, Roger	0	36	13	75
1961	Ditka, Mike	12	0	0	72
1960	Aveni, John	0	23	7	44
1959	Casares, Rick	12	0	0	72
1958	Galimore, Willie	12	0	0	72
1957	Blanda, George	1	23	14	71
1956	Casares, Rick	14	0	0	84
1955	Blanda, George	2	37	11	82
1954	Hill, Harlon	12	0	0	72
1953	Blanda, George	0	27	7	48
1952	Blanda, George	1	30	6	54

ANNUAL PUNTING LEADERS

Year	Player	No.	Avg.
1983	Parsons, Bob	79	36.9
1982	Parsons, Bob	58	41.3
1981	Parsons, Bob	114	39.7
1980	Parsons, Bob	79	40.6
1979	Parsons, Bob	92	37.9
1978	Parsons, Bob	96	37.0
1977	Parsons, Bob	80	40.4
1976	Parsons, Bob	99	37.6
1975	Parsons, Bob	93	39.0
1974	Parsons, Bob	90	37.8
1973	Green, Bobby Joe	82	40.5
1972	Green, Bobby Joe	67	41.2
1971	Green, Bobby Joe	77	40.1
1970	Green, Bobby Joe	83	40.9
1969	Green, Bobby Joe	76	39.0
1968	Green, Bobby Joe	27	42.3
1967	Green, Bobby Joe	79	42.9
1966	Green, Bobby Joe	80	41.9
1965	Green, Bobby Joe	58	42.7
1964	Green, Bobby Joe	71	44.5
1963	Green, Bobby Joe	64	46.5
1962	Green, Bobby Joe	69	43.7
1961	Brown, Ed	58	42.2
1960	Brown, Ed	56	39.8
1959	Brown, Ed	64	41.2
1958	Brown, Ed	27	42.2
1957	Brown, Ed	34	40.1
1956	Brown, Ed	42	39.1
1955	Brown, Ed	44	40.1
1954	Bratkowski, Zeke	39	41.0
1953	Morrison, Fred	65	42.6
1952	Morrison, Fred	64	42.3
1951	Morrison, Fred	57	39.0

ANNUAL PUNT RETURN LEADERS

Year	Player	No.	Yards	Avg.	Year	Player	No.	Yards	Avg.
1983	McKinnon, Dennis	34	316	9.3	1960	Morris, Johnny	13	75	5.8
1982	Fisher, Jeff	9	65	7.2	1959	Morris, Johnny	14	171	12.2
1981	Fisher, Jeff	43	509	11.8	1958	Morris, Johnny	14	96	6.9
1980	Walterscheid, Lenny	33	239	7.2	1957	Drzewiecki, Ron	22	64	2.9
1979	Schubert, Steve	25	238	9.5	1956	Jeter, Perry	6	66	11.0
1978	Schubert, Steve	27	229	8.5		Smith, Ray	6	66	11.0
1977	Schubert, Steve	31	291	9.4	1955	Drzewiecki, Ron	20	100	5.0
1976	Livers, Virgil	28	205	7.3	1954	Stone, Billy	14	40	2.9
1975	Livers, Virgil	42	456	10.9	1953	Macon, Ed	17	68	4.0
1974	Hill, Ike	33	183	5.5	1952	White, Roy	23	117	5.1
1973	Hill, Ike	36	204	5.7	1951	White, Roy	14	131	9.4
1972	Smith, Ron	26	163	6.3	1950	McAfee, George	33	284	8.6
1971	Smith, Ron	26	194	7.5	1949	McAfee, George	24	279	11.6
1970	Cole, Linzy	14	83	5.9	1948	McAfee, George	30	417	13.9
1969	Lyle, Garry	12	78	6.5	1947	McAfee, George	18	261	14.5
1968	Turner, Cecil	9	19	2.1	1946	Gallarneau, Hugh	10	99	9.9
1967	Gordon Dick	12	82	6.8	1945	Margarita, Bob	7	66	9.4
1966	Arnett, Jon	15	58	3.9	1944	Grygo, Al	11	100	9.1
1965	Sayers, Gale	16	238	14.9	1943	Clark, Harry	10	158	15.8
1964	Arnett, Jon	19	188	9.9	1942	Gallarneau, Hugh	9	101	11.2
1963	Morris, Johnny	16	164	10.3	1941	Swisher, Bob	7	101	14.4
1962	Morris, Johnny	20	208	10.4		McAfee, George	5	158	31.6
1961	Morris, Johnny	23	155	6.7					

ANNUAL INTERCEPTION LEADERS

Year	Player	No.	Yards	Year	Player	No.	Yards
1983	Frazier, Leslie	7	135	1964	Caroline, J. C.	2	84
1982	Schmidt, Terry	4	39		Whitsell, Dave	2	57
1981	Fencik, Gary	6	121		Taylor, Roosevelt	2	45
1980	Walterscheid, Lenny	4	239		McRae, Bennie	2	44
1979	Schmidt, Terry	6	44		George, Bill	2	28
	Fencik, Gary	6	31	1963	Taylor, Roosevelt	9	172
1978	Fencik, Gary	4	77	1962	Petitbon, Richie	6	212
1977	Ellis, Allan	6	23	1961	Whitsell, Dave	6	123
1976	Brupbacher, Ross	7	49	1960	Caroline, J. C.	3	31
1975	Clemons, Craig	2	109	1959	Barnes, Erich	5	67
	Plank, Doug	2	50	1958	Sumner, Charles	6	67
	Livers, Virgil	2	40	1957	Johnson, Jack	4	36
	Ellis, Allan	2	4	1956	Caroline, J. C.	6	182
1974	Clemons, Craig	4	84	1955	Sumner, Charles	7	162
1973	Lyle, Garry	5	62	1954	Whitman, S. J.	5	117
1972	Ford, Charlie	7	104	1953	Kindt, Don	6	172
1971	Ford, Charlie	5	46	1952	Dooley, Jim	5	30
1970	Buffone, Doug	4	33	1951	Schroeder, Gene	5	62
1969	Taylor, Joe	3	37	1950	Davis, Harper	5	59
	Daniels, Dick	3	37	1949	McAfee, George	6	76
	Youngblood, George	3	22	1948	Lujack, Johnny	8	131
1968	McRae, Bennie	4	41	1947	Mullins, Noah	6	113
1967	McRae, Bennie	5	94	1946	Farris, Tom	4	43
	Petitbon, Richie	5	93	1945	Margarita, Bob	6	79
	Taylor, Roosevelt	5	19	1944	Grygo, Al	4	79
1966	Petitbon, Richie	4	34	1943	Clark, Harry	5	32
1965	Butkus, Dick	5	84	1942	Turner, Clyde	8	96
				1941	McAfee, George	6	78

BEAR HONOR ROLL

Below and on the following pages is a listing of 826 players who have been on the Chicago Bears' active roster for one or more National Football League games from 1920 thru the 1983 seasons. The asterisks indicate deceased players; () indicates the number of seasons with the Bears; date indicates first Bear season.

Abbey, Joe (North Texas State) . . .	E	(2)	1948
Adamle, Mike (Northwestern) . . .	RB	(2)	1975
Adams, John (LA State) . . .	B	(4)	1959
Adkins, Roy* (Millikin & Bethany) .	G	(2)	1920
Akin, Len (Baylor) . . .	G	(1)	1942
Albrecht, Ted (California) . . .	T	(5)	1977
Allen, Duane (Santa Ana) . . .	E	(2)	1966
Allen, Eddie (Pennsylvania) . . .	FB	(1)	1947
Allman, Robert (Michigan St.) . . .	E	(1)	1936
Amsler, Marty (Evansville) . . .	DE	(2)	1967
Anderson, Art (Idaho) . . .	T	(2)	1961
Anderson, Ed* (Notre Dame) . . .	E	(1)	1923
Anderson, Henry (Northwestern) .	G	(1)	1931
Anderson, Hunk* (Notre Dame) . .	G	(6)	1922
Anderson, Marcus (Tulane) . . .	WR	(1)	1981
Anderson, Ralph* (Los Angeles St.)	E	(1)	1958
Anderson, William (Compton Jr.)	HB	(2)	1953
Antoine, Lionel (Southern Illinois)	T	(6)	1972
Apolskis, Charles* (DePaul) . . .	E	(2)	1938
Arduzone, Tony (Northwestern) .	C	(1)	1979
Arnett, Jon (Southern California)	HB	(3)	1964
Artoe, Lee (California) . . .	T	(4)	1940
Ashburn, Clifford (Nebraska) . .	T	(1)	1930
Asher, Bob (Vanderbilt) . . .	T	(4)	1972
Ashmore, M. Roger* (Gonzaga) . .	T	(1)	1927
Aspatore, Edward (Marquette) . .	T	(1)	1934
Atkins, Doug (Tennessee) . . .	E	(12)	1955
Atkins, Kelvin (Illinois) . . .	LB	(1)	1983
Autrey, Billy (SF Austin) . . .	C	(1)	1953
Avellini, Bob (Maryland) . . .	QB	(9)	1975
Aveni, John (Indiana) . . .	E	(2)	1959

—B—

Babartsky, Al (Fordham) . . .	T	(3)	1943
Babinecz, John (Villanova) . . .	LB	(1)	1975
Badaczewski, J. (Western Reserve)	G	(1)	1953
Baisi, Al (West Virginia) . . .	G	(3)	1940
Barker, Richard* (Iowa State) . .	G	(1)	1921
Barnes, Erich (Purdue) . . .	HB	(3)	1958
Barnes, Gary (Clemson) . . .	E	(1)	1964
Barnes, Joe (Texas Tech) . . .	QB	(1)	1974
Barnett, Steve (Oregon) . . .	T	(1)	1963
Barwegan, Richard* (Purdue) . .	G	(3)	1950
Baschnagel, Brian (Ohio St.)	WR-KR	(8)	1976
Bassi, Dick* (Santa Clara) . . .	G	(2)	1938
Battles, Bill (Brown) . . .	E	(1)	1939
Bauman, Alf (Northwestern) . .	T	(3)	1948
Bausch, Frank* (Kansas) . . .	C	(4)	1937
Baynham, Craig (Georgia Tech) .	RB	(1)	1970

Becker, Dave (Iowa) . . .	S	(1)	1980
Becker, Doug (Notre Dame) . . .	LB	(1)	1978
Becker, Kurt (Michigan) . . .	G	(2)	1982
Becker, Wayland (Marquette) . .	E	(1)	1934
Bell, Kay (Washington State) . .	T	(1)	1937
Bell, Todd (Ohio St.) . . .	S	(3)	1981
Benton, Jim (Arkansas) . . .	E	(1)	1943
Bergerson, Gilbert (Oregon State)	G	(2)	1932
Berry, Connie M.* (N. Carolina St.)	E	(5)	1942
Berry, Royce (Houston) . . .	DE	(1)	1976
Best, Art (Kent State) . . .	RB	(2)	1977
Bettis, Tom (Purdue) . . .	LB	(1)	1963
Bettridge, John (Ohio State) . .	HB	(1)	1937
Bingham, Don (Sul Ross) . . .	HB	(1)	1956
Bishop, Bill (North Texas) . . .	T	(9)	1952
Bishop, Don (Los Angeles City) .	E	(1)	1959
Bivins, Charles (Morris Brown) .	HB	(7)	1960
Bjork, Del (Oregon) . . .	T	(2)	1937
Blackburn, J. A. . . .	T	(1)	1923
Blacklock, Hugh* (Michigan State)	T	(6)	1920
Blackman, Lennon (Tulsa) . . .	HB	(1)	1930
Blanda, George (Kentucky) . . .	QB	(10)	1949
Boden, Lynn (South Dakota St.) .	G	(1)	1979
Bolan, George* (Purdue) . . .	FB	(4)	1921
Bonderant, J. B.* (DePaul) . . .	C	(1)	1922
Boone, J. R. (Tulsa U) . . .	HB	(4)	1948
Bortz, Mark (Iowa) . . .	G	(1)	1983
Brackett, M. L. (Auburn) . . .	T	(2)	1956
Bradley, Chuck (Oregon) . . .	TE	(1)	1977
Bradley, Ed (Wake Forest) . . .	G	(2)	1950
Braidwood, Charles* (Chattanooga)	E	(1)	1932
Bramhall, Art (DePaul) . . .	HB	(1)	1931
Bratkowski, Zeke (Georgia) . . .	QB	(6)	1954
Bray, Ray (Western Michigan) . .	G	(10)	1939
Brink, Larry (Northern Illinois) .	E	(1)	1954
Britton, Earl* (Illinois) . . .	FB	(1)	1925
Brockman, Edward (Oklahoma) .	B	(1)	1930
Brown, Charley (Syracuse) . . .	DB	(2)	1966
Brown, Ed (San Francisco) . . .	QB	(8)	1954
Brown, William (Illinois) . . .	FB	(1)	1961
Bruer, Bob (Mankato State) . . .	TE	(1)	1976
Brumbaugh, Carl* (Florida) . . .	QB	(8)	1930
Brupbacher, Ross (Tex. A&M) . .	LB	(4)	1970
Bryan, Johnny* (Chicago) . . .	HB	(4)	1922
Bryant, Waymond (Tennessee St.)	LB	(4)	1974
Buck, Arthur (John Carroll) . .	HB	(1)	1941
Buckler, William "Bill" (Alabama)	G	(6)	1926
Buffone, Doug (Louisville) . . .	LB	(14)	1966
Buivid, Ray* (Marquette) . . .	QB-HB	(2)	1937
Bukich, Rudy (Southern Cal) . .	QB	(9)	1958
Bull, Ronnie (Baylor) . . .	B	(9)	1962
Burdick, Lloyd* (Illinois) . . .	T	(2)	1931
Burgeis, Glenn (Tulsa) . . .	T	(1)	1945
Burks, Randy (SE Oklahoma St.)	WR	(1)	1976
Burman, George (Northwestern) .	T	(1)	1964
Burnell, Max (Notre Dame) . . .	B	(1)	1944

Buss, Arthur (Michigan State) T (2) 1934
 Bussey, Young* (Louisiana State) QB (2) 1940
 Butkus, Dick (Illinois) LB (9) 1965
 Butler, Gary (Rice) TE (1) 1975
 Buzin, Rich (Penn State) T (1) 1972

—C—

Cabral, Brian (Colorado) LB (3) 1981
 Cadile, James (San Jose State) . . . G (11) 1962
 Caffey, Lee Roy (Texas A&M) . . . LB (1) 1970
 Calland, Lee (Louisville) CB (1) 1969
 Campana, Al (Youngstown) HB (4) 1950
 Campbell, Gary (Colorado) LB (7) 1977
 Campbell, Leon (Arkansas) FB (3) 1952
 Canady, James (Texas) HB (2) 1948
 Carey, Bob (Michigan State) E (1) 1958
 Carl, Harland (Wisconsin) HB (1) 1956
 Carlson, Jules "Zuck" (Oregon St.) . G (8) 1929
 Caroline, J. C. (Illinois) HB (10) 1956
 Carter, Virgil (Brigham Young) . . QB (4) 1968
 Casares, Rick (Florida) FB (10) 1955
 Casey, Tim (Oregon) LB (1) 1969
 Castete, Jesse (McNeese State) . . HB (1) 1956
 Chamberlin, Guy* (Nebraska) . . . E (2) 1920
 Chambers, Wally (E. Kentucky) . . DT (5) 1973
 Chesley, Al (Pittsburgh) LB (1) 1982
 Chesney, Chester "Chet" (De Paul) C (2) 1939
 Childs, Clarence (Fla. A&M) . . . DB (1) 1968
 Cifers, Ed (Tennessee) E (2) 1947
 Clark, Gail (Michigan State) . . . LB (1) 1973
 Clark, Harry (West Virginia) . . . HB (4) 1940
 Clark, Herman (Oregon State) . . . G (5) 1952
 Clark, Phil (Northwestern) DB (1) 1970
 Clarkson, Stuart* (Texas A&I) . . . G (7) 1942
 Clemons, Craig (Iowa) S (6) 1972
 Coady, Rich (Memphis State) . . . C/E (5) 1970
 Cobb, Mike (Michigan State) . . . TE (4) 1978
 Cody, Ed (Purdue) FB (2) 1949
 Coia, Angelo (Southern California) HB (4) 1960
 Cole, Emerson (Toledo) FB (1) 1952
 Cole, Linzy (T.C.U.) WR (1) 1970
 Concannon, Jack (Boston College) QB (5) 1967
 Conkright, Bill* (Oklahoma) . . . C (2) 1973
 Connor, George (Notre Dame) . . . T (8) 1948
 Conzelman, Jim* (Washington) . . HB (1) 1920
 Cooke, Ed (Maryland) E (1) 1958
 Copeland, Ron* (UCLA) WR (1) 1969
 Corbett, George (Millikin) HB (7) 1932
 Cornish, Frank (Grambling) DT (4) 1966
 Corzine, Lester (Davis Elkins) . . . HB (1) 1938
 Cotton, Craig (Youngstown) . . . TE (1) 1973
 Covert, Jim (Pittsburgh) T (1) 1983
 Cowan, Les (McMurry) T (1) 1951
 Crawford, Fred (Duke) T (2) 1934
 Crawford, James "Mush" (Illinois) G (1) 1925
 Croft, Abe (Southern Methodist) . . E (2) 1944
 Croftcheck, Don (Indiana) G (1) 1967

Cross, Bob (S. F. Austin State) . . T (2) 1952
 Culver, Alvin (Notre Dame) T (1) 1932
 Cunningham, Harold (Ohio State) . E (1) 1929
 Curchin, Jeff (Florida State) . . . T (2) 1970

—D—

Daffer, Ted (Tennessee) E (1) 1954
 Damore, John (Northwestern) . . . C (2) 1957
 Daniell, Jim (Ohio State) T (1) 1945
 Daniels, Dick (Pacific-Oregon) . . S (2) 1969
 Davis, Art (Alabama State) T (2) 1953
 Davis, Fred (Alabama) T (6) 1946
 Davis, Harper (Mississippi State) HB (1) 1950
 Davis, John (Missouri) DB (1) 1970
 Davis, Roger (Syracuse) G (4) 1960
 Dean, Fred (Texas Southern) . . . G (1) 1977
 DeCorrevont, Bill (Northwestern) HB (2) 1948
 DeLong, Steve (Tennessee) . . . DE (1) 1972
 Deloplane, Jack (Salem) RB (1) 1979
 Dempsey, Frank (Florida) G (4) 1950
 Denney, Austin (Tennessee) . . . E (3) 1967
 Dent, Richard (Tennessee St.) . . DE (1) 1983
 Devlin, Chris (Penn State) LB (1) 1978
 Dewveall, Willard (So. Methodist) . E (2) 1959
 Digris, Bernie (Holy Cross) . . . T (1) 1943
 Dimancheff, Boris Babe (Purdue) HB (1) 1952
 Ditka, Mike (Pittsburgh) TE (6) 1961
 Dodd, Al (N.W. Louisiana) . . . DB (1) 1967
 Doehring, John "Bull" FB (6) 1932
 Doerger, Jerry (Wisconsin) T (1) 1982
 Donchez, Tom (Penn State) RB (1) 1975
 Dooley, Jim (Miami U.) E (9) 1952
 Dottley, John (Mississippi) . . . FB (3) 1951
 Douglas, Merrill (Utah) FB (3) 1958
 Douglass, Bobby (Kansas) QB (7) 1969
 Douthitt, Earl (Iowa) S (1) 1975
 Dreher, Ferd (Denver) E (1) 1938
 Dressen, Charley* QB (1) 1920
 Drews, Ted (Princeton) E (1) 1928
 Dreyer, Wally (Wisconsin) HB (1) 1949
 Driscoll, Paddy* (Northwestern) . HB (5) 1926
 Drulis, Chuck* (Temple) G (6) 1942
 Drury, Lyle (St. Louis) E (2) 1930
 Drzewiecki, Ron (Marquette) . . . HB (2) 1955
 Duerson, Dave (Notre Dame) . . . S (1) 1983
 Dugger, Jack (Ohio State) E (1) 1949
 Dunlap, Bob (Oklahoma) QB (1) 1935

—E—

Earl, Robin (Washington) RB-TE (6) 1977
 Ecker, Ed (John Carroll) T (1) 1947
 Edwards, Cid (Tennessee State) . . RB (1) 1975
 Ellis, Allan (UCLA) CB (7) 1973
 Elnes, Leland* (Bradley) QB (1) 1929
 Ely, Harold (Iowa) G (1) 1932
 Ely, Larry (Iowa) LB (1) 1975
 Engebretsen, Paul* (Northwestern) G (1) 1932
 Englund, Harry E (4) 1920

Erickson, Harold* (Wash. & Jeff.) HB (1) 1925
 Evans, Earl (Harvard) T (4) 1926
 Evans, Fred (Notre Dame) HB (1) 1948
 Evans, Vince (USC) QB-KR (7) 1977
 Evey, Dick (Tennessee) T (6) 1964

—F—

Falkenberg, Herb (Trinity) FB (1) 1951
 Famiglietti, Gary (Boston U.) FB (8) 1938
 Fanning, Stan (Idaho) T (3) 1960
 Farmer, George (U.C.L.A.) WR (6) 1970
 Farrington, John* (Prairie View) E (4) 1960
 Farris, Tom (Wisconsin) QB (2) 1946
 Feathers, Beattie* (Tennessee) HB (4) 1934
 Febel, Fritz* (Purdue) G (1) 1935
 Federovich, John (Davis & Elkins) T (2) 1941
 Feichtinger, Andy* E (2) 1920
 Fencik, Gary (Yale) S (8) 1976
 Fenimore, Bob (Oklahoma A&M) HB (1) 1947
 Ferguson, J. B. T (1) 1932
 Ferguson, Jim (So. California) C/LB (1) 1969
 Felz, Gus* FB (1) 1923
 Figner, George (Colorado) HB (1) 1953
 Fisher, Bob (SMU) TE (2) 1980
 Fisher, Jeff (USC) CB-PR (3) 1981
 Flaherty, Pat* (Princeton) E (1) 1923
 Flanagan, Dick (Ohio State) G (2) 1948
 Flanagan, Latham (Carnegie Tech) E (1) 1931
 Fleckenstein, Bill (Iowa) G (6) 1925
 Floyd, Bobby Jack (TCU) FB (1) 1953
 Ford, Charlie (Houston) CB (3) 1971
 Fordham, Jim* (Georgia) FB (2) 1944
 Forrest, Tom (Cincinnati) G (1) 1974
 Forte, Aldo (Montana) G (4) 1939
 Fortmann, Dan (Colgate) G (8) 1936
 Fortunato, Joe (Mississippi St.) LB (12) 1955
 Francis, Sam (Nebraska) FB (2) 1937
 Franklin, Paul* (Franklin) E (5) 1930
 Frazier, Leslie (Alcorn St.) CB (3) 1981
 Frederick, Andy (New Mexico) T (1) 1983
 Frump, Milton (Ohio Wesleyan) G (1) 1930

—G—

Gagnon, Dave (Ferris St.) RB (1) 1974
 Gaines, Wentford (Cincinnati) CB (3) 1978
 Galimore, Willie* (Florida A&M) HB (7) 1957
 Gallagher, Dave (Michigan) DE (1) 1974
 Gallarneau, Hugh (Stanford) HB (5) 1941
 Garrett, Carl (N. Mex. Highlands) RB (2) 1973
 Garrett, T. (Oklahoma A&M) C (2) 1947
 Garrett, W. D. (Mississippi State) T (1) 1950
 Gault, Willie (Tennessee) WR (1) 1983
 Garvey, A. "Hec" (Notre Dame) E (4) 1922
 Garvey, Ed* (Notre Dame) HB (1) 1925
 Gentry, Curtiss (Maryland State) DB (3) 1966
 Gentry, Dennis (Baylor) PR-RB (2) 1982
 George, Bill* (Wake Forest) G/LB (14) 1952
 Gepford, Sid* (Millikin & Bethany) B (1) 1919

Gersbach, Carl (West Chester St.) LB (1) 1975
 Geyer, Bill (Colgate) HB (3) 1942
 Gibron, Abe (Purdue) G (2) 1958
 Gilbert, Kline (Mississippi) T (5) 1953
 Gilliam, John (S. Carolina St.) WR (1) 1977
 Glenn, Bill (Eastern Illinois) QB (2) 1941
 Glueck, Larry (Villanova) B (3) 1963
 Goebel, Paul (Michigan) E (1) 1925
 Goodnight, Owen* (Hardin-Sims) QB (1) 1946
 Gordon, Dick (Michigan State) HB (7) 1965
 Gordon, Lou* (Illinois) T (1) 1938
 Gorgal, Ken (Purdue) HB (2) 1955
 Grabowski, Jim (Illinois) RB (1) 1971
 Graham, Conrad (Tennessee) DB (1) 1973
 Grabberry, Ken (Wash. St.) RB (1) 1974
 Grange, Garland, "Gardie" (Illinois) E (3) 1929
 Grange, Harold "Red" (Illinois) HB (8) 1925
 Green, Bobby Joe (Florida) P (12) 1962
 Greenwood, Glen* (Iowa) HB (1) 1924
 Grim, Bob (Oregon State) WR (1) 1975
 Grosvenor, George (Colorado) HB (2) 1935
 Grygo, Al* (South Carolina) HB (2) 1944
 Gudauskas, Pete (Murray State) G (2) 1943
 Gulyanics, George (Ellisville, JC) HB (6) 1947
 Gunn, Jimmy (USC) LB (6) 1970
 Gunner, Harry (Oregon State) DE (1) 1970

—H—

Haddon, Aldous (Wash. & Jeff.) B (1) 1928
 Haines, Kris (Notre Dame) WR (3) 1979
 Halas, George (Illinois) E (10) 1920
 Hale, Dave (Ottawa) DE (3) 1969
 Haluska, Jim (Wisconsin) HB (1) 1956
 Hamity, Lewis (Chicago) HB (1) 1941
 Hamlin, Gene (West. Michigan) C (1) 1971
 Hammond, Henry (Southwestern) E (1) 1937
 Hampton, Dan (Arkansas) DE (5) 1979
 Hanke, Carl* (Minnesota) G (1) 1922
 Hanny, Frank* (Indiana) E (5) 1922
 Hansen, Clifford (Luther) HB (1) 1933
 Hansen, Wayne (Texas Western) C (10) 1950
 Hardy, Cliff (Michigan State) CB (1) 1971
 Harley, Charles Chic* (Ohio St.) RB (1) 1921
 Harper, Roland (Louisiana Tech) RB (8) 1975
 Harris, Al (Arizona State) DE (5) 1979
 Harris, Richard (Grambling) DE (2) 1974
 Harrison, Jim (Missouri) RB (4) 1971
 Hart, Tommy (Morris Brown) DE (2) 1978
 Hartenstine, Mike (Penn St.) DE (9) 1975
 Hartman, Fred (Rice) T (1) 1947
 Hartnett, Perry (SMU) G (2) 1982
 Haselrig, Clint (Michigan) WR (1) 1974
 Hatley, John (Sul Ross) G (1) 1953
 Hazelton, Major (Florida A&M) DB (2) 1968
 Healey, Ed* (Dartmouth) T (6) 1922
 Healy, Don (Maryland) G (2) 1958
 Heardon, Tom* (Notre Dame) QB (1) 1929
 Heileman, Charles* (Iowa State) E (1) 1939

Helwig, John (Notre Dame)	G	(4)	1953	Jeter, Bob (Iowa)	CB	(3)	1971
Hempel, Bill (Carroll)	T	(1)	1942	Jeter, Perry	RB	(2)	1956
Henderson, Reuben (San Diego St.)	CB	(2)	1981	Jewett, Bob (Michigan State)	E	(1)	1958
Hensley, Dick (Kentucky)	E	(1)	1953	Jiggetts, Dan (Harvard)	T	(7)	1976
Herron, Bruce (New Mexico)	LB	(5)	1978	Joesting, Herb* (Minnesota)	FB	(2)	1931
Hester, Jim (North Dakota)	TE	(1)	1970	Johnson, Albert (Kentucky)	FB	(1)	1938
Hewitt, Bill* (Michigan)	E	(5)	1932	Johnson, Bill* (So. Methodist)	G	(2)	1946
Hibbs, Jesse (Southern California)	T	(1)	1931	Johnson, Greg (Florida St.)	DT	(1)	1977
Hicks, Tom (Illinois)	LB	(5)	1976	Johnson, Jack* (Miami)	B	(3)	1957
High, Lennie	HB	(1)	1920	Johnson, John (Indiana)	T	(6)	1963
Hilgenberg, Jay (Iowa)	C	(3)	1981	Johnson, Leo (Millikin)	HB	(1)	1920
Hill, Harlon (Florence St. Chrs.)	E	(8)	1954	Johnson, O. G.	FB	(1)	1924
Hill, Ike (Catawba)	WR	(2)	1973	Johnson, Pete (V.M.I.)	B	(1)	1959
Hoban, Mike (Michigan)	G	(1)	1974	Johnsos, Luke (Northwestern)	E	(9)	1929
Hobscheid, Fred* (Chicago)	G	(1)	1927	Jones, Bob (San Diego State)	E	(1)	1967
Hodgins, Norm (Louisiana St.)	S	(1)	1974	Jones, Edgar (Pittsburgh)	HB	(1)	1945
Hoffman, Jack (Xavier)	E	(5)	1952	Jones, Jerry* (Notre Dame)	G	(2)	1920
Hoffman, John (Arkansas)	E	(8)	1949	Jones, Jimmy (Wisconsin)	E	(3)	1965
Hoffman, John (Hawaii)	DE	(1)	1971	Jones, Stan (Maryland)	T	(12)	1954
Hoke, Jonathan (Ball State)	CB	(1)	1980	Juenger, Dave (Ohio U.)	WR	(1)	1973
Holloway, Glen (No. Texas State)	G	(4)	1970				
Holman, Willie (So. Carolina St.)	DE	(6)	1968				
Holmer, Walter* (Northwestern)	FB	(2)	1929				
Holovak, Mike (Boston College)	FB	(2)	1947				
Hoptowit, Al (Washington State)	T	(5)	1941				
Horton, Larry (Iowa)	DT	(2)	1972				
Howley, Charles (West Virginia)	C	(2)	1958				
Hrivnak, Gary (Purdue)	DT	(4)	1973				
Huarte, John (Notre Dame)	QB	(1)	1972				
Huff, Gary (Florida State)	QB	(4)	1973				
Huffine, Ken* (Purdue)	FB	(1)	1921				
Hugasian, Harry (Stanford)	HB	(1)	1955				
Hughes, Bernard* (Oregon)	C	(1)	1941				
Hughes, Billy* (Texas)	C	(2)	1940				
Hull, Mike (So. California)	FB	(3)	1968				
Hultz, Don (Southern Miss.)	DT	(1)	1974				
Hunsinger, Chuck (Florida)	HB	(3)	1950				
Hunt, Jackie (Marshall)	HB	(1)	1945				
Hurst, William (Oregon)	G	(1)	1924				
Huther, Bruce (New Hampshire)	LB	(1)	1982				
Hutchison, Anthony (Texas Tech)	RB	(1)	1983				
Hyland, Bob (Boston College)	C	(1)	1970				

—I—

Ingwersen, Burt* (Illinois)	G	(2)	1920
Ippolita, Anthony* (Purdue)	G	(1)	1943

—J—

Jackson, Bobby (Alabama)	HB	(1)	1961
Jackson, Noah (Tampa)	G	(9)	1975
Jackson, Randy (Florida)	T	(8)	1967
Jagade, Chick* (Indiana)	FB	(2)	1954
James, Dan (Ohio)	FB	(1)	1967
Janata, John (Illinois)	T	(1)	1983
Janet, Ernie (Washington)	G	(3)	1972
Jarmoluk, Mike (Temple)	T	(2)	1946
Jecha, Ralph (Northwestern)	G	(1)	1955
Jencks, Robert (Miami, O.)	E	(2)	1963
Jensvold, Leo* (Iowa)	QB	(1)	1931

Jeter, Bob (Iowa)	CB	(3)	1971
Jeter, Perry	RB	(2)	1956
Jewett, Bob (Michigan State)	E	(1)	1958
Jiggetts, Dan (Harvard)	T	(7)	1976
Joesting, Herb* (Minnesota)	FB	(2)	1931
Johnson, Albert (Kentucky)	FB	(1)	1938
Johnson, Bill* (So. Methodist)	G	(2)	1946
Johnson, Greg (Florida St.)	DT	(1)	1977
Johnson, Jack* (Miami)	B	(3)	1957
Johnson, John (Indiana)	T	(6)	1963
Johnson, Leo (Millikin)	HB	(1)	1920
Johnson, O. G.	FB	(1)	1924
Johnson, Pete (V.M.I.)	B	(1)	1959
Johnsos, Luke (Northwestern)	E	(9)	1929
Jones, Bob (San Diego State)	E	(1)	1967
Jones, Edgar (Pittsburgh)	HB	(1)	1945
Jones, Jerry* (Notre Dame)	G	(2)	1920
Jones, Jimmy (Wisconsin)	E	(3)	1965
Jones, Stan (Maryland)	T	(12)	1954
Juenger, Dave (Ohio U.)	WR	(1)	1973

—K—

Karr, William* (West Virginia)	E	(6)	1933
Karras, Ted (Indiana)	G	(5)	1960
Karwas, Jack (Michigan)	E	(2)	1946
Kassel, Chuck* (Illinois)	E	(1)	1927
Kavanaugh, Ken (Louisiana State)	E	(8)	1940
Kawal, Ed* (Illinois)	C	(6)	1931
Keane, Jim (Iowa)	E	(6)	1946
Keefe, Jerry* (Notre Dame)	G	(1)	1920
Kelly, Elmer (Wichita U.)	E	(1)	1944
Kelly, Jim (Tenn. St.)	TE	(1)	1974
Kendricks, Jim (Texas A&M)	T	(1)	1924
Keriasotis, Nick (St. Ambrose)	G	(3)	1942
Keys, Tyrone (Mississippi St.)	DE	(1)	1983
Kiesling, Walter* (St. Thomas)	G	(1)	1934
Kilcullen, Bob (Texas Tech.)	T	(8)	1957
Kilgore, Jon (Auburn)	P	(1)	1968
Kindt, Don (Wisconsin)	HB	(9)	1947
King, Ralph (Chicago)	T	(1)	1925
Kinney, Steve (Utah State)	T	(2)	1973
Kirk, Ken (Mississippi)	C	(1)	1960
Kissell, Adolph (Boston College)	FB	(1)	1942
Klawitter, Dick* (S. Dakota State)	C	(2)	1956
Klein, Dick (Iowa)	T	(2)	1958
Knopp, Oscar* (Illinois)	FB	(6)	1923
Knox, Bill (Purdue)	DB	(3)	1974
Knox, Ron (U.C.L.A.)	QB	(1)	1957
Koehler, Robert* (Northwestern)	FB	(2)	1920
Kolman, Ed (Temple)	T	(5)	1940
Konovsky, Bob* (Wisconsin)	G	(1)	1960
Kopcha, Joe (Chattanooga)	G	(5)	1929
Kortas, Kenneth (Louisville)	T	(1)	1969
Kosins, Gary (Dayton)	RB	(3)	1972
Kreamcheck, John (Wm. & Mary)	T	(3)	1953
Kreitling, Rich (Illinois)	E	(1)	1964
Kreiwald, Doug (West Texas State)	G	(2)	1967
Kuechenberg, Rudy (Indiana)	LB	(3)	1967

Kunz, Lee (Nebraska)	LB	(3)	1979	Mass, Wayne (Clemson)	OT	(3)	1968
Kurek, Ralph (Wisconsin)	FB	(6)	1965	Masters, Bob (Baylor)	FB	(2)	1943
—L—							
LaFleur, Joe* (Marquette)	FB	(3)	1922	Masterson, Bernie* (Nebraska)	QB	(7)	1934
LaForest, W.	FB	(1)	1920	Masterson, Forest (Iowa)	C	(1)	1945
Lahar, Harold (Oklahoma)	G	(1)	1941	Mastrogany, Gus (Iowa)	E	(1)	1931
Lamb, Walter (Oklahoma)	E	(1)	1946	Matheson, Jack (West. Michigan)	E	(1)	1947
Lanum, R. "Jake" (Ill. & Millikin)	B	(5)	1920	Mattson, Riley (Oregon)	T	(1)	1965
Larson, Fred* (Notre Dame)	C	(1)	1922	Matuza, Al (Georgetown)	C	(4)	1941
Latta, Greg (Morgan State)	TE	(6)	1975	May, Chester*	G	(1)	1920
Lawler, Allen (Texas)	HB	(1)	1948	May, Walter O. "Red"*	G	(1)	1920
Lawson, Roger (West. Michigan)	RB	(2)	1972	Mayes, Rufus (Ohio State)	T	(1)	1969
Layne, Bobby (Texas)	QB	(1)	1948	Maznicki, F. (Boston College)	HB	(2)	1942
Leclerc, Roger (Trinity)	LB	(7)	1960	McAfee, George (Duke)	HB	(8)	1940
Lee, Buddy (Louisiana State)	QB	(1)	1971	McClendon, Willie (Georgia)	RB	(4)	1979
Lee, Herman (Florida A&M)	T	(9)	1958	McColl, Bill (Stanford)	E	(8)	1952
Leeuwenburg, Rich (Stanford)	T	(1)	1965	McDonald, Lester* (Nebraska)	E	(3)	1937
Leggett, Earl (Louisiana State)	T	(10)	1957	McElwain, Bill (Northwestern)	HB	(1)	1925
Lemon, Clifford* (Centre)	T	(1)	1926	McEnulty, Doug (Wichita)	FB	(2)	1943
Leonard, James (Colgate)	T	(1)	1924	McGee, Tony (Bishop College)	DE	(3)	1971
Lesane, James (Virginia)	HB	(2)	1952	McKinney, Bill (West Texas)	LB	(1)	1972
Lick, Dennis (Wisconsin)	T	(6)	1976	McKinnon, Dennis (Florida St.)	WR	(1)	1983
Line, Bill (Southern Methodist)	DT	(1)	1972	McKinney, Phil (UCLA)	T	(1)	1982
Litzenich, Joseph (St. Louis)	FB	(2)	1930	McLean, Ray* (St. Anselms)	HB	(8)	1940
Lipscomb, Paul* (Tennessee)	T	(1)	1954	McMahon, Jim (BYU)	QB	(2)	1982
Livers, Virgil (W. Kentucky)	CB-PR	(5)	1975	McMichael, Steve (Texas)	DT	(3)	1981
Livingston, Andy (Phoenix JC)	B	(2)	1964	McMillen, Jim (Illinois)	G	(6)	1924
Logan, James (Indiana)	G	(2)	1942	McMullen, Daniel (Nebraska)	G	(2)	1930
Long, Harvey (Detroit)	T	(1)	1929	McPherson, Forrest (Nebraska)	G	(1)	1935
Long, Johnny* (Colgate)	QB	(2)	1944	McRae, Bennie (Michigan)	HB	(9)	1962
Lowe, Lloyd (North Texas State)	HB	(2)	1953	McRae, Franklin (Tenn. State)	DT	(1)	1967
Luckman, Sid (Columbia)	QB	(12)	1939	Meadows, Ed* (Duke)	E	(3)	1954
Lujack, Johnny (Notre Dame)	QB	(4)	1948	Mellekas, John (Arizona)	T	(5)	1956
Lusby, Vaughn (Arkansas)	CB	(1)	1980	Merkel, Monte (Kansas)	G	(2)	1942
Lyle, Garry (Geo. Washington)	CB	(7)	1968	Merrill, Mark (Minnesota)	LB	(1)	1979
Lyman, Roy "Link"* (Nebraska)	T	(9)	1926	Meyers, Jerry (N. Illinois)	DE-DT	(4)	1976
Lyon, George (Kansas State)	T	(1)	1929	Michaels, Edward* (Villanova)	G	(1)	1935

—M—							
MacLeod, Robert (Dartmouth)	HB	(2)	1939	Miller, Charles "Ookie" (Purdue)	C	(6)	1932
MacWherter, Kile* (Bethany)	FB	(1)	1920	Miller, Milford (Chadron)	T	(1)	1932
Macon, Ed (College of Pacific)	HB	(2)	1952	Milner, Bill (Duke)	G	(3)	1947
Magnani, Dante (St. Mary's)	HB	(4)	1942	Minini, Frank (San Jose St.)	HB	(3)	1947
Maillard, Ralph (Creighton)	T	(1)	1929	Mintum, John F. "Jack"*	C	(2)	1921
Malone, Charles (Texas A&M)	E	(1)	1933	Mitchell, Charley (Tulsa)	HB	(1)	1945
Manders, Jack* (Minnesota)	HB	(8)	1933	Mohardt, John* (Notre Dame)	HB	(1)	1925
Maniaci, Joe (Fordham)	FB	(4)	1938	Molesworth, Keith* (Monmouth)	HB	(7)	1931
Manning, Pete (Wake Forest)	E	(2)	1960	Montgomery, Randy (Weber St.)	CB	(1)	1974
Manske, Edgar (Northwestern)	E	(4)	1937	Montgomery, Ross (TCU)	FB	(2)	1969
Marconi, Joe (West Virginia)	FB	(5)	1962	Mooney, Jim* (Georgetown)	E	(1)	1935
Margarita, Bob (Brown)	HB	(3)	1944	Mooney, Tipp* (Abilene Christian)	HB	(3)	1944
Margerum, Ken (Stanford)	WR	(3)	1981	Moore, Albert (Northwestern)	QB	(1)	1932
Martin, Bill (Georgia Tech.)	E	(2)	1964	Moore, Jerry (Arkansas)	S	(2)	1971
Martin, Billy* (Minnesota)	HB	(3)	1962	Moore, Joe (Missouri)	RB	(2)	1971
Martin, Dave (Notre Dame)	LB	(1)	1969	Moore, McNeil (Sam Houston)	HB	(3)	1954
Martin, Frank (Alabama)	HB	(1)	1941	Moore, Rocco (Western Michigan)	G	(1)	1980
Martinovich, P. (College of Pacific)	G	(1)	1940	Moorehead, Emery (Colorado)	TE	(3)	1981
Maslowski, Matt (San Diego U.)	WR	(1)	1972	Morgan, Mike (Wisconsin)	RB	(1)	1978
				Morris, Francis (Boston U.)	HB	(1)	1942
				Morris, Johnny (Santa Barbara)	FL	(10)	1958

Morris, Jon (Holy Cross)	C	(1)	1978
Morris, Larry (Georgia Tech.)	LB	(7)	1959
Morrison, Fred (Ohio State)	FB	(4)	1950
Morton, John (Missouri)	E	(1)	1945
Moser, Robert (Pacific)	C	(3)	1951
Mosley, Henry (Morris Brown)	HB	(1)	1955
Mucha, Charles (Washington)	G	(1)	1935
Mucha, Rudy (Washington)	G	(2)	1945
Muckensturm, Jerry (Ark. St.)	LB	(7)	1976
Mudd, Howard (Hillsdale)	G	(2)	1969
Mullen, Verne* (Illinois)	E	(3)	1923
Mullins, Don R. (Houston)	HB	(2)	1961
Mullins, Noah (Kentucky)	HB	(4)	1946
Mundee, Fred (Notre Dame)	C	(3)	1943
Murray, Richard* (Marquette)	T	(1)	1924
Murry, Don* (Wisconsin)	T	(8)	1924
Musso, George (Miliklin)	G	(12)	1933
Musso, Johnny (Alabama)	RB	(3)	1975
Meyers, Denny* (Iowa)	T	(1)	1931

—N—

Nagurski, Bronko (Minnesota)	FB	(9)	1930
Neacy, Clement* (Colgate)	E	(1)	1927
Neal, Dan (Kentucky)	C	(9)	1975
Neal, Ed (Louisiana State)	G	(1)	1951
Neck, Tommy (Louisiana State)	HB	(2)	1962
Negus, Fred (Wisconsin)	C	(1)	1950
Neidert, John (Louisville)	LB	(1)	1970
Nelson, Everett (Illinois)	T	(1)	1929
Nesbitt, Dick* (Drake)	HB	(4)	1930
Newsome, Billy (Grambling)	DE	(1)	1977
Newton, Bob (Nebraska)	G	(5)	1971
Nickla, Ed (Maryland)	G	(1)	1959
Nielsen, Hans (Michigan State)	K	(1)	1981
Nix, Kent (T.C.U.)	QB	(2)	1970
Nolting, Ray (Cincinnati)	HB	(9)	1936
Norberg, Hank (Stanford)	E	(1)	1948
Nordquist, Mark (Pacific)	G-C	(2)	1975
Nori, Reino (DeKalb)	HB	(1)	1938
Norman, Dick (Stanford)	QB	(2)	1961
Norman, Tim (Illinois)	G	(1)	1983
Nowaskey, Bob* (Geo. Wash.)	E	(3)	1940

—O—

O'Bradovich, Ed (Illinois)	E	(10)	1962
O'Connell, J. F.* (Penn. St.)	C	(1)	1924
O'Connell, Tom (Illinois)	QB	(1)	1953
Oech, Verne (Minnesota)	G	(1)	1936
Oelerich, John (St. Ambrose)	HB	(1)	1938
Ogden Ray (Alabama)	TE	(3)	1969
O'Quinn, John (Wake Forest)	E	(2)	1950
O'Rourke, Charles (Boston Col.)	QB	(1)	1942
Osborne, Jim (Southern)	DT	(12)	1972
Osmanski, Bill (Holy Cross)	FB	(7)	1939
Osmanski, Joe (Holy Cross)	FB	(4)	1946

—P—

Pagac, Fred (Ohio State)	TE	(1)	1974
Page, Alan (Notre Dame)	DT	(4)	1978
Parsons, Bob (Penn State)	P-TE	(11)	1972

Patterson, Billy (Baylor)	QB	(1)	1939
Pauley, Frank Don (Wash. & Jeff.)	T	(1)	1930
Payton, Walter (Jackson State)	RB	(9)	1975
Pearce, W. "Pard"* (Penn.)	QB	(3)	1920
Pearson, Madison* (Kansas)	C	(6)	1929
Pederson, Jim (Augsburg)	HB	(1)	1932
Peiffer, Dan (S.E. Missouri St.)	C	(3)	1975
Percival, Mac (Texas Tech.)	K	(7)	1967
Perez, Peter (Illinois)	G	(1)	1945
Perina, Bob (Princeton)	HB	(2)	1949
Perini, Pete (Ohio State)	FB	(2)	1954
Perkins, Don (Plattsville)	FB	(2)	1945
Perrin, Lonnie (Illinois)	RB	(1)	1979
Petitbon, Richie (Tulane)	HB	(10)	1959
Petty, John* (Purdue)	FB	(1)	1942
Petty, Ross* (Illinois)	G	(1)	1920
Phillips, Loyd (Arkansas)	DE	(3)	1967
Phipps, Mike (Purdue)	QB	(5)	1977
Piccolo, Brian* (Wake Forest)	RB	(4)	1966
Pickens, Bob (Nebraska)	T	(2)	1967
Pifferini, Bob (U.C.L.A.)	LB	(4)	1972
Pinder, Cyril (Illinois)	RB	(2)	1971
Plank, Doug (Ohio State)	S	(8)	1975
Plasman, Dick* (Vanderbilt)	E	(6)	1937
Podmajersky, Paul (Illinois)	G	(1)	1944
Polisky, John* (Notre Dame)	G	(1)	1929
Pollock, Bill (Penn. Mil. Acad.)	HB	(2)	1935
Pool, Hampton (Stanford)	E	(4)	1940
Potter, Kevin (Missouri)	S	(1)	1983
Preston, Pat (Wake Forest)	G	(4)	1946
Pride, Dan (Jackson State)	LB	(2)	1968
Proctor, Rex (Rice)	HB	(1)	1953
Purnell, James (Wisconsin)	LB	(5)	1964
Pyle, Mike (Yale)	C	(9)	1961

—R—

Rabold, Mike* (Indiana)	G	(3)	1964
Rains, Dan (Cincinnati)	LB	(2)	1982
Rakestraw, Larry (Georgia)	QB	(4)	1964
Ramsey, Frank (Oregon State)	G	(1)	1945
Rather, Bo (Michigan)	WR	(5)	1974
Reader, Russ (Michigan State)	HB	(1)	1947
Reese, Lloyd* (Tennessee)	FB	(1)	1946
Reilly, Mike (Iowa)	LB	(5)	1964
Rentner, Ernest Pug* (N'western)	HB	(2)	1936
Reppond, Mike (Arkansas)	WR	(1)	1973
Rice, Andy (Texas Southern)	DT	(2)	1972
Richards, Golden (Hawaii)	WR	(2)	1978
Richards, Ray (Nebraska)	T	(4)	1933
Richardson, Mike (Arizona State)	CB	(1)	1983
Richman, Harry* (Illinois)	G	(1)	1929
Rivera, Steve (California)	WR	(1)	1977
Rives, Don (Texas Tech)	LB	(6)	1973
Roberts, Tom (DePaul)	G	(2)	1943
Roberts, Willie (Houston)	CB	(1)	1973
Roder, Mirro (None)	K	(2)	1973
Roehneit, William* (Bradley)	G	(2)	1958
Roger, Mel (Florida A&M)	LB	(1)	1977

Roggeman, Tom (Purdue)	G	(2)	1956
Romanik, Steve (Villanova)	QB	(4)	1950
Romney, Milton* (Chicago)	QB	(5)	1925
Ronzani, Gene* (Marquette)	QB	(8)	1933
Rosequist, Ted (Ohio State)	T	(3)	1934
Roveto, John (S.W. Louisiana)	K	(2)	1981
Rowden, Larry (Houston)	LB	(1)	1971
Rowland, Brad (McMurry)	HB	(1)	1951
Rowland, Justin (T.C.U.)	HB	(1)	1960
Rupp, Nelson* (Dennison)	QB	(1)	1921
Russell, Reginald (Northwestern)	E	(1)	1928
Ryan, John (Detroit)	T	(1)	1929
Ryan, Rocky (Illinois)	E	(1)	1958
Rydalch, Ron (Utah)	DE	(6)	1975
Ryzewski, Frank* (Notre Dame)	C	(1)	1923
Rykovich, Julie* (Illinois)	HB	(3)	1949

—S—

Sacrinty, Nick (Wake Forest)	QB	(1)	1947
Saldi, Jay (South Carolina)	TE	(1)	1983
Sanderson, Reggie (Stanford)	RB	(1)	1973
Savoldi, Joe* (Notre Dame)	FB	(1)	1930
Sayers, Gale (Kansas)	HB	(7)	1965
Schiechl, John* (Santa Clara)	C	(2)	1945
Schmidt, Terry (Ball State)	S	(8)	1976
Schreiber, Larry (Tenn. Tech.)	RB	(1)	1976
Schroeder, Gene (Virginia)	E	(6)	1951
Schubert, Steve (U. Mass.)	PR-WR	(5)	1975
Schuette Paul* (Wisconsin)	G	(3)	1930
Schweda, Brian (Kansas)	DE	(1)	1966
Schweidler, Dick (St. Louis)	HB	(3)	1938
Scott, James (Henderson J.C.)	WR	(7)	1976
Scott, Ralph* (Wisconsin)	T	(5)	1921
Seals, George (Missouri)	G	(7)	1965
Seibering, Gerald (Drake)	FB	(1)	1932
Senn, Bill* (Knox)	HB	(6)	1926
Serini, Washington (Kentucky)	G	(4)	1948
Sevy, Jeff (California)	T-DE	(4)	1975
Seymour, Jim (Notre Dame)	WR	(3)	1970
Shank, J. L.	HB	(1)	1920
Shanklin, Ron (No. Texas St.)	WR	(2)	1975
Shaw, Glenn (Kentucky)	HB	(1)	1960
Shearer, Brad (Texas)	DT	(3)	1978
Shellog, Alec* (Notre Dame)	T	(1)	1939
Sherman, Saul (Chicago)	QB	(2)	1939
Shipkey, Jerry (U.C.L.A.)	FB	(1)	1953
Shoemaker, Hub (Illinois)	G	(2)	1920
Shy, Don (San Diego State)	RB	(3)	1970
Siegel, John (Columbia)	E	(5)	1939
Sigillo, Dom* (Xavier)	T	(2)	1943
Sigmund, Arthur W.	G	(1)	1923
Simmons, J. (Bethune-C'km'n)	WR	(1)	1969
Simmons, David (North Carolina)	LB	(1)	1983
Singletary, Mike (Baylor)	LB	(3)	1981
Sisk, John (Marquette)	HB	(5)	1932
Sisk, Jr., John (Miami)	B	(1)	1964
Skibinski, John (Purdue)	RB	(4)	1978
Smeja, Rudy (Michigan)	E	(2)	1944
Smith, Clarence (Georgia)	E	(1)	1942

Smith, Eugene (Georgia Tech.)	G	(1)	1930
Smith, H. Allen* (Mississippi)	E	(2)	1947
Smith, J. D. (N. Car. A&T)	FB	(1)	1956
Smith, James (Compton J.C.)	HB	(1)	1961
Smith, Ray Gene (Midwestern)	HB	(4)	1954
Smith, Ron (Wisconsin)	S	(4)	1965
Smith, Russell* (Illinois)	T	(3)	1921
Snyder, Bob (Ohio U.)	QB	(5)	1939
Sorey, Revie (Illinois)	G	(8)	1975
Spivey, Mike (Colorado)	CB	(3)	1977
Sprinkle, Ed (Hardin-Simmons)	E	(12)	1944
Stachowicz, Ray (Michigan St.)	P	(1)	1983
Stahlman, Dick* (DePaul)	T	(1)	1933
Standlee, Norm* (Stanford)	FB	(1)	1941
Stautberg, Gerald (Cincinnati)	G	(1)	1951
Staley, Bill (Utah State)	DT	(2)	1970
Steinbach, Larry* (St. Thomas)	G	(2)	1930
Steinkemper, Bill* (Notre Dame)	T	(2)	1942
Sternaman, Edward*	HB	(1)	1920
Sternaman, Joe (Illinois)	HB	(8)	1922
Stenn, Paul (Villanova)	G	(4)	1948
Steuber, Bob (Missouri)	HB	(2)	1942
Stickel, Walt (Pennsylvania)	T	(4)	1946
Stillwell, Roger (Stanford)	DE-DT	(3)	1975
Stinchcomb, Pete* (Ohio State)	QB	(2)	1921
Stoepl, Terry (Tulsa)	G	(1)	1967
Stoffa, Anton* (Luther)	HB	(1)	1939
Stone, Billy (Bradley)	HB	(4)	1951
Strickland, Larry* (North Texas)	C	(6)	1954
Sturtridge, Dick (DePaul)	HB	(2)	1928
Stydahar, Joe* (West Virginia)	T	(9)	1936
Suhey, Matt (Penn State)	RB	(4)	1980
Sullivan, Frank* (Loyola, N.O.)	C	(5)	1935
Sumner, Charles (Wm. & Mary)	HB	(4)	1955
Sweeney, Jake (Cincinnati)	T	(1)	1944
Swisher, Bob (Northwestern)	HB	(5)	1938
Szymanski, Frank (Notre Dame)	C	(1)	1949

—T—

Tabor, Paul (Oklahoma)	C	(1)	1980
Tackwell, C. O.* (Kansas State)	E	(3)	1931
Taft, Merrill* (Wisconsin)	FB	(1)	1924
Taylor, Clifton (Memphis St.)	RB	(1)	1974
Taylor, J. R. "Tarz" (Ohio State)	G	(2)	1921
Taylor, Joe (No. Carolina A&T)	DB	(8)	1967
Taylor, Lionel (Highland U.)	E	(1)	1959
Taylor, Roosevelt (Grambling)	DB	(8)	1961
Thomas, Bob (Notre Dame)	K	(9)	1975
Thomas, Calvin (Illinois)	FB	(2)	1982
Thomas, Earl (Houston)	WR	(3)	1971
Thompson, Russ (Nebraska)	T	(4)	1936
Thrower, Willie (Michigan State)	QB	(1)	1953
Tom, Mel (San Jose State)	DE	(3)	1973
Torrance, Jack* (Louisiana State)	T	(2)	1939
Trafton, George* (Notre Dame)	C	(13)	1920
Trost, Mill (Marquette)	T	(5)	1935
Tucker, Bill (Tennessee State)	RB	(1)	1971
Turner, Cecil (California Poly)	FL	(6)	1968
Turner, Clyde (Hardin-Simmons)	C	(12)	1940

—U—

Ulmer, Mike (Doane)	CB	(1)	1980
Usher, Lou* (Syracuse)	T	(1)	1920

—V—

Vactor, Ted (Nebraska)	CB	(1)	1975
Vallez, Emilio (New Mexico)	TE	(2)	1968
Van Horne, Keith (USC)	T	(3)	1981
Van Valkenburg, Pete (BYU)	RB	(1)	1974
Veach, Walter*	HB	(1)	1920
Venturelli, Fred (None)	T	(1)	1948
Vick, Ernie* (Michigan)	C	(3)	1925
Vick, Richard (Wash. & Jeff.)	QB	(1)	1925
Vodicka, Joe (Lewistown)	HB	(3)	1943
Voss, Walter "Tillie"* (Detroit U.)	E	(2)	1927
Vucinich, Milt (Stanford)	G	(1)	1945

—W—

Wade, Charles (Tenn. St.)	WR	(1)	1974
Wade, William (Vanderbilt)	QB	(6)	1961
Waechter, Henry (Nebraska)	DE	(1)	1982
Wager, Clinton (St. Mary's)	E	(2)	1941
Wallace, Bob (Texas-El Paso)	E	(5)	1968
Wallace, Stan (Illinois)	HB	(4)	1954
Walquist, Laurie (Illinois)	QB	(10)	1922
Walterscheid, Len (S. Utah)	S-KR	(6)	1977
Ward, John (Oklahoma State)	C-G	(1)	1976
Washington, Harry (Colorado St.)	WR	(1)	1979
Watkins, Bobby (Ohio State)	HB	(3)	1955
Watts, Rickey (Tulsa)	WR	(5)	1979
Weatherly, Gerald (Rice)	C	(3)	1956
Wetoska, Bob (Notre Dame)	T	(10)	1960
Wetzel, Damon (Ohio State)	HB	(1)	1935
Wheeler, Ted (W. Texas State)	G	(1)	1970
Wheeler, Wayne (Alabama)	WR	(1)	1974
White, Roy (Valparaiso)	FB	(5)	1923

White, Wilford (Ariz. St.)	HB	(2)	1951
Whitman, S. J. (Tulsa)	HB	(2)	1953
Whitsell, Dave (Indiana)	DB	(6)	1961
Whittenton, Jesse (West Texas)	HB	(1)	1958
Wightkin, Bill (Notre Dame)	DE	(8)	1950
Williams, Bob (Notre Dame)	QB	(3)	1951
Williams, Broughton (Florida)	T	(1)	1947
Williams, Brooks (N. Carolina)	TE	(2)	1981
Williams, Dave (Colorado)	RB	(3)	1979
Williams, Fred (Arkansas)	T	(12)	1952
Williams, Jeff (Rhode Island)	G	(1)	1982
Williams, Perry (Purdue)	RB	(1)	1974
Williams, Walt (New Mexico St.)	CB	(2)	1982
Williams, Oliver (Illinois)	WR	(1)	1983
Wilson, George* (Northwestern)	E	(11)	1937
Wilson, Nemiah (Grambling)	CB	(1)	1975
Wilson, Otis (Louisville)	LB	(4)	1980
Wright, Steve (Alabama)	T	(1)	1971
Wynne, Elmer (Notre Dame)	FB	(1)	1928

—Y—

Youmans, Maury (Syracuse)	T	(4)	1960
Young, Adrian (So. Calif.)	LB	(1)	1973
Young, Randolph* (Millikin)	T	(1)	1920
Youngblood, George (L.A. State)	S	(1)	1969
Yourist, Abe	E	(1)	1923

—Z—

Zanders, Emanuel	G	(1)	1981
Zarnas, Gust (Ohio State)	G	(1)	1938
Zeller, Joe (Indiana)	G	(6)	1933
Zizak, Vince* (Villanova)	G	(1)	1934
Zorich, George* (Northwestern)	G	(3)	1944
Zucco, Vic (Michigan State)	HB	(3)	1957

BIG DAY BY OPPONENTS SINCE '63

RUSHING:

Yards	Player	Opponent	Date	Carries
206	Earl Campbell	Houston	11/16/80	31
152	Lawrence McCutcheon	Los Angeles	12/2/73	24
152	Sherman Smith	Seattle	11/5/78	23
150	Chuck Foreman	Minnesota	10/16/77	26

PASSING:

Yards	Player	Opponent	Date	Comp.
509	Vince Ferragamo	Los Angeles	12/26/82	30-46
367	Doug Williams	Tampa Bay	1/2/83	25-49
348	Steve DeBerg	San Francisco	10/28/79	26-41
342	Tommy Kramer	Minnesota	11/28/82	26-35
336	Eric Hipple	Detroit	10/19/81	14-25

PASS RECEIVING:

Yards	Player	Opponent	Date	Rec.
225	Bernie Casey	San Francisco	11/13/66	12
183	George Farmer	Los Angeles	12/26/82	9
182	Boyd Dowler	Green Bay	12/15/68	6

Bears in the Pro-Bowl

(1951-1970 NFL East vs. West, 1971—NFC vs. AFC)

1984 Mike Singletary, LB Walter Payton, RB	Doug Atkins, DE Richie Petitbon, DB Roosevelt Taylor, DB	Ed Brown, QB Rick Casares, RB J. C. Caroline, HB
1983 Dan Hampton, DT	Mike Pyle, C Bill Wade, QB	Larry Strickland, C McNeil Moore, HB
1982 Gary Fencik, S	Joe Marconi, RB	
1981 Gary Fencik, S Dan Hampton, DE Walter Payton, RB	George Halas, Coach	1956 Stan Jones, G Bill Wightkin, T Harlon Hill, WR Rick Casares, RB Jack Hoffman, E Ed Brown, QB Bill George, LB
1980 Walter Payton, RB	1963 Mike Ditka, TE Doug Atkins, DE Joe Fortunato, LB Richie Petitbon, DB	1955 Harlon Hill, WR Bill Bishop, T Bill George, LB Ed Sprinkle, DE
1979 Walter Payton, RB	1962 Stan Jones, G Doug Atkins, DE Bill George, LB Mike Ditka, TE	1954 George Connor, T-LB Don Kindt, HB Jack Hoffman, E Fred Williams, DT
1978 Allan Ellis, CB Walter Payton, † RB	1961 Stan Jones, G Doug Atkins, DE Bill George, LB Johnny Morris, FL	1953 Dick Barwegan, G Fred Williams, DT Gene Schroeder, E George Connor, T-LB Ed Sprinkle, DE
1977 Wally Chambers, DT	1960 Stan Jones, G Doug Atkins, DE Bill George, LB Rick Casares, RB Erich Barnes, DB Fred Williams, DT	1952 Dick Barwegan, G George Connor, T-LB John Dottley, RB Bulldog Turner, C-LB Johnny Lujack, QB Ed Sprinkle, DE Ray Bray, G
1976 Walter Payton, RB Wally Chambers, DT	1959 Doug Atkins, † DE Stan Jones, G Joe Fortunato, LB Bill George, LB Willie Galimore, RB Ric Casare, RB Fred Williams, DT	1951 Ray Bray, G Ed Sprinkle, DE George Connor, T-LB Fred Davis, T Dick Barwegan, G Bulldog Turner, C-LB Johnny Lujack, QB
1975 None		
1974 Wally Chambers, DT		
1973 Dick Butkus, LB Ron Smith, KR		
1972 Dick Gordon, WR Dick Butkus, LB		
1971 Dick Butkus, LB Cecil Turner, KR Bobby Joe Green, P Dick Gordon, * WR		
1970 Gale Sayers, † RB Dick Butkus, LB		
1969 Dick Butkus, LB Roosevelt Taylor, DB Gale Sayers, * RB		
1968 Gale Sayers, † RB Dick Butkus, LB		
1967 Gale Sayers, † RB Dick Butkus, LB Richie Petitbon, DB	1958 Doug Atkins, DE Rick Casares, RB Bill George, LB Stan Jones, G Kline Gilbert, T	
1966 Gale Sayers, RB Dick Butkus, LB Doug Atkins, DE Joe Fortunato, LB Mike Ditka, TE	1957 Harlon Hill, WR Stan Jones, G Bill George, LB	
1965 Joe Fortunato, LB Mike Ditka, TE Johnny Morris, * FL		
1964 Joe Fortunato, LB Mike Ditka, TE		

*Denotes selected for game but did not play due to injuries.

†Denotes game's outstanding back, lineman

BEARS ON RADIO

All Bear games can be heard for the seventh year on WBBM Newsradio 78 (780kc) live with play-by-play descriptions by Joe McConnell and analysis by Brad Palmer. Games are sandwiched between one-hour pre- and post-game shows.

ALL-LEAGUE SELECTIONS

(As Listed By The National Football League)

1931	Red Grange	HB	1945	Sid Luckman*	QB	Mike Ditka	TE	
1932	Jules Carlson	G	1946	Ken Kavanaugh	E	Bill George	LB	
	Luke Johnsos	E		Ray Bray	G	1962	Mike Ditka	TE
	Bronko Nagurski	FB		Hugh Gallarneau	HB	1961	Doug Atkins	DE
1933	Bill Hewitt	E		Sid Luckman	QB	1963	Doug Atkins	DE
	Joe Kopcha	G		Bulldog Turner	C		Mike Ditka	TE
	Bronko Nagurski	FB	1947	Fred Davis	T		Joe Fortunato	LB
1934	Beattie Feathers	HB		Ken Kavanaugh	E		Bill George	MLB
	Bill Hewitt	E		Sid Luckman	QB		Richie Petitbon	S
	Joe Kopcha	G	1948	Ray Bray	G		Roosevelt Taylor	S
	Bronko Nagurski	FB		Bulldog Turner	C	1964	Mike Ditka	TE
1935	Bill Karr	E	1949	Ray Bray	G		Joe Fortunato	LB
	Joe Kopcha	G	1950	Dick Barwegan	G		Johnny Morris	FL
	George Musso	T		George Connor	T	1965	Dick Butkus	MLB
1937	George Musso	T		Johnny Lujack	QB		Joe Fortunato	LB
	Joe Stydahar	T	1951	Dick Barwegan	G		Gale Sayers	RB
1938	Danny Fortmann	G		George Connor	OT & DT	1966	Gale Sayers	RB
	Joe Stydahar	T	1952	George Connor	LB & OT	1967	Dick Butkus	MLB
1939	Danny Fortmann	G	1953	George Connor	LB & OT		Gale Sayers	RB
	Bill Osmanski	FB	1954	Harlon Hill	E	1968	Dick Butkus	MLB
	Joe Stydahar	T	1955	George Connor	LB		Gale Sayers	RB
1940	Danny Fortmann	G		Bill George	MG	1969	Dick Butkus	MLB
	Joe Stydahar	T		Harlon Hill	E		Gale Sayers	RB
1941	Danny Fortmann	G		Stan Jones	G	1970	Dick Butkus	MLB
	Sid Luckmann	QB		Bill Wightkin	T		Dick Gordon	WR
	George McAfee	HB	1956	Rick Casares	FB	1972	Dick Butkus	MLB
	Bulldog Turner	C		Bill George	MG	1975	Wally Chambers	DT
1942	Lee Artoe	T		Harlon Hill	E	1976	Wally Chambers	DT
	Gary Famiglietti	FB		Stan Jones	G		Walter Payton	RB
	Danny Fortmann	G		Larry Strickland	C	1977	Walter Payton	RB
	Sid Luckman	QB	1957	Bill George	LB	1978	Walter Payton	RB
	Bulldog Turner	C		Larry Strickland	C	1979	Gary Fencik	S
1943	Harry Clark*	HB	1958	Bill George	LB		Walter Payton	RB
	Sid Luckman	QB	1959	Bill George	LB	1980	Walter Payton	RB
	Dante Magnani	HB		Stan Jones	G	1981	Gary Fencik	S
	Bulldog Turner	C	1960	Doug Atkins	DE	1982	Dan Hampton	DT
1944	Sid Luckman*	QB		Bill George	LB	1983	Mike Singletary	LB
	Bulldog Turner	C		Stan Jones	G			

*No official team recognized

FUTURE SUPER BOWLS

Super Bowl XIX

January 20, 1985

Stanford Stadium, Palo Alto

Super Bowl XX

January 26, 1986

Superdome, New Orleans

Super Bowl XXI

January 25, 1987

Rose Bowl, Pasadena

Super Bowl XXII

January 24, 1988

Jack Murphy Stadium, San Diego

BEAR HALL-OF-FAMERS

9/17/20—George Halas representing the Decatur Staleys meets with representatives of 12 other clubs at Ralph Hay's Hupmobile showroom in Canton, O., forming the American Professional Football Association—which later became the NFL. Membership is set at \$100.



PRO FOOTBALL HALL OF FAME
CANTON, OHIO



GEORGE HALAS, End-Coach-Owner, inducted 1963. Started Bears as Decatur Staleys in 1920; has been with Bears ever since (with time out for Navy duty in WWII). Co-organizer of forerunner of NFL. Coached for 40 seasons and retired with an all-time 326 victories. Played pro ball for 11 seasons starting with Hammond Pros in 1919. Wore jersey 7.

Doug Atkins, DE, inducted 1982. Played for Bears from 1955 to 1966. All-Pro in 1960, 1961, and 1963. From 1958 through 1966, played in every Pro Bowl but one. Named Outstanding Lineman in '59 Pro Bowl. College ball at Tennessee. Wore jersey 81.

GEORGE BLANDA, QB-K, inducted 1981. All-time leading Bear scorer with 541 points in 10 Chicago seasons (1949-58). Came out of retirement in 1960 to play 7 seasons with Houston, 9 with Oakland. In 26-year career scored 2,002 points, threw for 26,920 yards, 236 TDs. Wore 16, 22 for Bears.

DICK BUTKUS, MLB, inducted 1979. Played for Bears nine seasons from 1965-73 after college ball at Illinois. Blessed with great speed and a tremendous competitive desire at 6-3, 245 pounds. Butkus was all-NFL eight times and played in eight Pro Bowls. Jersey number 51.

GEORGE CONNOR, T-LB, inducted 1975. Played for Bears eight seasons from 1948-55 after college ball at Holy Cross and Notre Dame. At 6-3, 240, Connor was the first of the big, mobile outside backers. All-Pro five times but in 1951-2-3 on both offense and defense. Played in four Pro Bowls. Jersey numbers 71 & 81.

JOHN (PADDY) DRISCOLL, HB, inducted 1965. Played five seasons for Bears 1926-31. Was Chicago Cardinal from 1919-25 after Northwestern days. Triple-threat performer with punting, drop-kicking to go with running. Coached Bears in '56 and '57. Jersey numbers 1 & 20.

DANNY FORTMANN, G, inducted 1965. Played eight seasons with Bears from 1936 to '43 after college ball at Colgate. Received M.D. from U. of Chicago 1940. Punishing blocker despite 6-0, 210-pounds, and helmetless style. All-Pro five times. Jersey number 21.

BILL GEORGE, LB, inducted 1974. Played 14 seasons with Bears from 1952 to '66 and finished career with Rams. All-Pro eight times. First great NFL middle linebacker. "Created" the position switching from middle-guard in '54. Played in eight Pro Bowls. His jersey number 61 is retired.

HAROLD (RED) GRANGE, HB, inducted 1963. Played seven seasons with Bears: 1925, then 1929-34. Spent 1926-28 with own NY team. Showcasing the Galloping Ghost, Bears played 16 games from 11/26/25 to 1/31/26 from coast to coast posting 11-4-1 record. Made first all-Pro team 1931. His jersey number 77 is retired.

ED HEALEY, T, inducted 1964. Played for Bears five seasons from 1922 to 1927. First player purchased by Bears—from Rock Island where he played two seasons. Termed "the most versatile tackle of all time" by Halas. First president (1937) of Bear alumni association. College ball at Dartmouth. Wore jersey 16.

BILL HEWITT, E, inducted 1971. Played five seasons with Bears from 1932 to 1936 then four more seasons with Eagles. All-League in '33 and '34. Helmetless player who starred at Michigan. His number 56 is retired.

SID LUCKMAN, QB, inducted 1965. Played 12 seasons with Bears from 1939 to '50. Tailback at Columbia. All-Pro six times. Directed Bears to four NFL championships. Still leads NFL in percentage throws for TDs with 7.9%, 137 TDs. His number 42 is retired.

ROY (LINK) LYMAN, T, inducted 1964. Played seven seasons for Bears between 1926 and '34. Started pro career with Canton in 1922; college star at Nebraska. Played defense with stunting style setting trend for modern play. Wore five jersey numbers during career: 2, 11, 12, 14, 77.

GEORGE McAFEE, HB, inducted 1966. Played eight seasons with Bears from 1940 to 1950 with time out for WWII. All-Pro in 1941. Held NFL punt return record until a few years ago with 12.78 yards a try. All-America at Duke. His jersey number 5 is retired.

George Musso, T-G, inducted 1982. Played for Bears from 1933 to 1944, All-Pro in 1935 as a tackle and in 1937 as a guard. College ball at Milliken. Wore jersey 16.

BRONKO NAGURSKI, FB-T, inducted 1963. Played nine seasons with Bears from 1930 to '37 and 1943 (after retiring). All-Pro three times. Most punishing runner of all time. Minnesota all-America. Sixth on all-time Chicago rushing Chicago rushing list. His jersey number 3 is retired. Also wore number 16.

GALE SAYERS, RB, inducted 1977. Played for Bears seven seasons from 1965 to '71. Unanimous all-NFL five times, NFL Rookie-of-the-Year 1965. Selected for Pro Bowl five times, played in four, most valuable offensive player in three. Selected as all-time All-Pro. Set 23 Bear records and seven NFL records. Wore jersey number 40.

JOE STYDAHAR, T, inducted 1967. Played nine seasons with Bears from 1936 to 1946 with time out for WWII. First player ever drafted by Bears. Played at West Virginia. All-Pro four times. Played on three NFL championship teams. Wore jersey 13.

GEORGE TRAFTON, C, inducted 1964. Played 12 seasons with Bears from 1920 to '32 and never made a bad snap. College star at Notre Dame. First center to snap with one hand. Wore jersey 13.

CLYDE (BULLDOG) TURNER, C-LB, inducted 1966. Played 12 seasons with Bears from 1940 to '52 with all-pro honors six times as center. Made 17 interceptions as LB. Played in first two Pro Bowls ('51 & '52). All-America at Hardin-Simmons. His jersey number 66 is retired.

BEAR HISTORICAL HIGHLIGHTS

1920—The Staleys shutout 12 of their 13 foes, lose only to the Chicago Cardinals (7-6 at Normal Park) and post a 10-1-2 record. Each player is paid \$1,900 for the season.

1921—Decatur Staley AC becomes Chicago Staleys, plays in Wrigley Field, and wins the APFA title with 9-1-1 record. A. E. Staley gives George Halas the Club with \$5,000 to keep the Staley name for the season. Halas makes Dutch Sternaman his partner.

1/28/22—Franchise renamed Chicago Bears.

11/27/22—First Chicago player deal: Bears buy tackle Ed Healey's contract from the Rock Island Independents for \$100—twice the going rate for a franchise that season.

12/7/24—Bears defeat Cleveland Bulldogs 23-0 at Wrigley Field for NFL championship that is later awarded to Cleveland at League meeting.

11/22/25—Harold Red Grange signs with Bears and pro football leaves its cradle. His agent C. C. (Cash & Carry) Pyle negotiates a \$100,000 deal with the Bears.

11/26/25—Halas takes the Bears and Grange on a 16-game coast-to-coast tour that sees the Club play 16 games from Nov. 26 thru Jan. 31 interrupted by a two-week rest. The Bears post a 11-4-1 record during the incredible endurance run.

11/26/25—Grange's first game 36,000 see Bears and Cardinals go 0-0 in Wrigley Field with Grange held to 36 yards.

12/6/25—73,000 New Yorkers watch Grange ramble 30 yards with an interception for his only TD as the Bears defeat the Giants 19-7.

1/16/26—Grange gets 2 TDs as the Bears impress 75,000 in the LA Coliseum beating the LA Tigers 17-7.

3/1/26—Bears open Loop offices at 111 W. Washington.

1927—Playing for NY Yankees against Bears, Grange catches cleats in mud and claims: "I was just another halfback after that."

1930—After a 4-8-2 1929 season, George Halas replaces himself as head coach with Ralph Jones. Jones posts a 24-10-7 record during his three seasons.

1930—Bears and Cardinals play football's first indoor game on an 80-yard field at Chicago Stadium. It's an exhibition for unemployment relief.

11/16/31—New Yorkers (including Gov. Alfred E. Smith and Mayor Jimmy Walker) in field boxes at \$100 a seat watch Bears top Giants in Polo Grounds 12-6.

12/18/32—Bronko Nagurski hits Red Grange with a two-yard TD pass and the Bears top the Portsmouth Spartans 9-0 for the NFL championship. The game was played before 11,198 indoors at Chicago Stadium on an 80-yard field.

1932—Franchise loses \$18,000 prompting Dutch Sternaman to unload his half of the Bears to George Halas.

1933—George Halas returns as head coach and takes club out of town for training camp for the first time. University of Notre Dame is the host.

11/5/33—Boston Redskins delight home fans by whitewashing Bears 10-0 ending Chicagoan's 30-game unbeaten string.

12/17/33—Bears use Rookie Jack Manders' accurate kicking for 11 points and defeat the Giants 23-11 in the NFL's first championship game.

1934—Halas University, the Bears alumni association, begins. Annually, Bear veterans return during season for Homecoming Weekend.

1934—Bears hold training camp at Lane Tech High in the City.

8/31/34—A classic is born as 79,432 watch the NFL champion Bears held to a scoreless tie by the first College All-Star team in a game sponsored by Chicago Tribune Charities in Soldier Field.

12/2/34—Rookie Beattie Feathers becomes first pro back to rush for 1,000 yards with 1,004 to lead NFL.

12/9/34—Undefeated Bears slip before Giants in NFL title tilt at Polo Grounds 30-13 before 35,059. With Chicago leading 10-3 at the half, NY dons basketball sneakers and scores 27 points.

1935—Training camp is conducted at St. John's Military Academy in Delafield, Wis.

1936—Joe Stydahar, tackle, West Virginia, is the first Bear draft pick.

12/12/37—Bears win Western Division title but lose NFL Championship 28-21 to Redskins at Wrigley Field. Nemesis Sammy Baugh hits 18 of 33 for 335 yards and 3 TDs. Jack Manders scores 15 of the Chicago points. A Chicago player's share is \$127.78.

12/8/40—Ten Bears tally TDs as Chicago rips Washington 73-0 for the NFL title before 36,034 in D.C. The rout signals the beginning of pro football's modern era with the formal unveiling of the T-formation. The Bears got \$873 per man.

1941—Bears get new fight song—"Bear Down Chicago Bears" is published.

134/CHICAGO

12/14/41—Bears and Packers agree their playoff game should be played to a "sudden-death" finish in event of tie. NFL adopts "sudden-death" plan 1-24-47.

12/13/42—George Halas departs for the US Navy prior to the NFL title game which Chicago loses 14-6 in Washington. Bears score on Lee Artoe's 50-yard fumble return.

1943—Hunk Anderson and Luke Johnsos co-coach the wartime Bears for the next three seasons compiling a 15-11-2 record.

11/14/43—Sid Luckman becomes the first pro to pass for over 400 yards in a game. He hits the Giants with 433 and seven TDs.

12/26/43—The Bears blast Washington 41-21 in Wrigley Field for the NFL title before 34,320 fans. Sid Luckman throws five TD passes (2 each to Harry Clark and Dante Magnani). Bronko Nagurski scores his last Bear TD, a 3-yard smash.

12/15/46—With George Halas around for the full season, the Bears whip the Giants 24-14 before a record NFL title crowd of 58,346 in the Polo Grounds. After opening with a 21-yard TD pass to Ken Kavanaugh, Sid Luckman gets the winning score on a 19-yard bootleg.

1948—Bears make the first trade for a draft choice then select QB Bobby Layne.

12/11/49—Johnny Lujack sets NFL passing record with 468 yards against the Cardinals.

12/17/50—Bears and Rams tie for Western Division title with 9-3 marks but Rams trip Bears in LA 24-14 breaking tie.

1956—Paddy Driscoll starts his two-year tour as head coach after George Halas retires for a third time. Driscoll's two teams own a 14-10-1 record.

12/30/56—Giants, with their sneakers again, trounce Chicago 47-7 before 56,836 in Yankee Stadium for NFL title.

11/2/58—Bears and Rams establish NFL attendance record drawing 90,833 paid in the L.A. Coliseum. Rams win 41-35.

10/22/61—Bears destroy the scorching 49er shotgun formation 31-0 with Bill George playing middle guard and the defensive line stunting.

12/29/63—Bears intercept five YA Title passes and capture NFL title from Giants 14-10 in Wrigley Field before 45,801 and closed circuit TV. Champs share \$5,899 per man. QB Billy Wade gets both TDs on 2- and 1-yard runs.

1964—Flanker Johnny Morris catches NFL record 93 passes.

1965—Bears set standard for perfect draft selecting LB Dick Butkus and RB Gale Sayers on first round.

11/25/65—Gale Sayers scores 6 TDs against 49ers.

12/12/65—Rookie Sayers bursts into pro football with a NFL record 22 TDs.

1966—Gale Sayers sets NFL combined yards record with 2,440.

5/27/68—The all-time winningest coach in football history, George Halas retires from coaching after 40 seasons with 326 wins, 150 defeats, 30 ties.

3/19/70—George Halas elected president of the National Football Conference as NFL-AFL merge.

6/6/70—Bear running back Brian Piccolo dies of cancer. Club establishes Piccolo Fund raising over \$1 million since for cancer fight.

12/13/70—Bears say goodbye to Wrigley Field trouncing Green Bay 35-17. They will make Soldier Field their home in 1971.

11/20/77—On route to leading the NFL in rushing with a Bear record 1,852 yards, Walter Payton dashes through Vikings in SF for a NFL record 275 yards.

12/18/77—A 28-yard FG by Bob Thomas with nine seconds left in overtime gives Bears a six-game win streak, their first playoff spot in 14 years with 9-5 record, and a 12-9 win over the Giants.

12/26/77—Bears finish season with 37-7 playoff loss at Dallas but set 28 team records and play before a home record 401,513 fans for seven Soldier Field dates.

1/19/78—With a three-year record of 20-22, Jack Pardee resigns to seek Redskin coaching job.

2/16/78—Neill Armstrong, defensive coordinator of the Minnesota Vikings, becomes head coach.

12/17/74—After three seasons and a League record of 11-30-1, Abe Gibron departs as head coach.

12/31/74—Former NFL star linebacker Jack Pardee is named Bear head coach—the first non-Bear to hold the job in the history of the Club.

7/12/75—Bears open training camp at Lake Forest College after 31 seasons of training in Rensselaer, Ind.

9/3/79—Bears occupy \$1.6 million new headquarters named Halas Hall on Lake Forest College campus.

12/16/79—Massive heart attack claims George (Mugs) Halas at 54. Bears go on to route St. Louis 42-6 while Dallas tips Washington 35-34. The combination sends 10-6 Bears to NFC playoffs.

12/23/79—After leading 17-10 at half, Bears drop 27-17 wildcard game at Philadelphia.

10/6/80—In 23-0 whitewash of Tampa Bay at Soldier Field (113th in Club history), Payton rushes for 133 and gains 14 more receiving to raise lifetime combined yardage to 9,492 and break Sayers' Club record.

12/7/80—Bears whip Packers 61-7 at Soldier Field equaling Club record for points and setting new standards for first downs (33) and pass completion percentage (83.3%, 20 of 24). QB Vince Evans throws for 316—most by a Bear in 10 years.

1/4/82—After four seasons and League record of 30-34, Neill Armstrong departs as head coach.

1/20/82—Mike Ditka, assistant offensive coach of the Dallas Cowboys, becomes head coach.

10/5/83—Bears' founder and owner George Halas, names Jerry Vainisi as the club's General Manager.

10/31/83—Bears' founder and owner, George Halas, dies at the age of 88.

11/11/83—Michael B. McCaskey becomes the Bears' 3rd president in the 65-year history of the franchise.

2/19/84—Rudy Custer, who served as business manager of the Bears for 38 years announces his retirement.

HOME GATE ATTENDANCE

Season	Capacity	Ticket Distribution	Actual Attendance	Ticket Average
1975	57,455	387,312	323,868	55,330
1976	57,359	401,123	351,812	57,303
1977	57,359	401,513	336,500	57,359
1978	57,359	458,872	385,976	57,359
1979	57,979	463,832	416,168	57,979
1980	64,154	513,232	464,897	64,154
1981	64,410	515,280	436,563	64,410
1982	65,793	249,354	183,626	62,339
1983	65,793	525,897	418,771	65,737

BEARS VS THE NFL

Opponents (1st game)	Bears:	Won	Lost	Tied	Pct.	Pts.	Opp.
Atlanta Falcons (1966)		4	9	0	.308	207	275
Regular Season		4	9	0	.308	207	275
Buffalo Bills (1969)		6	1	1	.857	152	110
Regular Season		2	1	0	.667	44	29
Pre-Season		4	0	1	1.00	108	81
Cincinnati Bengals (1972)		2	5	0	.286	70	136
Regular Season		0	2	0	.000	17	30
Pre-Season		2	3	0	.400	53	106
Cleveland Browns (1950)		6	17	0	.261	414	566
Regular Season		2	6	0	.250	110	216
Pre-Season		4	11	0	.267	304	350
Dallas Cowboys (1960)		5	8	0	.385	233	303
Regular Season		3	6	0	.333	154	202
Pre-Season		2	1	0	.667	72	64
Playoffs		0	1	0	.000	7	37
Denver Broncos (1970)		5	5	0	.500	188	176
Regular Season		3	3	0	.500	123	102
Pre-Season		2	2	0	.500	65	74
Detroit Lions (1934)		56	42	3	.571	1,927	1,816
Regular Season		55	42	3	.567	1,903	1,799
Pre-Season		1	0	0	1.000	24	17
Green Bay Packers (1921)		74	66	9	.529	2,344	2,225
Regular Season		67	54	6	.554	2,089	1,876
Pre-Season		6	12	3	.333	222	342
Playoffs		1	0	0	1.000	33	14
Houston Oilers (1969)		5	6	0	.455	199	235
Regular Season		1	2	0	.33	41	71
Pre-Season		4	4	0	.500	158	164
Indianapolis Colts (1956)		17	24	1	.414	811	865
Regular Season		13	21	0	.382	677	730
Pre-Season		4	3	1	.571	134	135
Kansas City Chiefs (1967)		3	4	0	.429	105	179
Regular Season		2	1	0	.667	51	59
Pre-Season		1	3	0	.250	54	120
Los Angeles Raiders (1972)		3	4	0	.429	150	131
Regular Season		1	3	0	.250	90	87
Pre-Season		2	1	0	.667	60	44
Los Angeles Rams (1946)		32	22	3	.593	1,328	1,262
Regular Season		31	20	3	.608	1,272	1,182
Pre-Season		1	1	0	.500	42	56
Playoffs		0	1	0	.000	14	24
Miami Dolphins (1961)		1	5	1	.167	74	181
Regular Season		0	3	0	.000	32	111
Pre-Season		1	2	1	.333	42	70
Minnesota Vikings (1961)		19	27	2	.413	835	1,016
Regular Season		18	25	2	.419	761	944
Pre-Season		1	2	0	.333	74	72
New England Patriots (1972)		1	3	0	.250	60	80
Regular Season		1	2	0	.333	43	53
Pre-Season		0	1	0	.000	17	27

BEARS VS THE NFL

Opponents (1st game)	Bears:	Won	Lost	Tied	Pct.	Pts.	Opp.
New Orleans Saints (1968)		7	5	0	.583	268	197
Regular Season		6	4	0	.600	241	171
Pre-Season		1	1	0	.500	27	26
New York Giants (1925)		38	22	2	.633	1,024	798
Regular Season		22	14	2	.605	619	443
Pre-Season		12	6	0	.667	287	224
Playoffs		4	2	0	.667	118	131
New York Jets (1974)		4	1	0	.800	112	65
Regular Season		1	1	0	.500	44	36
Pre-Season		3	0	0	1.000	68	29
Philadelphia Eagles (1933)		34	12	1	.739	1,036*	686*
Regular Season		20	3	1	.870	588*	267*
Pre-Season		14	8	0	.619	431	392
Playoffs		0	1	0	.000	17	27
Pittsburgh Steelers (1934)		31	10	1	.756	1,033*	633*
Regular Season		16	4	1	.800	543*	296*
Pre-Season		15	6	0	.714	490	337
St. Louis Cardinals (1920)		61	41	6	.598	1,986	1,425
Regular Season		52	24	6	.684	1,579	953
Pre-Season		9	17	0	.346	407	472
San Diego Chargers (1970)		2	5	0	.286	113	147
Regular Season		1	3	0	.250	55	105
Pre-Season		1	2	0	.333	58	42
San Francisco 49ers (1950)		24	22	1	.522	1,037	1,017
Regular Season		23	22	1	.511	1,013	1,010
Pre-Season		1	0	0	1.000	24	7
Seattle Seahawks (1976)		2	3	0	.400	111	90
Regular Season		1	2	0	.333	77	58
Pre-Season		1	1	0	.500	34	32
Tampa Bay Buccaneers (1976)		9	4	0	.692	222	146
Regular Season		8	4	0	.667	212	139
Pre-Season		1	0	0	1.000	10	7
Washington Redskins (1937)		36	17	0	.679	1,267	869
Regular Season		12	8	0	.600	466	380
Pre-Season		22	7	0	.759	660	426
Playoffs		2	2	0	.500	141	63
*In 1943 the Pittsburgh and Philadelphia teams were combined, the Bears' 48-21 victory points are included in both teams final scores.							
Totals: All Opponents		688	420	52	.620	22,616	17,395
Regular Season		472	313	42	.601	15,406	12,690
Pre-Season		211	101	10	.676	6,969	4,491
Playoffs		8	7	0	.533	339	296
Totals: 27 Active NFL		484	389	31	.554	17,207	15,549
Regular Season		365	289	25	.558	13,050	11,615
Pre-Season		115	94	6	.550	4,138	3,939
Playoffs		7	7	0	.500	330	296

ALL-TIME SEASON SCORES

CITIES CODE

A	Atlanta, Ga.
AN	Anaheim, Ca.
AK	Akron, O.
B	Birmingham, Ala.
BF	Buffalo, N.Y.
BL	Baltimore, Md.
BO	Boston, Mass.
BR	Brooklyn, N.Y.
C	Canton, O.
CH	Charleston, W. Va.
CI	Cincinnati, O.
CL	Cleveland, O.
CM	Comiskey Park
CN	Champaign, N.
CR	Cedar Rapids, Ia.
D	Detroit, Mich.
DA	Dallas, Tex.
DN	Denver, Colo.
DS	Dyche Stadium
GB	Green Bay, Wis.
H	Houston, Tex.
HE	Hershey, Pa.
JA	Jacksonville, Fla.
KC	Kansas City, Mo.
LA	Los Angeles, Ca.
M	Minnesota
ME	Memphis, Tenn.
MI	Miami, Fla.
MP	Mills Park, Chicago
ML	Milwaukee, Wis.
MN	Moline, Ill.
MO	Montreal, Canada
NA	Nashville, Tenn.
NE	New England
NF	Norfolk, Va.
NJ	East Rutherford, N.J.
NO	New Orleans, La.
NP	Normal Park, Chicago
NY	New York, N.Y.
O	Oakland, Ca.
P	Pontiac, Mich.
PH	Philadelphia, Pa.
PI	Pittsburgh, Pa.
PO	Portsmouth, O.
R	Raleigh, N.C.
RI	Richmond, Va.
RK	Rock Island, Ill.
S	Soldier Field
SB	South Bend, Ind.
SD	San Diego, Ca.
SE	Seattle, Wa.
SF	San Francisco, Ca.
SL	St. Louis, Mo.
SP	Spokane, Wa.
T	Tulsa, Okla.
TB	Tampa Bay, Fl.
TO	Toronto, Canada
W	Wrigley Field
WA	Washington, D.C.

1920 .909			1924 .857			
Won 10	Lost 1	Tied 2	Won 6	Lost 1	Tied 4	
George S. Halas, Ed Sternaman — Coaches			George S. Halas, Ed Sternaman — Coaches			
Moline	20	0	G. B. Packers	(GB)	0	
Kewanee	27	0	Rock Island	(RK)	0	
Rock Island	7	0	Rainie Legion	(W)	10	
Chicago Tigers	10	0	Chicago Cardinals	(W)	6	
Rockford	29	0	Frankford Yellowjackets	(W)	33	
Champaign	20	0	Rock Island	(W)	3	
Hammond	28	7	Columbus Tigers	(W)	12	
Rock Island	0	0	Rainie Legion	(W)	3	
Minneapolis Marines	3	0	G. B. Packers	(W)	3	
Chicago Tigers	6	0	Chicago Cardinals	(CM)	21	
Cardinals	(NY)	6	Milwaukee Badgers	(W)	31	
Cardinals	(W)	10			122	
Akron	0	0				
	166	14				
1921 .909			1925 .643			
Won 10	Lost 1	Tied 1	Won 9	Lost 5	Tied 3	
George S. Halas, Ed Sternaman — Coaches			George S. Halas, Ed Sternaman — Coaches			
Waukegan	35	0	Rock Island	0	0	
Rock Island	14	10	G. B. Packers	(GB)	10	
Rochester	16	13	Detroit Panthers		0	
Dayton Triangles	7	0	Hammond		28	
Detroit Heralds	20	9	Cleveland Bulldogs		7	
Rock Island	3	0	Chicago Cardinals	(CM)	0	
Cleveland Tigers	22	7	Rock Island		6	
Buffalo All Stars	6	7	Frankford Yellowjackets		19	
Green Bay Packers	(W)	20	0	Detroit Panthers		14
Buffalo All Stars	10	0	G. B. Packers	(W)	21	
Canton Bulldogs	0	0	Chicago Cardinals	(W)	0	
Chicago Cardinals	(W)	163	53	Columbus Tigers		14
				Frankford Yellowjackets		14
				N. Y. Giants	(NY)	19
				Providence		6
				Detroit Panthers		0
				N. Y. Giants	(W)	0
						158
1922 .750			1926 .923			
Won 9	Lost 3		Won 12	Lost 1	Tied 3	
George S. Halas, Ed Sternaman — Coaches			George S. Halas, Ed Sternaman — Coaches			
Rainie Legion	6	0	Milwaukee Badgers	10	7	
Rock Island	10	6	G. B. Packers	(GB)	6	
Rochester	7	0	Detroit Panthers		10	
Buffalo All Americans	7	0	N. Y. Giants	(W)	7	
Canton Bulldogs	6	7	Chicago Cardinals	(W)	16	
Dayton Triangles	9	0	Duluth Eskimos		24	
Thorpe & Indians	33	6	Akron		17	
Rock Island	3	0	Louisville		14	
Akron Indians	20	10	Chicago Cardinals	(S)	10	
Chicago Cardinals	(CM)	0	Milwaukee Badgers		10	
Toledo	22	0	G. B. Packers	(W)	19	
Chicago Cardinals	(CM)	0	Chicago Cardinals	(W)	0	
			Canton Bulldogs		35	
			Frankford Yellowjackets		6	
			Pottsville		9	
			G. B. Packers	(W)	3	
					216	
1923 .818			1927 .750			
Won 9	Lost 2	Tied 1	Won 9	Lost 3	Tied 2	
George S. Halas, Ed Sternaman — Coaches			George S. Halas, Ed Sternaman — Coaches			
Rock Island	0	3	Chicago Cardinals	(NY)	9	
Rainie Legion	3	0	G. B. Packers	(GB)	7	
G. B. Packers	(GB)	3	New York Yankees		12	
Buffalo	25	3	Cleveland Bulldogs		12	
Canton Bulldogs	0	6	Dayton Triangles		11	
Defang Indians	26	0	New York Yankees		5	
Akron Indians	20	6	Frankford Yellowjackets		0	
Rock Island	7	3	Providence		0	
Hammond Pros	14	7	Pottsville		30	
Chicago Cardinals	(CM)	3	G. B. Packers	(W)	14	
Rock Island	29	7	N. Y. Giants	(NY)	7	
Milwaukee Badgers	0	0	Chicago Cardinals	(W)	0	
			Frankford Yellowjackets		9	
			Duluth Eskimos		27	
					149	

1928 .636
Won 7 Lost 5 Tied 1

George S. Halas — Coach			
Ed Sternaman — Coaches	(NPI)	Bears	Opp.
Chicago Cardinals	(GB)	15	0
G B Packers	(W)	12	12
N Y Giants	(W)	13	0
G B Packers	(W)	6	16
Detroit Wolverines		0	6
New York Yankees		27	0
Dayton Triangles		27	0
Pottsville Maroons		13	6
Chicago Cardinals	(W)	34	0
Detroit Wolverines		7	14
Frankford Yellowjackets		28	6
G B Packers	(W)	0	6
Frankford Yellowjackets		0	19
		175	85

1932 .875
Won 7 Lost 1 Tied 6

Ralph Jones — Coach			
G B Packers	(GB)	Bears	Opp.
Staten Island Stapletons		0	0
Chicago Cardinals	(W)	0	0
G B Packers	(W)	0	2
Brooklyn Dodgers		13	0
Staten Island Stapletons	(NY)	27	7
Boston Redskins		7	7
N Y Giants	(NY)	28	8
Portsmouth Spartans		13	13
Brooklyn Dodgers		20	0
Chicago Cardinals	(W)	34	0
Portsmouth Spartans		7	7
N Y Giants	(W)	6	0
G B Packers	(W)	9	0
		164	44

1936 SEASON .750
Won 9 Lost 3

George S. Halas — Coach			
S 20 Green Bay Packers	(GB)	Bears	Opp.
S 27 Philadelphia Eagles	(PH)	30	3
Pittsburgh Pirates	(PI)	27	9
Chicago Cardinals	(W)	7	3
Pittsburgh Pirates	(W)	26	7
Detroit Lions	(W)	12	10
N 1 Green Bay Packers	(W)	10	21
N 8 New York Giants	(NY)	25	7
N 15 Boston Redskins	(BO)	26	0
N 22 Philadelphia Eagles	(PH)	28	7
N 26 Detroit Lions	(D)	7	13
N 29 Chicago Cardinals	(W)	7	14
		222	94

NFL CHAMPIONSHIP
Portsmouth Spartans 9 0
Played on 80-yard field in Chicago Stadium

1929 .308
Won 4 Lost 9 Tied 2

George S. Halas			
Ed Sternaman — Coaches		Bears	Opp.
Minneapolis Redjackets		19	6
G B Packers	(GB)	0	23
Minneapolis Redjackets		7	6
Buffalo Bisons		16	0
Chicago Cardinals	(W)	0	0
Minneapolis Redjackets		27	0
N Y Giants	(W)	14	26
G B Packers	(W)	0	14
Frankford Yellowjackets		14	20
N Y Giants	(NY)	0	34
Buffalo Bisons		7	19
Chicago Cardinals	(CM)	6	40
Frankford Yellowjackets		0	0
G B Packers	(W)	0	25
N Y Giants	(W)	9	14
		119	227

1933 SEASON .833
Won 10 Lost 2 Tied 1

George S. Halas — Coach			
S 24 Green Bay Packers	(GB)	Bears	Opp.
0 1 Boston Redskins	(W)	14	7
0 8 Brooklyn Dodgers	(BR)	10	0
0 15 Chicago Cardinals	(W)	12	9
0 22 Green Bay Packers	(W)	10	7
0 29 New York Giants	(W)	14	10
N 5 Boston Redskins	(BO)	0	10
N 12 Philadelphia Eagles	(PH)	3	3
N 19 New York Giants	(NY)	0	3
N 26 Portsmouth Spartans	(W)	17	14
N 30 Chicago Cardinals	(W)	22	6
0 3 Portsmouth Spartans	(PO)	17	7
0 10 Green Bay Packers	(W)	7	6
		133	42

NFL CHAMPIONSHIP
D 17 New York Giants (W) 23 21

1937 SEASON .900
Won 9 Lost 1 Tied 1

George S. Halas — Coach			
S 10 Green Bay Packers	(GB)	Bears	Opp.
0 4 Pittsburgh Steelers	(PI)	14	2
0 10 Cleveland Rams	(CL)	20	2
0 17 Chicago Cardinals	(W)	16	7
0 24 Detroit Lions	(W)	28	20
0 31 New York Giants	(NY)	3	3
N 7 Green Bay Packers	(GB)	14	24
N 14 Brooklyn Dodgers	(W)	29	7
N 25 Detroit Lions	(D)	13	0
N 28 Cleveland Rams	(W)	15	7
D 5 Chicago Cardinals	(W)	42	28
		201	100

NFL CHAMPIONSHIP
D 12 Washington Redskins (W) 21 28

1930 .692
Won 9 Lost 4 Tied 1

Ralph Jones — Coach			
Brooklyn Dodgers	(MPI)	Bears	Opp.
G B Packers	(GB)	0	7
Minneapolis Redjackets		20	0
N Y Giants	(W)	0	12
Chicago Cardinals	(CM)	32	6
Frankford Yellowjackets		13	7
Minneapolis Redjackets		12	13
G B Packers	(W)	12	0
N Y Giants	(W)	12	0
Chicago Cardinals	(W)	6	0
Portsmouth		14	6
G B Packers	(W)	21	0
Chicago Cardinals		9	7
		165	72

1934 SEASON 1.000
Won 13 Lost 0

George S. Halas — Coach			
S 23 Green Bay Packers	(GB)	Bears	Opp.
S 30 Cincinnati Reds	(CI)	21	3
0 7 Brooklyn Dodgers	(BR)	21	7
0 10 Pittsburgh Pirates	(PI)	28	0
0 14 Chicago Cardinals	(W)	20	0
0 21 Cincinnati Reds	(W)	31	7
0 28 Green Bay Packers	(W)	27	14
N 4 New York Giants	(W)	27	7
N 11 Boston Redskins	(BO)	21	0
N 18 New York Giants	(NY)	10	9
N 25 Chicago Cardinals	(W)	17	6
N 29 Detroit Lions	(D)	19	16
D 2 Detroit Lions	(W)	13	7
		266	86

NFL CHAMPIONSHIP
D 3 New York Giants (NY) 13 30

1938 SEASON .545
Won 6 Lost 5

George S. Halas — Coach			
S 15 Chicago Cardinals	(S)	Bears	Opp.
S 18 Green Bay Packers	(GB)	16	13
0 2 Philadelphia Eagles	(PH)	28	6
0 9 Cleveland Rams	(CL)	14	14
0 16 Chicago Cardinals	(W)	34	28
0 23 Cleveland Rams	(W)	21	23
N 6 Green Bay Packers	(W)	17	14
N 13 Washington Redskins	(W)	31	7
N 20 Brooklyn Dodgers	(BR)	24	6
N 24 Detroit Lions	(D)	7	14
		194	148

1931 .615
Won 8 Lost 5

Ralph Jones — Coach			
Cleveland Indians		Bears	Opp.
G B Packers	(GB)	21	0
N Y Giants	(W)	6	0
Chicago Cardinals	(W)	26	13
Frankford Yellowjackets		12	13
G B Packers	(W)	2	6
G B Packers		9	6
N Y Giants	(NY)	12	6
Brooklyn Dodgers		26	0
Portsmouth		0	3
Chicago Cardinals	(W)	18	7
N Y Giants	(W)	6	25
G B Packers	(W)	7	6
		145	92

1935 SEASON .600
Won 6 Lost 4 Tied 2

George S. Halas — Coach			
S 22 Green Bay Packers	(GB)	Bears	Opp.
S 29 Pittsburgh Pirates	(PI)	23	7
0 13 Philadelphia Eagles	(PH)	39	0
0 20 Brooklyn Dodgers	(W)	24	14
0 27 Green Bay Packers	(W)	14	17
N 3 New York Giants	(NY)	20	3
N 10 Boston Redskins	(BO)	30	14
N 17 New York Giants	(W)	0	3
N 24 Detroit Lions	(W)	20	20
N 28 Detroit Lions	(D)	2	14
D 1 Chicago Cardinals	(W)	7	7
D 8 Chicago Cardinals	(W)	13	0
		192	106

1939 SEASON .727
Won 8 Lost 3

George S. Halas — Coach			
S 15 Cleveland Rams	(W)	Bears	Opp.
S 24 Green Bay Packers	(GB)	30	21
0 2 Pittsburgh Steelers	(PI)	32	0
0 4 Cleveland Rams	(CL)	35	21
0 15 Chicago Cardinals	(W)	44	7
0 22 New York Giants	(NY)	13	10
0 29 Detroit Lions	(W)	0	16
N 5 Green Bay Packers	(W)	30	27
N 12 Detroit Lions	(D)	23	13
N 19 Philadelphia Eagles	(PH)	27	14
N 26 Chicago Cardinals	(CM)	48	7
		298	157

1940 SEASON .727

Won 8 Lost 3

George S. Halas — Coach	Bears	Opp.
S 22 Green Bay Packers (GB)	41	10
S 25 Chicago Cardinals (CM)	7	21
O 6 Cleveland Rams (CL)	21	14
O 13 Detroit Lions (D)	7	0
O 20 Brooklyn Dodgers (B)	16	7
O 27 New York Giants (NY)	37	21
N 3 Green Bay Packers (GB)	14	7
N 10 Detroit Lions (D)	14	17
N 17 Washington Redskins (WA)	3	7
N 24 Cleveland Rams (CL)	47	25
D 1 Chicago Cardinals (CM)	31	23
	238	152

NFL CHAMPIONSHIP

D 8 Washington Redskins (WA)	73	0
------------------------------	----	---

1944 SEASON .667

Won 6 Lost 3 Tied 1

Harley "Hunk" Anderson, Luke Johnsons — Coaches	Bears	Opp.
S 24 Green Bay Packers (GB)	28	42
O 8 Cleveland Rams (CL)	7	19
O 15 Cardinal-Pittsburgh (P)	34	7
O 22 Detroit Lions (D)	21	21
O 29 Cleveland Rams (CL)	28	28
N 5 Green Bay Packers (GB)	21	0
N 12 Boston Yanks (BY)	21	7
N 19 Detroit Lions (D)	21	41
N 26 Philadelphia Eagles (PH)	28	7
D 3 Cardinal-Pittsburgh (P)	49	7
	258	172

1948 SEASON .833

Won 10 Lost 2

George S. Halas — Coach	Bears	Opp.
S 26 Green Bay Packers (GB)	45	17
O 4 Chicago Cardinals (CM)	28	17
O 10 Los Angeles Rams (LA)	42	21
O 17 Detroit Lions (D)	28	0
O 24 Philadelphia Eagles (PH)	21	12
O 31 New York Giants (NY)	35	14
N 7 Los Angeles Rams (LA)	21	7
N 14 Green Bay Packers (GB)	21	7
N 21 Boston Yanks (BY)	51	17
N 28 Washington Redskins (WA)	34	14
D 5 Detroit Lions (D)	42	14
D 12 Chicago Cardinals (CM)	21	24
	375	151

1941 SEASON .909

Won 10 Lost 1

George S. Halas — Coach	Bears	Opp.
S 28 Green Bay Packers (GB)	25	17
O 5 Cleveland Rams (CL)	38	21
O 12 Chicago Cardinals (CM)	53	7
O 19 Detroit Lions (D)	49	0
O 26 Pittsburgh Steelers (P)	34	7
N 2 Green Bay Packers (GB)	14	16
N 9 Cleveland Rams (CL)	31	13
N 16 Washington Redskins (WA)	35	21
N 23 Detroit Lions (D)	24	7
N 30 Philadelphia Eagles (PH)	49	14
D 7 Chicago Cardinals (CM)	34	24
	396	147

CONFERENCE PLAYOFF

D 14 Green Bay Packers (GB)	33	14
-----------------------------	----	----

NFL CHAMPIONSHIP

D 21 New York Giants (NY)	37	9
---------------------------	----	---

1945 SEASON .300

Won 3 Lost 7

Harley "Hunk" Anderson, Luke Johnsons — Coaches	Bears	Opp.
S 30 Green Bay Packers (GB)	21	31
O 7 Cleveland Rams (CL)	0	17
O 14 Chicago Cardinals (CM)	7	16
O 21 Cleveland Rams (CL)	21	41
O 28 Detroit Lions (D)	10	16
N 4 Green Bay Packers (GB)	28	24
N 11 Detroit Lions (D)	28	35
N 18 Washington Redskins (WA)	21	28
N 25 Pittsburgh Steelers (P)	26	7
D 2 Chicago Cardinals (CM)	28	20
	192	235

1949 SEASON .750

Won 9 Lost 3

George S. Halas — Coach	Bears	Opp.
S 25 Green Bay Packers (GB)	17	0
O 2 Chicago Cardinals (CM)	17	34
O 9 Los Angeles Rams (LA)	16	31
O 16 Philadelphia Eagles (PH)	38	21
O 23 New York Giants (NY)	25	35
O 30 Los Angeles Rams (LA)	24	27
N 6 Green Bay Packers (GB)	24	3
N 13 Detroit Lions (D)	27	24
N 20 Washington Redskins (WA)	31	21
N 24 Detroit Lions (D)	26	7
D 4 Pittsburgh Steelers (P)	30	21
D 11 Chicago Cardinals (CM)	52	21
	332	218

1942 SEASON 1.000

Won 11 Lost 0

George S. Halas — Coach	Bears	Opp.
S 27 Green Bay Packers (GB)	44	28
O 4 Cleveland Rams (CL)	21	7
O 11 Chicago Cardinals (CM)	41	14
O 18 New York Giants (NY)	26	7
O 25 Philadelphia Eagles (PH)	45	14
N 1 Detroit Lions (D)	16	0
N 8 Brooklyn Dodgers (B)	35	0
N 15 Green Bay Packers (GB)	38	7
N 22 Detroit Lions (D)	42	0
N 29 Cleveland Rams (CL)	47	0
D 6 Chicago Cardinals (CM)	21	0
	376	84

NFL CHAMPIONSHIP

D 13 Washington Redskins (WA)	6	14
-------------------------------	---	----

1946 SEASON .800

Won 8 Lost 2 Tied 1

George S. Halas — Coach	Bears	Opp.
S 29 Green Bay Packers (GB)	30	7
O 6 Chicago Cardinals (CM)	34	17
O 13 Los Angeles Rams (LA)	28	28
O 20 Philadelphia Eagles (PH)	21	14
O 27 New York Giants (NY)	0	14
N 3 Green Bay Packers (GB)	10	7
N 10 Los Angeles Rams (LA)	27	21
N 17 Washington Redskins (WA)	24	20
N 24 Detroit Lions (D)	42	6
N 31 Chicago Cardinals (CM)	26	35
D 8 Detroit Lions (D)	45	24
	289	193

NFL CHAMPIONSHIP

D 15 New York Giants (NY)	24	14
---------------------------	----	----

1950 SEASON .750

Won 9 Lost 3

George S. Halas — Coach	Bears	Opp.
S 17 Los Angeles Rams (LA)	34	20
S 24 San Francisco 49ers (SF)	22	20
O 1 Green Bay Packers (GB)	21	31
O 8 Chicago Cardinals (CM)	27	6
O 15 Green Bay Packers (GB)	28	14
O 29 New York Giants (NY)	27	38
N 5 Detroit Lions (D)	35	21
N 12 New York Yanks (NY)	28	20
N 19 San Francisco 49ers (SF)	24	10
N 26 Los Angeles Rams (LA)	24	11
D 3 Chicago Cardinals (CM)	10	20
D 10 Detroit Lions (D)	6	9
	279	207

CONFERENCE PLAYOFF

D 17 Los Angeles Rams (LA)	14	24
----------------------------	----	----

1943 SEASON .889

Won 8 Lost 1 Tied 1

Harley "Hunk" Anderson, Luke Johnsons — Coaches	Bears	Opp.
S 28 Green Bay Packers (GB)	21	21
O 3 Detroit Lions (D)	27	21
O 10 Chicago Cardinals (CM)	48	21
O 17 Philadelphia Pittsburgh (P)	48	21
O 24 Brooklyn Dodgers (B)	33	21
O 31 Detroit Lions (D)	35	14
N 7 Green Bay Packers (GB)	21	7
N 14 New York Giants (NY)	56	7
N 21 Washington Redskins (WA)	7	21
N 29 Chicago Cardinals (CM)	35	24
	303	157

NFL CHAMPIONSHIP

D 26 Washington Redskins (WA)	41	21
-------------------------------	----	----

1947 SEASON .667

Won 8 Lost 4

George S. Halas — Coach	Bears	Opp.
S 28 Green Bay Packers (GB)	20	29
O 5 Chicago Cardinals (CM)	7	31
O 12 Philadelphia Eagles (PH)	40	7
O 19 Detroit Lions (D)	36	20
O 26 Washington Redskins (WA)	28	24
N 4 Boston Yanks (BY)	28	21
N 9 Green Bay Packers (GB)	20	21
N 16 Los Angeles Rams (LA)	41	21
N 23 Pittsburgh Steelers (P)	34	14
N 30 Detroit Lions (D)	44	12
D 7 Los Angeles Rams (LA)	12	11
D 14 Chicago Cardinals (CM)	21	30
	363	247

1951 SEASON .583

Won 7 Lost 5

George S. Halas — Coach	Bears	Opp.
S 30 Green Bay Packers (GB)	31	20
O 7 Chicago Cardinals (CM)	14	28
O 14 New York Giants (NY)	24	21
O 21 San Francisco 49ers (SF)	13	7
D 28 Detroit Lions (D)	28	23
N 4 Washington Redskins (WA)	27	10
N 11 Detroit Lions (D)	28	41
N 18 Green Bay Packers (GB)	24	13
N 25 Cleveland Browns (CL)	21	42
D 2 Los Angeles Rams (LA)	17	42
D 9 New York Giants (NY)	45	21
D 16 Chicago Cardinals (CM)	14	24
	286	282

1952 SEASON .416

Won 5 Lost 7

George S. Halas — Coach	Bears	Opp.
S 28 Green Bay Packers (GB)	24	14
O 5 Chicago Cardinals (CM)	10	21
O 12 Dallas Texans (W)	38	20
O 19 San Francisco 49ers (W)	16	40
O 26 Los Angeles Rams (LA)	7	31
N 2 San Francisco 49ers (SF)	20	17
N 9 Green Bay Packers (W)	28	41
N 17 Los Angeles Rams (W)	24	23
N 23 Detroit Lions (W)	24	23
N 27 Dallas Texans (AK)	23	27
D 7 Detroit Lions (D)	21	45
D 14 Chicago Cardinals (W)	10	7
	245	326

1956 SEASON .818

Won 9 Lost 2 Tied 1

John L. Driscoll — Coach	Bears	Opp.
S 30 Baltimore Colts (BL)	21	28
O 7 Green Bay Packers (GB)	37	21
O 14 San Francisco 49ers (W)	31	7
O 21 Baltimore Colts (W)	58	27
O 28 San Francisco 49ers (SF)	38	21
N 4 Los Angeles Rams (LA)	35	24
N 11 Green Bay Packers (W)	38	14
N 18 Los Angeles Rams (W)	30	21
N 25 New York Giants (NY)	17	17
D 2 Detroit Lions (D)	10	42
D 9 Chicago Cardinals (W)	10	3
D 16 Detroit Lions (W)	38	21
	363	246

NFL CHAMPIONSHIP

D 30 New York Giants (NY)	7	47
---------------------------	---	----

1950 SEASON .455

Won 5 Lost 6 Tied 1

George S. Halas — Coach	Bears	Opp.
S 25 Green Bay Packers (GB)	17	14
O 2 Baltimore Colts (BL)	7	42
O 9 Los Angeles Rams (W)	34	27
O 16 San Francisco 49ers (W)	27	10
O 23 Los Angeles Rams (LA)	24	24
O 30 San Francisco 49ers (SF)	7	25
N 6 B Y E		
N 13 Baltimore Colts (W)	20	24
N 20 Detroit Lions (W)	28	7
N 27 Dallas Cowboys (W)	17	7
D 4 Green Bay Packers (W)	13	41
D 11 Cleveland Browns (CL)	0	42
D 18 Detroit Lions (D)	0	36
	194	299

1953 SEASON .273

Won 3 Lost 8 Tied 1

George S. Halas — Coach	Bears	Opp.
S 27 Baltimore Colts (BL)	9	13
O 4 Green Bay Packers (GB)	17	13
O 11 Baltimore Colts (W)	14	16
O 18 San Francisco 49ers (W)	28	35
O 25 Los Angeles Rams (LA)	24	35
N 1 San Francisco 49ers (SF)	14	24
N 3 Green Bay Packers (W)	21	21
N 15 Washington Redskins (W)	27	24
N 22 Detroit Lions (W)	16	20
N 29 Los Angeles Rams (W)	24	21
D 6 Detroit Lions (D)	7	13
D 13 Chicago Cardinals (W)	17	24
	218	262

1957 SEASON .417

Won 5 Lost 7

John L. Driscoll — Coach	Bears	Opp.
S 29 Green Bay Packers (GB)	17	21
O 5 Baltimore Colts (BL)	10	21
O 13 San Francisco 49ers (W)	17	21
O 20 Los Angeles Rams (W)	34	26
O 27 San Francisco 49ers (SF)	17	21
N 3 Los Angeles Rams (LA)	16	10
N 10 Green Bay Packers (W)	21	14
N 17 Baltimore Colts (W)	14	29
N 24 Detroit Lions (D)	27	7
D 1 Washington Redskins (W)	3	14
D 8 Chicago Cardinals (CM)	14	6
D 15 Detroit Lions (W)	13	21
	203	211

1961 SEASON .571

Won 8 Lost 6

George S. Halas — Coach	Bears	Opp.
S 17 Minnesota Vikings (M)	13	37
S 23 Los Angeles Rams (LA)	21	17
O 1 Green Bay Packers (GB)	0	24
O 8 Detroit Lions (D)	31	17
O 15 Baltimore Colts (W)	24	10
O 22 San Francisco 49ers (W)	31	0
O 29 Baltimore Colts (BL)	21	20
N 5 Philadelphia Eagles (PH)	14	16
N 12 Green Bay Packers (W)	28	31
N 19 San Francisco 49ers (SF)	31	41
N 26 Los Angeles Rams (W)	28	24
D 3 Detroit Lions (W)	15	16
D 10 Cleveland Browns (W)	17	14
D 17 Minnesota Vikings (W)	52	35
	326	302

1954 SEASON .667

Won 8 Lost 4

George S. Halas — Coach	Bears	Opp.
S 26 Detroit Lions (D)	23	48
O 3 Green Bay Packers (GB)	10	3
O 10 Baltimore Colts (W)	28	9
O 17 San Francisco 49ers (W)	24	31
O 24 Los Angeles Rams (LA)	38	42
O 31 San Francisco 49ers (SF)	31	27
N 7 Green Bay Packers (W)	28	23
N 14 Cleveland Browns (W)	10	39
N 21 Baltimore Colts (BL)	28	13
N 28 Los Angeles Rams (W)	24	13
D 5 Chicago Cardinals (CM)	29	7
D 12 Detroit Lions (W)	28	24
	301	279

1958 SEASON .667

Won 8 Lost 4

George S. Halas — Coach	Bears	Opp.
S 28 Green Bay Packers (GB)	34	20
O 4 Baltimore Colts (BL)	38	51
O 12 San Francisco 49ers (W)	28	6
O 19 Los Angeles Rams (W)	31	10
O 26 San Francisco 49ers (SF)	27	14
N 1 Los Angeles Rams (LA)	35	41
N 9 Green Bay Packers (W)	24	10
N 16 Baltimore Colts (W)	0	17
N 23 Detroit Lions (D)	20	7
N 30 Pittsburgh Steelers (PI)	10	24
D 7 Chicago Cardinals (W)	30	14
D 14 Detroit Lions (W)	21	16
	298	230

1962 SEASON .643

Won 9 Lost 5

George S. Halas — Coach	Bears	Opp.
S 16 San Francisco 49ers (SF)	30	14
S 23 Los Angeles Rams (LA)	27	23
S 30 Green Bay Packers (GB)	0	49
O 7 Minnesota Vikings (M)	13	0
O 14 San Francisco 49ers (W)	27	34
O 21 Baltimore Colts (W)	35	15
O 28 Detroit Lions (D)	3	11
N 4 Green Bay Packers (W)	7	38
N 11 Minnesota Vikings (W)	31	30
N 18 Dallas Cowboys (DA)	34	33
N 25 Baltimore Colts (BL)	57	0
D 2 New York Giants (W)	24	26
D 9 Los Angeles Rams (W)	30	14
D 16 Detroit Lions (W)	3	0
	321	287

1963 SEASON .917

Won 11 Lost 1 Tied 2

George S. Halas — Coach	Bears	Opp.
S 15 Green Bay Packers (GB)	10	3
S 22 Minnesota Vikings (M)	28	7
S 29 Detroit Lions (D)	37	21
O 6 Baltimore Colts (W)	10	3
O 13 Los Angeles Rams (LA)	52	14
O 20 San Francisco 49ers (SF)	14	20
O 27 Philadelphia Eagles (W)	16	7
N 3 Baltimore Colts (BL)	17	7
N 10 Los Angeles Rams (W)	6	0
N 17 Green Bay Packers (W)	26	7
N 24 Pittsburgh Steelers (PI)	17	17
D 1 Minnesota Vikings (W)	17	17
D 8 San Francisco 49ers (W)	27	7
D 15 Detroit Lions (W)	24	14
	301	143

NFL CHAMPIONSHIP

D 29 New York Giants (W)	14	10
--------------------------	----	----

1964 SEASON .357				1968 SEASON .500				1972 SEASON .307			
Won 5		Lost 9		Won 7		Lost 7		Won 4		Lost 9 Tied 1	
George S. Halas — Coach				Jim Dooley — Coach				Abe Gibrón — Coach			
		Bears	Opp			Bears	Opp			Bears	Opp
S 13	Green Bay Packers (GB)	12	23	S 15	Washington Redskins (W)	28	38	S 17	Atlanta Falcons (A)	21	37
S 20	Minnesota Vikings (M)	34	28	S 22	Detroit Lions (D)	0	42	S 24	Los Angeles Rams (S)	21	37
S 27	Baltimore Colts (B)	0	52	S 29	Minnesota Vikings (M)	27	17	O 1	Detroit Lions (D)	24	38
O 4	San Francisco 49ers (SF)	21	31	O 6	Baltimore Colts (B)	7	28	O 6	Green Bay Packers (GB)	17	20
O 11	Los Angeles Rams (W)	38	17	O 13	Detroit Lions (D)	10	28	O 15	Cleveland Browns (CL)	17	0
O 18	Detroit Lions (D)	0	10	O 20	Philadelphia Eagles (PH)	29	16	O 23	Minnesota Vikings (M)	13	10
O 25	Washington Redskins (W)	20	27	O 27	Minnesota Vikings (M)	26	24	O 29	St. Louis Cardinals (SL)	27	10
N 1	Dallas Cowboys (W)	10	24	N 3	Green Bay Packers (GB)	13	10	N 5	Detroit Lions (D)	0	0
N 8	Baltimore Colts (W)	24	40	N 10	San Francisco 49ers (SF)	27	19	N 12	Green Bay Packers (GB)	17	23
N 15	Los Angeles Rams (LA)	34	24	N 17	Atlanta Falcons (A)	13	16	N 19	San Francisco 49ers (SF)	21	34
N 22	San Francisco 49ers (SF)	23	21	N 24	Dallas Cowboys (W)	3	34	N 26	Cincinnati Bengals (C)	3	13
N 26	Detroit Lions (D)	27	24	D 1	New Orleans Saints (NO)	23	17	D 3	Minnesota Vikings (M)	10	23
O 5	Green Bay Packers (GB)	3	17	D 8	Los Angeles Rams (LA)	17	16	D 10	Philadelphia Eagles (PH)	21	12
D 13	Minnesota Vikings (W)	14	41	D 15	Green Bay Packers (GB)	27	28	D 17	Oakland Raiders (O)	21	26
		260	379			250	333			225	275

1965 SEASON .643				1969 SEASON .071				1973 SEASON .214			
Won 9		Lost 5		Won 1		Lost 13		Won 3		Lost 11	
George S. Halas — Coach				Jim Dooley — Coach				Abe Gibrón — Head Coach			
		Bears	Opp.			Bears	Opp.			Bears	Opp.
S 19 San Francisco 49ers	(SF)	24	52	S 21 Green Bay Packers	(GB)	0	17	S 16 Dallas Cowboys	(A)	17	20
S 25 Los Angeles Rams	(LA)	28	30	S 28 St. Louis Cardinals	(SL)	17	20	S 23 Minnesota Vikings	(M)	13	22
O 3 Green Bay Packers	(GB)	14	23	O 5 New York Giants	(NY)	24	28	S 30 Denver Broncos	(DN)	33	14
O 10 Los Angeles Rams	(W)	31	6	O 12 Minnesota Vikings	(W)	0	31	O 7 New Orleans Saints	(NO)	16	21
O 17 Minnesota Vikings	(M)	45	37	O 19 Detroit Lions	(D)	7	13	O 14 Atlanta Falcons	(A)	6	46
O 24 Detroit Lions	(W)	38	10	O 26 Los Angeles Rams	(W)	7	9	O 21 New England Patriots	(S)	10	13
O 31 Green Bay Packers	(W)	31	10	N 2 Minnesota Vikings	(M)	14	31	O 28 Houston Oilers	(S)	35	14
N 7 Baltimore Colts	(W)	21	26	N 9 Pittsburgh Steelers	(P)	38	7	N 4 Green Bay Packers	(GB)	31	17
N 14 St. Louis Cardinals	(SL)	34	13	N 16 Atlanta Falcons	(A)	31	48	N 12 Kansas City Chiefs	(KC)	7	19
N 21 Detroit Lions	(D)	17	10	N 23 Baltimore Colts	(W)	21	24	N 18 Detroit Lions	(S)	7	30
N 26 New York Giants	(NY)	35	14	N 30 Cleveland Browns	(C)	24	28	N 25 Minnesota Vikings	(M)	13	31
O 5 Baltimore Colts	(B)	13	0	O 6 San Francisco 49ers	(SF)	21	42	O 2 Los Angeles Rams	(A)	0	26
D 12 San Francisco 49ers	(SF)	61	20	D 14 Green Bay Packers	(W)	3	21	O 9 Detroit Lions	(D)	7	40
D 19 Minnesota Vikings	(W)	17	24	D 21 Detroit Lions	(W)	3	20	D 16 Green Bay Packers	(S)	0	21
		409	275			210	339			195	334

1966 SEASON .417				1970 SEASON .428				1974 SEASON .286			
Won 5		Lost 7 Tied 2		Won 6		Lost 8		Won 4		Lost 10	
George S. Halas — Coach				Jim Dooley — Coach				Abe Gibrón — Coach			
	Bears		Opp.		Bears		Opp.		Bears		Opp.
S 11 Detroit Lions	(D)	3	14	S 19 New York Giants	(NY)	24	16	S 15 Detroit Lions	(S)	17	9
S 16 Los Angeles Rams	(LA)	17	31	S 27 Philadelphia Eagles	(PH)	20	16	S 22 New York Jets	(S)	21	23
S 25 B.Y.E				O 5 Detroit Lions	(D)	14	28	S 29 Minnesota Vikings	(M)	7	11
O 2 Minnesota Vikings	(M)	13	10	O 11 Minnesota Vikings	(M)	0	24	O 6 New Orleans Saints	(S)	24	10
O 9 Baltimore Colts	(W)	27	17	O 18 San Diego Chargers	(SD)	7	20	O 13 Atlanta Falcons	(A)	10	13
O 16 Green Bay Packers	(W)	0	17	O 25 Detroit Lions	(D)	10	16	O 21 Green Bay Packers	(GB)	10	9
O 23 Los Angeles Rams	(W)	17	10	N 1 Atlanta Falcons	(A)	23	14	O 27 Buffalo Bills	(B)	6	16
O 31 St. Louis Cardinals	(SL)	17	24	N 8 San Francisco 49ers	(SF)	16	37	N 3 Minnesota Vikings	(M)	0	17
N 6 Detroit Lions	(W)	10	10	N 15 Green Bay Packers	(GB)	19	20	N 10 Green Bay Packers	(M)	3	20
N 13 San Francisco 49ers	(SF)	30	30	N 22 Buffalo Bills	(W)	31	13	N 17 San Francisco 49ers	(SF)	0	34
N 20 Green Bay Packers	(GB)	6	13	N 29 Baltimore Colts	(BL)	20	21	N 24 Detroit Lions	(D)	17	34
N 27 Atlanta Falcons	(A)	23	6	D 5 Minnesota Vikings	(M)	13	16	D 1 New York Giants	(S)	16	13
D 4 Baltimore Colts	(BL)	16	21	D 13 Green Bay Packers	(W)	35	17	D 8 San Diego Chargers	(SD)	27	28
D 11 San Francisco 49ers	(SF)	14	41	D 20 New Orleans Saints	(NO)	24	3	D 15 Washington Redskins	(WA)	0	42
D 18 Minnesota Vikings	(W)	41	28			256	261			152	279
		234	272								

1967 SEASON .538				1971 SEASON .428				1975 SEASON .286			
Won 7		Lost 6 Tied 1		Won 6		Lost 8		Won 4		Lost 10	
George S. Halas — Coach				Jim Dooley — Coach				Jack Pardee — Coach			
Bears	Opp	Bears	Opp	Bears	Opp	Bears	Opp	Bears	Opp	Bears	Opp
S 17 Pittsburgh Steelers (P)	13 41	S 19 Pittsburgh Steelers (P)	17 15	S 21 Baltimore Colts (B)	7 35	S 21 Baltimore Colts (B)	7 35	S 21 Baltimore Colts (B)	7 35	S 21 Baltimore Colts (B)	7 35
S 24 Green Bay Packers (GB)	10 13	S 26 Minnesota Vikings (M)	20 17	S 28 Philadelphia Eagles (PH)	14 13	S 28 Philadelphia Eagles (PH)	14 13	S 28 Philadelphia Eagles (PH)	14 13	S 28 Philadelphia Eagles (PH)	14 13
O 1 Minnesota Vikings (M)	17 7	O 3 Los Angeles Rams (LA)	3 17	O 5 Minnesota Vikings (M)	3 26	O 5 Minnesota Vikings (M)	3 26	O 5 Minnesota Vikings (M)	3 26	O 5 Minnesota Vikings (M)	3 26
O 8 Baltimore Colts (W)	3 24	O 10 New Orleans Saints (S)	35 14	O 12 Detroit Lions (D)	7 27	O 12 Detroit Lions (D)	7 27	O 12 Detroit Lions (D)	7 27	O 12 Detroit Lions (D)	7 27
O 15 Detroit Lions (W)	14 3	O 17 San Francisco 49ers (SF)	0 13	O 19 Pittsburgh Steelers (P)	9 13	O 19 Pittsburgh Steelers (P)	9 13	O 19 Pittsburgh Steelers (P)	9 13	O 19 Pittsburgh Steelers (P)	9 13
O 22 Cleveland Browns (C)	0 24	O 24 Detroit Lions (D)	28 23	O 27 Minnesota Vikings (M)	9 13	O 27 Minnesota Vikings (M)	9 13	O 27 Minnesota Vikings (M)	9 13	O 27 Minnesota Vikings (M)	9 13
O 29 Los Angeles Rams (LA)	17 18	O 31 Dallas Cowboys (S)	23 19	N 2 Miami Dolphins (M)	14 46	N 2 Miami Dolphins (M)	14 46	N 2 Miami Dolphins (M)	14 46	N 2 Miami Dolphins (M)	14 46
N 5 Detroit Lions (D)	27 13	N 7 Green Bay Packers (GB)	14 17	N 4 Green Bay Packers (GB)	27 13	N 4 Green Bay Packers (GB)	27 13	N 4 Green Bay Packers (GB)	27 13	N 4 Green Bay Packers (GB)	27 13
N 12 New York Giants (W)	34 7	N 14 Washington Redskins (S)	16 15	N 16 San Francisco 49ers (SF)	3 31	N 16 San Francisco 49ers (SF)	3 31	N 16 San Francisco 49ers (SF)	3 31	N 16 San Francisco 49ers (SF)	3 31
N 19 St. Louis Cardinals (SL)	30 3	N 21 Detroit Lions (D)	3 28	N 23 Los Angeles Rams (LA)	10 38	N 23 Los Angeles Rams (LA)	10 38	N 23 Los Angeles Rams (LA)	10 38	N 23 Los Angeles Rams (LA)	10 38
N 26 Green Bay Packers (GB)	17 13	N 29 Miami Dolphins (M)	3 34	N 30 Green Bay Packers (GB)	7 28	N 30 Green Bay Packers (GB)	7 28	N 30 Green Bay Packers (GB)	7 28	N 30 Green Bay Packers (GB)	7 28
D 3 San Francisco 49ers (SF)	28 14	D 5 Denver Broncos (DN)	3 6	D 7 Detroit Lions (D)	25 21	D 7 Detroit Lions (D)	25 21	D 7 Detroit Lions (D)	25 21	D 7 Detroit Lions (D)	25 21
D 10 Minnesota Vikings (W)	10 10	D 12 Green Bay Packers (GB)	10 31	D 14 St. Louis Cardinals (SL)	20 34	D 14 St. Louis Cardinals (SL)	20 34	D 14 St. Louis Cardinals (SL)	20 34	D 14 St. Louis Cardinals (SL)	20 34
D 17 Atlanta Falcons (A)	23 14	D 19 Minnesota Vikings (M)	10 27	D 21 New Orleans Saints (NO)	42 17	D 21 New Orleans Saints (NO)	42 17	D 21 New Orleans Saints (NO)	42 17	D 21 New Orleans Saints (NO)	42 17
	239		218		185		276		191		379

1976 SEASON .500

Won 7 Lost 7

Jack Pardee — Coach	Bears	Opp.
S 12 Detroit Lions (S)	10	3
S 19 San Francisco 49ers (SF)	19	12
S 26 Atlanta Falcons (S)	0	10
O 3 Washington Redskins (S)	33	7
O 10 Minnesota Vikings (M)	19	20
O 17 Los Angeles Rams (LA)	12	20
O 24 Dallas Cowboys (DA)	21	31
O 31 Minnesota Vikings (S)	14	13
N 7 Oakland Raiders (S)	27	28
N 14 Green Bay Packers (S)	24	13
N 21 Detroit Lions (P)	10	14
N 28 Green Bay Packers (GB)	16	10
D 5 Seattle Seahawks (SE)	34	7
D 12 Denver Broncos (S)	14	28
	253	216

1977 PRE-SEASON .429

Won 3 Lost 4

Jack Pardee — Coach	Bears	Opp.
J 30 New York Jets (C)	20	6
A 6 New Orleans Saints (S)	14	20
A 13 Oakland Raiders (O)	20	13
A 20 Houston Oilers (H)	14	10
A 25 Cleveland Browns (CL)	7	14
S 2 St. Louis Cardinals (SL)	14	23
S 10 Cincinnati Bengals (S)	6	24
	95	110

1977 SEASON .643

Won 9 Lost 5

Jack Pardee — Coach	Bears	Opp.
S 18 Detroit Lions (S)	30	20
S 25 St. Louis Cardinals (SL)	13	16
O 2 New Orleans Saints (S)	24	42
O 10 Los Angeles Rams (LA)	24	23
O 16 Minnesota Vikings (M)	16	22
O 23 Atlanta Falcons (S)	10	16
O 30 Green Bay Packers (GB)	26	0
N 6 Houston Oilers (H)	0	7
N 13 Kansas City Chiefs (S)	29	27
N 20 Minnesota Vikings (S)	10	7
N 24 Detroit Lions (P)	31	14
D 4 Tampa Bay Buccaneers (TB)	10	0
D 11 Green Bay Packers (S)	21	10
D 18 New York Giants (NY)	12	9
	255	253

DIVISIONAL PLAYOFFS

D 26 Dallas Cowboys (DA)	7	37
--------------------------	---	----

1978 PRE-SEASON .000

Won 0 Lost 4

Neill Armstrong — Coach	Bears	Opp.
A 5 Oakland Raiders (S)	13	14
A 12 St. Louis Cardinals (S)	14	26
A 19 Cincinnati Bengals (C)	3	27
A 24 Seattle Seahawks (SE)	7	16
	37	83

1978 SEASON .438

Won 7 Lost 9

Neill Armstrong — Coach	Bears	Opp.
S 3 St. Louis Cardinals (S)	17	10
S 10 San Francisco 49ers (SF)	16	13
S 17 Detroit Lions (P)	19	0
S 25 Minnesota Vikings (S)	20	24
O 1 Oakland Raiders (S)	0	25
O 8 Green Bay Packers (GB)	14	24
O 16 Denver Broncos (DN)	7	16
O 22 Tampa Bay Buccaneers (TB)	19	33
O 29 Detroit Lions (S)	17	21
N 5 Seattle Seahawks (S)	29	31
N 12 Minnesota Vikings (M)	14	17
N 19 Atlanta Falcons (S)	13	7
N 26 Tampa Bay Buccaneers (S)	14	3
D 4 San Diego Chargers (SD)	7	40
D 10 Green Bay Packers (S)	14	0
D 16 Washington Redskins (WA)	14	10
	253	274

1979 PRE-SEASON .750

Won 3 Lost 1

Neill Armstrong — Coach	Bears	Opp.
A 4 New York Jets (S)	27	14
A 11 New Orleans Saints (NO)	13	6
A 18 Cincinnati Bengals (S)	17	13
A 25 St. Louis Cardinals (SL)	7	10
	64	43

1979 SEASON .625

Won 10 Lost 6

Neill Armstrong — Coach	Bears	Opp.
S 2 Green Bay Packers (S)	6	3
S 9 Minnesota Vikings (S)	26	7
S 16 Dallas Cowboys (DA)	20	24
S 23 Miami Dolphins (MI)	16	31
S 30 Tampa Bay Buccaneers (S)	13	17
O 7 Buffalo Bills (BF)	7	0
O 14 New England Patriots (S)	7	27
O 21 Minnesota Vikings (M)	27	30
O 28 San Francisco 49ers (SF)	28	27
N 4 Detroit Lions (S)	35	7
N 11 Los Angeles Rams (S)	27	23
N 18 New York Jets (S)	23	13
N 22 Detroit Lions (P)	0	20
D 2 Tampa Bay Buccaneers (TB)	14	0
D 9 Green Bay Packers (GB)	15	14
D 16 St. Louis Cardinals (S)	42	6
	306	249

DIVISIONAL PLAYOFFS

D 23 Philadelphia Eagles (PH)	17	27
-------------------------------	----	----

1980 PRE-SEASON

Won 1 Lost 3

Neill Armstrong — Head Coach	Bears	Opp.
A 10 New York Jets (NY)	3	9
A 16 Cincinnati Bengals (C)	3	21
A 23 Cleveland Browns (CL)	31	33
A 30 St. Louis Cardinals (S)	13	21
	68	84

1980 SEASON .438

Won 7 Lost 9

Neill Armstrong — Head Coach	Bears	Opp.
S 7 Green Bay Packers (GB)	0	12
S 14 New Orleans Saints (S)	22	3
S 21 Minnesota Vikings (S)	14	34
S 28 Pittsburgh Steelers (PI)	3	38
O 6 Tampa Bay Buccaneers (S)	23	0
O 12 Minnesota Vikings (M)	7	13
O 19 Detroit Lions (S)	24	7
O 26 Philadelphia Eagles (PH)	14	17
N 3 Cleveland Browns (CL)	21	27
N 9 Washington Redskins (S)	35	21
N 16 Houston Oilers (S)	6	10
N 23 Atlanta Falcons (A)	17	28
N 27 Detroit Lions (P)	0	23
D 7 Green Bay Packers (S)	61	7
D 14 Cincinnati Bengals (S)	0	14
D 20 Tampa Bay Buccaneers (TB)	14	13
	304	264

1981 PRE-SEASON .500

Won 2 Lost 2

Neill Armstrong — Head Coach	Bears	Opp.
A 8 New York Giants (S)	7	23
A 15 Kansas City Chiefs (KC)	0	13
A 22 Cincinnati Bengals (S)	24	21
A 29 St. Louis Cardinals (SL)	31	27
	62	64

1981 SEASON .375

Won 6 Lost 10

Neill Armstrong — Head Coach	Bears	Opp.
S 6 Green Bay Packers (S)	9	16
S 13 San Francisco 49ers (SF)	17	28
S 20 Tampa Bay Buccaneers (S)	28	17
S 28 Los Angeles Rams (S)	7	24
O 4 Minnesota Vikings (M)	21	24
O 11 Washington Redskins (S)	7	24
O 19 Detroit Lions (P)	17	48
O 25 San Diego Chargers (S)	0	20
N 1 Tampa Bay Buccaneers (TB)	10	20
N 8 Kansas City Chiefs (KC)	0	16
N 15 Green Bay Packers (GB)	17	21
N 22 Detroit Lions (S)	7	23
N 26 Dallas Cowboys (DA)	9	10
D 6 Minnesota Vikings (S)	10	9
D 13 Oakland Raiders (O)	23	6
D 20 Denver Broncos (S)	35	24
	253	324

1982 PRE-SEASON .250

Won 1 Lost 3

Mike Ditka — Head Coach	Bears	Opp.
A 16 San Diego Chargers (SD)	27	28
A 21 Buffalo Bills (BF)	21	14
A 28 St. Louis Cardinals (S)	3	10
S 4 Baltimore Colts (S)	17	26
	68	78

1982 SEASON .333

Won 3 Lost 6

Mike Ditka — Head Coach	Bears	Opp.
S 12 Detroit Lions (P)	10	17
S 19 New Orleans Saints (S)	0	10
N 21 Detroit Lions (S)	20	17
N 28 Minnesota Vikings (M)	7	35
O 5 New England Patriots (S)	26	13
O 12 Seattle Seahawks (SE)	14	20
O 19 St. Louis Cardinals (S)	7	10
D 26 Los Angeles Rams (LA)	34	26
J 2 Tampa Bay Buccaneers (TB)	0	23
	141	174

1983 PRE-SEASON .750

Won 3 Lost 1

Mike Ditka — Head Coach	Bears	Opp.
A 6 Buffalo Bills (S)	27	17
A 13 St. Louis Cardinals (SL)	24	27
A 20 Los Angeles Raiders (LA)	21	21
A 27 Kansas City Chiefs (S)	20	17
	98	82

1983 SEASON .500

Won 8 Lost 8

Mike Ditka — Head Coach	Bears	Opp.
S 4 Atlanta Falcons (S)	17	20
S 11 Tampa Bay Buccaneers (S)	17	10
S 18 New Orleans Saints (NO)	31	34
S 25 Baltimore Colts (BL)	19	22
O 2 Denver Broncos (S)	14	24
O 9 Minnesota Vikings (M)	11	14
O 16 Detroit Lions (P)	17	31
O 23 Philadelphia Eagles (PH)	7	6
O 30 Detroit Lions (S)	17	38
N 6 Los Angeles Rams (LA)	14	21
N 13 Philadelphia Eagles (S)	17	0
N 20 Tampa Bay Buccaneers (TB)	27	14
N 27 San Francisco 49ers (SF)	13	3
D 4 Green Bay Packers (GB)	28	31
D 11 Minnesota Vikings (MN)	19	13
D 18 Green Bay Packers (S)	23	21
	311	301

Bear Overtime Game History

Overall: Won 4, Lost 7

Home 1-2; Road 3-5

At Metropolitan Stadium 10/16/77

Chicago 0 6 10 0 0—16
Minnesota . . 10 3 0 3 6—22

With 1st and 10 at the Bear 11 on their first possession, and the Vikings lined up in FG formation, Paul Krause pitched a TD pass to TE Stu Voight just 2:36 into overtime.

After winning the OT coin toss and receiving, Chicago was forced to punt after 3 downs—the key play a 2nd and 3 sack on Bob Avellini by Viking Alan Page.

Minnesota's TD drive covered 80 yards on 10 plays with QB Fran Tarkenton 3 of 4 for 46 on the march. The Vikings tied the game with 12:24 left in regulation on Fred Cox' 21-yard FG.

Chicago's 41-yard potential winning FG by Bob Thomas with 1:55 left was blocked by Page and Matt Blair.

At Giants Stadium 12/18/77

Chicago 3 0 0 6 3—12
New York 3 0 0 6 0—9

Bob Thomas' 28-yard FG with just 9 seconds left in the OT period kicked the Bears into their first playoff since 1963.

On a field made treacherous by a mid-morning ice storm and sleeting throughout the game, Doug Plank ended the first possession of the OT with an interception. The Bears then forced 3 NY punts taking possession with 1:22 remaining. Bob Avellini passes to Greg Latta (18) and Walter Payton (14) set up Thomas' game-winner.

Chicago had missed 36- and 27-yard FG opportunities after 2 of their first three OT drives.

Joe Danelo's 27-yard FG with 41 seconds to go in regulation capped a 14-play, 72-yard drive that knotted the game at 9-9. The Bears had taken a 9-6 lead midway through the 4th quarter on FB Robin Earl's 4-yard run.

At Soldier Field 10/1/78

Oakland 3 3 3 10 6—25
Chicago 0 9 0 10 0—19

Arthur Whittington's 2-yard run, 3 plays after Neal Colzie returned an interception of a Bob Avellini pass to the Bear 3, ended Chicago's upset plans 5:19 into OT.

Led by Ken Stabler on a 55-yard 2-minute drill, the Raiders had tied the game at 19 with 5 seconds to play on Errol Mann's 29-yard FG. The teams

traded punts after Chicago won the OT coin toss with Colzie's theft ending the second Bear possession.

Bob Thomas' 24-yard FG with 2:36 in regulation after Lenny Walterscheid's 81-yard kickoff return had given the Bears a 19-16 lead.

At Lambeau Field 9/7/80

Chicago 3 0 3 0 0—6
Green Bay . . . 0 6 0 0 6—12

Packer kicker Chester Marcol ran 25 yards with a rebound of his game-winning FG attempt, which Alan Page blocked, for the TD to upset the Bears on opening day.

After winning the OT toss and taking the ball, the Bears were flagged with four penalties before punting. On the first GB OT play, Lynn Dickey hit James Lofton with a 32-yard strike to the Bear 18.

Marcol came in on a 4th and 3 situation at the Bear 17.

At the Silverdome 11/27/80

Chicago 0 3 0 14 6—23
Detroit 3 7 7 0 0—17

Dave Williams ended the NFL's shortest OT game returning the opening kickoff 95 yards in 21 seconds crowning a Bear rally from a 17-3 hole.

Chicago scored 10 of its points with no time on the scoreboard clocks: Bob Thomas' 24-yard FG to end the 1st half and Vince Evans' 4-yard run and the PAT to knot the game on the final play of the 4th quarter.

The Bears' 2 4th quarter TDs capped 86- and 94-yard drives—the last one taking 3:37.

At Soldier Field 12/14/80

Cincinnati . . . 7 7 0 0 3—17
Chicago 0 7 0 7 0—14

Cincinnati marched 62 yards in 8 plays to Jim Breech's 28-yard FG after receiving the OT kickoff.

Down 14-0 early in the 2nd quarter, the Bears scored on Alan Page's endzone fumble recovery and Roland Harper's 1-yard run (midway through the 4th quarter).

Chicago's 2-minute drill produced a 58-yard drive that got to the Cincy 18 where the Bengals' Lewis Breeden ended it with his 3rd interception of the game with 9 seconds remaining in regulation.

At Soldier Field 10/25/81

San Diego . . . 0 3 0 14 0—17
 Chicago 7 3 0 7 3—20

John Roveto's 26-yard field goal 9:30 into overtime knocked off the highly favored San Diego Chargers 20-17 at Soldier Field. The Bears owned a 48:50-20:40 possession time advantage in their first Soldier Field overtime victory and out-gained the Chargers 414-356. Interceptions by CB Reuben Henderson and SS Gary Fencik ended San Diego's two OT possessions. WR Brian Baschnagel (5 for 80) played the game with a broken arm.

At Arrowhead Stadium 11/8/81

Chicago 7 3 0 3 3—16
 Kansas City . . 3 3 0 7 0—13

John Roveto's 22-yard FG 13:07 into sudden death overtime gave Chicago a 16-13 victory in the wind and rain at Kansas City. The winners ground out 201 rushing yards against the number one rushing defense in the AFC. Walter Payton (70), Willie McClendon (63), and Matt Suhey (58) combined for 191 of the yards. But the day belonged to the Bear defense limiting the Chiefs to 249 yards, and recovering five KC fumbles to go with Terry Schmidt's interception. DE Al Harris had 11 tackles, MLB Mike Singletary had 10, and LB Brian Cabral made 9 solos in his first start.

1/2/83—See: At A Glance for this date

At Tampa Stadium 1/2/83

Chicago 3 17 3 0 0—23
 Tampa Bay . . . 0 6 7 10 3—26

A 33-yard FG by Tampa Bay Buccaneers kicker Bill Capece defeated the Chicago Bears 26-23 in overtime at Tampa Stadium. With 26 seconds remaining in regulation, Capece connected on a 40-yard FG to tie the game and send it into overtime. The Bears never trailed in the contest until the end. Otis Wilson's 39-yard pass interception return and a 19-yard Jim McMahon to Brian Baschnagel scoring pass ac-

counted for Chicago's two TD's. K Bob Thomas added three FGs of his own to complete the Bears scoring.

At Superdome 9/18/83

Chicago 7 3 7 14 0—31
 New Orleans . . 7 3 14 7 3—34

In a game that was tied four times, the New Orleans Saints beat the Bears 34-31 in overtime. Rookie WR Willie Gault scored his first NFL touchdown on an eight-yard pass from QB Jim McMahon who scrambled to his right and threw to his left. With 493 net yards (189 rushing; 304 passing) to 332 for the Saints (84 rushing, 248 passing), the Bears dominated everything but the scoreboard. Walter Payton carried 28 times for 161 yards including a 49-yard touchdown, completed two out of two passes for 77 yards, and two touchdowns to Gault, and caught two passes for 27 yards. Vince Evans relieved McMahon late in the third quarter and finished the game. Terry Schmidt intercepted two Ken Stabler passes and CB Leslie Frazier intercepted another. DE Mike Hartenstine had two sacks for 19 yards, DT Dan Hampton had 1-7, DE Al Harris 1-9, LB Otis Wilson 1-10, and LB Brian Cabral 1-10. DT Jim Osborne, CB Mike Richardson, and S Todd Bell recovered fumbles.

At Memorial Stadium 9/25/83

Chicago 0 3 3 13 0—19
 Baltimore . . . 0 13 0 6 3—22

For the second straight game, the Bears came from behind, on the road, and lost on a field goal in overtime 22-19 to the Baltimore Colts. Bob Thomas kicked 45- and 21-yard field goals. Jim McMahon (8-20-89-0-0) was relieved in the 2nd and 3rd quarters. Vince Evans (8-16-153-1-2) threw a 57-yard touchdown pass to Willie Gault and scored on an eight-yard run. Starting cornerbacks Terry Schmidt and Leslie Frazier each had an interception. Dan Hampton had one sack for six yards. Dan Rains forced one fumble, and Al Harris recovered it.

RECENT NATIONAL TELEVISION RESULTS

1979: A 11, Saints at New Orleans, Bears 13-6; N 22, Lions at Pontiac, Detroit 20-0; D 23, Eagles at Philadelphia, Philadelphia 27-17. 1980: O 6, Buccaneers at Soldier Field, Bears 23-0; N 3, Browns at Cleveland, Browns 27-21; N 27, Lions at Pontiac, Bears 23-17; D 20, Buccaneers at Tampa Bay, Bears 14-13. 1981: S 28, Rams at Soldier Field, Rams 24-7; O 19, Lions at Pontiac, Lions 48-17; N 26, Cowboys at Dallas, Cowboys 10-9.

PLAYOFF HISTORY

1979 WILDCARD PLAYOFF

BEARS 17

EAGLES 27

At Veterans Stadium, Philadelphia, 12/23/79; Tix Dis. 70,756; Att. 69,397

BEARS 7 10 0 0 —17
EAGLES 7 3 7 10 —27
EAGLES — Harold Carmichael 17 pass from Ron Jaworski (Tony Franklin kick); 4:03 elapsed, 5 plays/26 yards. BEARS — Walter Payton 2 run (Bob Thomas kick); 14:16 elapsed, 11 plays/82 yards. EAGLES — Franklin 29 FG; 5:23 elapsed, 12 plays/59 yards. BEARS — Payton 1 run (Thomas kick); 12:56 elapsed, 5 plays/47 yards. BEARS — Thomas 30 FG; 14:09 elapsed, 4 plays/3 yards. EAGLES — Carmichael 29 pass from Jaworski (Franklin kick); 8:08 elapsed, 6 plays/67 yards. EAGLES — Billy Campbell 63 pass from Jaworski (Franklin kick); 2:36 elapsed, 6 plays/80 yards. EAGLES — Franklin 34 FG; 9:20 elapsed, 6 plays/15 yards.

Ahead 17-10 at halftime, the Bears let a pair of 3rd quarter TD opportunities slip away and with them the chance to stay in the Super Bowl tournament.

On Chicago's 1st 2nd half play, Walter Payton swept down the sidelines for an apparent 84-yard gain but the play was called back on an illegal motion call. Later in the quarter with the ball on the Eagle 9, Bobby Howard intercepted a Mike Phipps' pass in the end zone.

TEAM STATISTICS

	EAGLES	BEARS
First Downs	18	15
Total Net Yards	315	241
Rushes/Net Yards	37-139	29-99
Net Passing	176	142
Pass Attempts/Completions	23-12	30-13
Had Intercepted	1	2
Punts/Average	4-40.5	6-39.8
Return Yardage	132	149
Penalties/Yards	4-46	4-35
Possession Time	31:23	28:37

RUSHING

BEARS — Dave Williams 10-23; Payton 16-67; Willie McClendon 2-6; Mike Phipps 1-3.
EAGLES — Montgomery 26-87; Leroy Harris 8-33; Jaworski 3-19.

PASSING

BEARS — Phipps 13 of 30 for 142, 0 TD, 2 int.
EAGLES — Jaworski 12 of 23 for 204, 3 TD, 1 int.

RECEIVING

BEARS — Williams 2-4; Brian Baschnagel 3-38.

Payton 3-52; Greg Latta 2-6; Rickey Watts 3-42.

EAGLES — Carmichael 6-111; Campfield 2-70; Charles Smith 1-8; Harris 1-15; Montgomery 2-0.

INTERCEPTIONS

BEARS — Allan Ellis 1-25.

EAGLES — Bobby Howard 1-0; Herman Edwards 1-5.

SACKS

BEARS — Dan Hampton 2-18; Mike Hartenstine 1-10.

EAGLES — John Bunting 1½-0; Charlie Johnson ½-0.

1977 DIVISIONAL PLAYOFF

BEARS 7

COWBOYS 37

At Texas Stadium, Dallas, 12/26/77; Att. 64,758

CHICAGO 0 0 0 7 —7
DALLAS 7 10 17 3 —37
COWBOYS — Doug Dennison, 2 run (Efren Herrera kick). COWBOYS — Billy Joe DuPree, 28 pass from Roger Staubach (Herrera Kick). COWBOYS — Herrera, 21 FG. COWBOYS — Tony Dorsett, 23 run (Herrera kick). COWBOYS — Herrera, 31 FG. COWBOYS — Dorsett, 7 run (Herrera kick). COWBOYS — Herrera, 27 FG. BEARS — Steve Schubert, 34 pass from Bob Avellini (Bob Thomas kick).

Marching toward an eventual championship, Dallas coaxed 7 turnovers from the Bears, (one less than they got from Denver in the Super Bowl) to set up 20 Cowboy points.

Bob Avellini's 34-yard strike to Steve Schubert with 7:05 to play averted a Bear shutout.

At halftime, Dallas owned 279-93 and 16-4 advantages in yardage and first downs.

TEAM STATISTICS

	COWBOYS	BEARS
First Downs	20	15
Total Net Yards	365	224
Rushes/Net Yards	48-233	27-81
Net Passing	132	143
Pass Attempts/Completions	14-8	25-15
Had Intercepted	1	4
Punts/Average	3-37.0	6-43.4
Return Yardage	158	177
Penalties/Yards	3-35	4-43
Fumbles/Lost	2-2	3-3
Possession Time	33:21	26:39

RUSHING

BEARS — Walter Payton 19-60; Roland Harper 5-11; Robin Earl 2-6; Bob Avellini 1-4.

COWBOYS — Tony Dorsett 17-85; Robert Newhouse 16-80; Doug Dennison 8-40; Roger Staubach 4-25; Larry Brinson 3-3.

PASSING

BEARS — Avellini 15 of 25 for 177, 1 TD, 4 int.
COWBOYS — Staubach 8 of 13 for 134, 1 TD, 1 int.; Danny White 0 of 1 for 0, 0 TD, 1 int.

RECEIVING

BEARS — Steve Schubert 5-69; Payton 3-33; James Scott 3-29; Greg Latta 2-25; Earl 1-15; Harper 1-6.
COWBOYS — Drew Pearson 2-38; Dorsett 2-37; DuPree 1-28; Newhouse 1-13; Golden Richards 1-12; Brinson 1-6.

INTERCEPTIONS

BEARS — Virgil Livers 1-8.
COWBOYS — Charlie Waters 3-53; DD Lewis 1-23.

SACKS

BEARS — Jerry Meyers 1-2; Doug Buffone 1-0.
COWBOYS — Thomas Henderson 1-13; Ed Jones 1-11; Harvey Martin 1-10.

1963 NFL CHAMPIONSHIP

BEARS 14 **GIANTS 10**

At Wrigley Field, Chicago, 12/29/63; Att. 45,801
CHICAGO 7 0 7 0 —14
GIANTS 7 3 0 0 —10
GIANTS — Frank Gifford, 14 pass from Y. A. Tittle (Don Chandler kick). BEARS — Bill Wade, 2 run (Bob Jencks kick). GIANTS — Chandler, 13 FG. BEARS — Wade, 1 run (Jencks kick).

The temperature was 11 but the Bear defense was hot intercepting 5 passes, 2 setting up TDs. QB Y. A. Tittle played the second half with a strained knee incurred on a tackle by Bear LB Larry Morris.

The Bears scored their 1st TD after a Morris interception return to New York's 5. The 2nd TD followed an interception of another screen pass, this by DE Ed O'Bradovich, who returned the ball to the Giant 14.

TEAM STATISTICS

	Giants	Bears
First Downs	17	14
Total Net Yards	268	222
Rushes Net Yards	38-128	31-93
Net Passing	140	129
Pass Attempts/Completions	30-11	28-10

RUSHING

BEARS — Ron Bull 13-42; Bill Wade 8-34; Willie Galimore 7-12; Joe Marconi 3-5.
GIANTS — Joe Morrison 18-61, Phil King 9-39; Hugh McElhenny 7-19; Alex Webster 3-7; Tittle 1-2.

PASSING

BEARS — Wade 10 of 28 for 138, 0 TD, 0 int.
GIANTS — Tittle 11 of 29 for 147, 1 TD, 5 int.; Glynn Griffing 0 of 1 for 0, 0 TD, 0 int.

RECEIVING

BEARS — Marconi 3-64; Mike Ditka 3-38; Johnny Morris 2-19; Angelo Coia 1-22; Bull 1-5.
GIANTS — Frank Gifford 3-45; Morrison 3-18; Aaron Thomas 2-46; McElhenny 2-20; Webster 1-18.

INTERCEPTIONS

BEARS — Larry Morris 1-61; Ed O'Bradovich 1-10; Bennie McCrae 1-0; Richie Petitbon 1-0; Dave Whitsell 1-0.

GIANTS — None

1956 NFL CHAMPIONSHIP

BEARS 7 **GIANTS 47**

At Yankee Stadium, New York, 12/30/56.
Att. 56,836

CHICAGO 0 7 0 0 —7
GIANTS 13 21 6 7 —47
GIANTS — Mel Triplett, 17 run (Ben Agajanian kick). GIANTS — Agajanian, 17 FG. GIANTS — Agajanian, 43 FG. GIANTS — Alex Webster, 3 run (Agajanian kick). BEARS — Rick Casares, 9 run (George Blanda kick). GIANTS — Webster, 1 run (Agajanian kick). GIANTS — Henry Moore, fell on ball in end zone after Ray Beck blocked Ed Brown's punt (Agajanian kick). GIANTS — Kyle Rote, 9 pass from Charlie Conerly (kick failed). GIANTS — Frank Gifford, 14 pass from Conerly (Agajanian kick).

Gene Filipski returned George Blanda's opening kickoff 53 yards to signal the rout.

It was 13-0 at the end of the 1st quarter, when Charlie Conerly replaced Don Heinrich at quarterback for New York. Conerly completed 7 of 10 passes for 195 yards. Frank Gifford caught 4 for 131 and Alex Webster 5 for 76.

The Giants held Chicago to 67 rushing yards and outgained the Bears 348-280.

1950 CONFERENCE CHAMPIONSHIP

BEARS 14 **RAMS 24**

At Los Angeles Coliseum, 12/17/50; Att. 83,501
CHICAGO 0 7 0 7 —14
RAMS 3 14 7 0 —24
RAMS — Bob Waterfield, 43 FG. BEARS — Al Campana, 23 run (Johnny Lujack kick). RAMS — Tom Fears, 43 pass from Waterfield (Waterfield kick). RAMS — Fears, 68 pass from Waterfield (Waterfield kick). RAMS — Fears, 27 pass from Waterfield (Waterfield kick). BEARS — Fred Morrison, 4 run (Lujack kick).

Rams' quarterback Bob Waterfield, unable to practice all week because of flu, came off the bench late in the 1st quarter to throw 3 TD passes to Tom Fears on an 84-degree afternoon.

Waterfield completed 14 of 21 passes for 280 yards and Fears caught 7 for 198.

The Bears led the Rams 229-74 in rushing and 422-371 in total yardage.

1946 NFL CHAMPIONSHIP

BEARS 24

GIANTS 14

At Polo Grounds, New York, 12/15/46; 58,346

CHICAGO 14 0 0 10 — 24

GIANTS 7 0 7 0 — 14

BEARS — Ken Kavanaugh, 21 pass from Sid Luckman (Frank Maznicki kick). BEARS — Dante Magnani, 19 interception return (Maznicki kick). GIANTS — Frank Liebel, 38 pass from Frank Filchock (Ken Strong kick). GIANTS — Steve Filipowicz, 5 pass from Filchock (Strong kick). BEARS — Luckman, 19 run (Maznicki kick). BEARS — Maznicki, 26 FG.

With the score tied 14-14, the Bears won it on Sid Luckman's bootleg early in the fourth quarter. Scoring his only touchdown of 1946, Luckman shook off a tackler at the 10 and got blocks from C Bulldog Turner and G Ray Bray.

1943 NFL CHAMPIONSHIP

BEARS 41

REDSKINS 21

At Wrigley Field, Chicago, 12/26/43; Att. 34,320

CHICAGO 0 14 13 14 — 41

REDSKINS 0 7 7 7 — 21

REDSKINS — Andy Farkas, 1 run (Bob Masterson kick). BEARS — Bronko Nagurski, 3 run (Bob Snyder kick). BEARS — Harry Clark, 31 pass from Sid Luckman (Snyder kick). BEARS — Dante Magnani, 36 pass from Luckman (Snyder kick). BEARS — Magnani, 66 pass from Luckman (kick failed). REDSKINS — Farkas, 17 pass from Sammy Baugh (Masterson kick). BEARS — Jim Benton, 26 pass from Luckman (Snyder kick). BEARS — Clark, 16 pass from Luckman (Snyder kick). REDSKINS — Joe Aguirre, 25 pass from Baugh (Aguirre kick).

Idle for 29 days after clinching the NFL West, the Bears went 67 and 55 yards for touchdowns after the Washington score to take a 14-7 lead.

1942 NFL CHAMPIONSHIP

BEARS 6

REDSKINS 14

At Griffith Stadium, Washington, 12/13/42;

Att. 36,006

CHICAGO 0 6 0 0 — 6

REDSKINS 0 7 7 0 — 14

BEARS — Lee Artoe, 50 fumble return (kick failed). REDSKINS — Wilbur Moore, 38 pass from Sammy Baugh (Bob Masterson kick). REDSKINS — Andy Farkas, 1 run (Masterson kick).

Chicago took a 6-0 lead when Lee Artoe, a 230-pound tackle, ran 50 yards for a TD with a George Wilson forced fumble by Dick Todd. The Redskins countered with a 42-yard game-winning march.

Sammy Baugh made one of the game's biggest defensive plays when he stopped a Bear drive with an end zone interception. The Bears marched to the Redskins' 27- and 28-yard lines in the 1st period but came up empty—a missed FG and fumble. Chicago went 79 yards to Washington's 1 in the 4th. HB Hugh Gallarneau scored on the next play, but the Bears were penalized for motion.

1941 NFL CHAMPIONSHIP

BEARS 37

GIANTS 9

At Wrigley Field, Chicago, 12/21/41; Att. 13,341

CHICAGO 3 6 14 14 — 37

GIANTS 6 0 0 3 — 9

BEARS — Bob Snyder, 14 FG. GIANTS — George Franck, 31 pass from Tuffy Leemans (kick failed). BEARS — Snyder, 39 FG. BEARS — Snyder, 37 FG. GIANTS — Ward Cuff, 16 FG. BEARS — Norm Standlee, 7 run (Joe Maniaci kick). BEARS — George McAfee, 5 run (Lee Artoe kick). BEARS — Ken Kavanaugh, 42 fumble return (Ray McLean kick).

Chicago ran 53 offensive plays (compared to 10 for NY) but only had a 3-point halftime lead.

The Bears 3 TD drives covered 71, 66, and 54 yards. Chicago had a 389-157 yardage advantage, held the Giants to 8 first downs and made the only 3 interceptions of the day.

1941 CONFERENCE CHAMPIONSHIP

BEARS 33

PACKERS 14

At Wrigley Field, Chicago, 12/14/41; Att. 43,425

CHICAGO 6 24 0 3 — 33

PACKERS 7 0 7 0 — 14

PACKERS — Clarke Hinkle, 1 run (Don Hutson kick). BEARS — Hugh Gallarneau, 81 punt return (kick blocked). BEARS — Bob Snyder, 24 FG. BEARS — Norm Standlee, 3 run (Joe Stydahar kick). BEARS — Standlee, 2 run (Stydahar kick). BEARS — Bob Swisher, 9 run (Stydahar kick). PACKERS — Hal Van Every, 10 pass from Cecil Isbell (Hutson kick). BEARS — Snyder, 26 FG.

A brilliant sun couldn't melt the snow that framed the playing area on a 16-degree day at Wrigley Field, where Hugh Gallarneau's 81-yard punt return for a

TD signaled 30 unanswered points for Chicago. Gallarneau had fumbled the opening kickoff, setting up a 5-play, 18-yard drive that put the Packers ahead 7-0.

The playoff was the 1st conducted with rules allowing for sudden death overtime.

1940 NFL CHAMPIONSHIP

BEARS 73

REDSKINS 0

At Griffith Stadium, 12 8 40, 36, 034

CHICAGO 21 7 26 19 — 73

REDSKINS 0 0 0 0 — 0

BEARS — Bill Osmanski, 68 run (Jack Manders kick). BEARS — Sid Luckman, 1 run (Bob Snyder kick). BEARS — Joe Maniaci, 42 run (Phil Martinovich kick). BEARS — Ken Kavanaugh, 30 pass from Luckman (Snyder kick). BEARS — Hampton Pool, 15 interception return (Dick Plasman kick). BEARS — Ray Nolting, 23 run (kick failed). BEARS — George McAfee, 34 interception return (Joe Stydahar kick). BEARS — Bulldog Turner, 24 interception return (kick failed). BEARS — Harry Clark, 44 run (kick failed). BEARS — Gary Famiglietti, 2 run (Maniaci pass from Saul Sherman). BEARS — Clark, 1 run (pass failed).

On the game's 2nd play, Bill Osmanski skirted left end for 68 yards and a touchdown. The rout was on. The Bears scored 3 touchdowns in the first 12:10.

Four QB's directed Bear scoring drives: Sid Luckman, Bernie Masterson, Bob Snyder, and Saul Sherman.

Team Statistics	Redskins	Bears
First Downs	17	17
Total Net Yards	245	501
Rushes Net Yards	14-22	50-382
Net Passing	223	119
Pass Attempts Completions	51-20	10-7

RUSHING

BEARS — Osmanski 10-109; Clark 8-73; Nolting 13-68; Maniaci 6-60; McAfee 7-33; Ray McLean 2-22; Famiglietti 4-20; Bob Nowaskey 1-6; Luckman 1-1; Manders 2-1; Sherman 1- -6; Snyder 1- -5.

REDSKINS — Frank Filchock 2-20; Bob Seymour 4-16; Ed Justice 1-1; Jim Johnston 5-0; Leroy Zimmerman 2- -15.

PASSING

BEARS — Luckman 3 of 4 for 88, 1 TD, 0 int. Snyder 3 of 3 for 31, 0 TD, 0 int. Sherman 1 of 2 for 0, 0 TD, 0 int. McAfee 0 of 1, 0 TD, 0 int.

REDSKINS — Sammy Baugh 9 of 16 for 91, 0 TD, 2 int. Filchock 8 of 23 for 101, 0 TD, 4 int. Zimmerman 3 of 12 for 34, 0 TD, 2 int.

RECEIVING

BEARS — Maniaci 3-39; Kavanaugh 2-32; Bob Swisher 1-35; Joe Mihal 1-13.

REDSKINS — Wayne Millner 5-84; Bob Masterson 3-33; Jim Johnston 3-15; Charley Malone 2-58; Bob Hoffman 2-6; Andy Farkas 1-14; Wilbur Moore 1-8; Seymour 1-7; Justice 1-3; Bob McChesney 1- -5.

INTERCEPTIONS

BEARS — Maniaci 2-26; McAfee 1-35; Turner 1-20; Pool 1-15; Nolting 1-10; McLean 1-0; Osmanski 1-0.

REDSKINS — None.

1937 NFL CHAMPIONSHIP

BEARS 21

REDSKINS 28

At Wrigley Field, Chicago, 12 12 37, Att. 15,870

CHICAGO 7 7 7 0 — 21

REDSKINS 7 0 7 14 — 28

REDSKINS — Cliff Battles, 7 run (Riley Smith kick). BEARS — Jack Manders, 10 run (Manders kick). BEARS — Manders, 37 pass from Bernie Masterson (Manders kick). REDSKINS — Wayne Millner, 55 pass from Sammy Baugh (Smith kick). BEARS — Edgar Manske, 3 pass from Masterson (Manders kick). REDSKINS — Millner, 78 pass from Baugh (Smith kick). REDSKINS — Ed Justice, 35 pass from Baugh (Smith kick).

In 15-degree temperatures and on an icy field, the Redskins scored twice in the last 9 minutes for a come-from-behind win.

Sammy Baugh's 78-yard pass to Wayne Millner came on the 1st play after a Bear punt. The game winning drive covered 80 yards in 11 plays with Baugh hitting Ed Justice for the game winning 35-yard TD.

Washington held a 441-335 yardage edge as the Bears completed only 8 of 31 passes for 207 yards.

1934 NFL CHAMPIONSHIP

BEARS 13

GIANTS 30

At the Polo Grounds, New York, 12 9 34, 35,059

CHICAGO 0 10 3 0 — 13

GIANTS 3 0 0 27 — 30

GIANTS — Ken Strong, 38 FG. BEARS — Bronko Nagurski, 1 run (Jack Manders kick). BEARS — Manders, 17 FG. BEARS — Manders, 24 FG. GIANTS — Ike Frankian, 28 pass from Ed Danowski (Strong kick). GIANTS — Strong, 42 run (Strong kick). GIANTS — Strong, 11 run (kick failed). GIANTS — Danowski, 9 run (Molenda kick).

In the "sneakers game", the Giants switched from football shoes at halftime to combat a frozen

field in the Polo Grounds.

The comeback did not begin until well into the final period when rookie singlewing tailback Ed Danowski threw a 28-yard touchdown pass to Malcolm (Ike) Frankian to make the score 13-10.

The Giants, who were not penalized in the game, out-gained Chicago 276-165.

1933 NFL CHAMPIONSHIP

BEARS 23

GIANTS 21

At Wrigley Field, Chicago. 12 17 33. Att. 26,000

CHICAGO 3 3 10 7 —23

GIANTS 0 7 7 7 —21

BEARS — Jack Manders, 16 FG, BEARS — Manders, 40 FG. GIANTS — Red Badgro, 29 pass from Harry Newman (Ken Strong kick). BEARS — Manders 28 FG. GIANTS — Max Krause, 1 run (Strong). BEARS — Bill Karr, 8 pass from Bronko Nagurski (Manders kick). GIANTS — Strong, 8 pass from Newman (Strong kick). BEARS — Karr, 19 lateral from Bill Hewitt after 14 pass from Nagurski (Carl Brumbaugh kick).

The Bears winning drive started with 3 minutes left after an 8-yard (Giants') Ken Strong punt. Chicago took over on New York's 46-yard line. Keith Molesworth passed 9 yards to Carl Brumbaugh. Bronko Nagurski, the Bears' leading rusher with 65 yards in 14 carries, gained 4 to the 33. On the next play, Nagurski threw a jump pass to Bill Hewitt.

Hewitt gained 14 yards and lateraled to Bill Karr who covered the remaining 19.

1932 NFL CHAMPIONSHIP

BEARS 9

SPARTANS 0

At Chicago Stadium. 12 18 32. Att. 11,198

CHICAGO 0 0 0 9 —9

SPARTANS 0 0 0 0 —0

BEARS — Red Grange 2 pass from Bronko Nagurski (Tiny Engebretsen kick). BEARS — Portsmouth tumble rolled out of the endzone for an automatic safety.

Super Bowls played indoors are common now. But when the Bears met the Portsmouth Spartans (now Detroit Lions) indoors to settle the 1932 NFL championship, man bites dog.

Snow and minus 30 temperatures forced the game from Wrigley Field to Chicago Stadium—now home to the Chicago Bulls and Blackhawks—where dirt was hauled in to make an 80-yard field.

That field and its proximity to the concrete stands brought about the use of hashmarks for starting scrimmage rather than from where the ball was downed.

The game's lone TD also caused a rule change. The Spartans protested Bronko Nagurski was less than the prescribed 5 yards from the line of scrimmage when he threw the winning TD pass. The following year, a pass thrown anywhere behind the line was legal.

1984 NFL PRESEASON SCHEDULE

(All Times Local)

SATURDAY, JULY 28

Hall of Fame Game
Seattle vs. Tampa Bay
Canton, Ohio (ABC-TV)

3:00 p.m.

FIRST WEEK

FRIDAY, AUGUST 3

*New York Giants at New England

7:30 p.m.

SATURDAY, AUGUST 4

Atlanta at Minnesota 7:00 p.m.
Buffalo at Seattle 7:30 p.m.
Cincinnati at New York Jets 8:30 p.m.
Indianapolis at Miami 8:00 p.m.
Green Bay at Dallas 8:00 p.m.
Houston at Tampa Bay 8:00 p.m.
Los Angeles Raiders at San Francisco 6:00 p.m.
Los Angeles Rams at San Diego 6:00 p.m.
New Orleans at Kansas City 7:30 p.m.
Philadelphia at Detroit 7:00 p.m.
Pittsburgh at Cleveland 7:30 p.m.
St. Louis at Chicago 6:00 p.m.
Washington at Denver 7:00 p.m.

SECOND WEEK

FRIDAY, AUGUST 10

Kansas City at St. Louis 7:30 p.m.
Los Angeles Raiders at Washington 8:00 p.m.

SATURDAY, AUGUST 11

Atlanta at New Orleans 7:00 p.m.
Chicago vs. Green Bay at Milwaukee 7:00 p.m.
Cincinnati at Tampa Bay 8:00 p.m.
Dallas at San Diego 6:00 p.m.
Miami at Minnesota 7:00 p.m.
New England at Buffalo 6:00 p.m.
New York Giants at Indianapolis 7:00 p.m.
New York Jets at Houston 8:00 p.m.
Philadelphia at Pittsburgh 6:00 p.m.
San Francisco at Denver 7:00 p.m.
Seattle at Detroit 7:00 p.m.

MONDAY, AUGUST 13

Cleveland at Los Angeles Rams 7:00 p.m.

*Date subject to change

THIRD WEEK

THURSDAY, AUGUST 16	
Pittsburgh at Dallas (ABC-TV)	8:00 p.m.
FRIDAY, AUGUST 17	
New England at Washington (NBC-TV)	7:00 p.m.
St. Louis at Seattle	7:30 p.m.
SATURDAY, AUGUST 18	
Cincinnati at Chicago	6:00 p.m.
Cleveland at Kansas City	7:30 p.m.
Indianapolis at Denver	7:00 p.m.
Detroit at Buffalo	6:00 p.m.
Green Bay at Los Angeles Rams	7:00 p.m.
New Orleans at Houston	8:00 p.m.
New York Jets at New York Giants	8:00 p.m.
Philadelphia at Minnesota	7:00 p.m.
San Francisco at San Diego (CBS-TV)	6:00 p.m.
Tampa Bay at Atlanta	8:00 p.m.
SUNDAY, AUGUST 19	
Miami at Los Angeles Raiders (NBC-TV)	1:00 p.m.

FOURTH WEEK

THURSDAY, AUGUST 23	
Cleveland at Philadelphia	7:00 p.m.
San Diego at Los Angeles Rams	7:00 p.m.
FRIDAY, AUGUST 24	
Denver at Atlanta	8:00 p.m.
Detroit at Cincinnati	7:00 p.m.
Kansas City at New England	7:30 p.m.
Miami at Tampa Bay	8:00 p.m.
Minnesota at St. Louis	7:30 p.m.
N.Y. Jets at L.A. Raiders (NBC-TV)	6:00 p.m.
Seattle at San Francisco	6:00 p.m.
SATURDAY, AUGUST 25	
Indianapolis at Green Bay	7:00 p.m.
Houston at Dallas (CBS-TV)	8:00 p.m.
Pittsburgh at New York Giants	8:00 p.m.
Washington at New Orleans (ABC-TV)	12:00 noon
SUNDAY, AUGUST 26	
Chicago vs. Buffalo at Ind. (CBS-TV)	12:00 noon

1984 NATIONAL FOOTBALL LEAGUE SCHEDULE

(All Times Local)

SUNDAY, SEPTEMBER 2

Atlanta at New Orleans	12:00
Cincinnati at Denver	2:00
Cleveland at Seattle	1:00
Kansas City at Pittsburgh	1:00
Los Angeles Raiders at Houston	3:00
Miami at Washington	1:00
New England at Buffalo	1:00
New York Jets at Colts	4:00
Philadelphia at New York Giants	1:00
St. Louis at Green Bay	12:00
San Diego at Minnesota	12:00
San Francisco at Detroit	1:00
Tampa Bay at Chicago	12:00

MONDAY, SEPTEMBER 3

Dallas at Los Angeles Rams	6:00
----------------------------	------

THURSDAY, SEPTEMBER 6

Pittsburgh at New York Jets	9:00
-----------------------------	------

SUNDAY, SEPTEMBER 9

Buffalo at St. Louis	12:00
Cleveland at Los Angeles Rams	1:00
Colts at Houston	3:00
Dallas at New York Giants	1:00
Denver at Chicago	12:00
Detroit at Atlanta	1:00
Green Bay at Los Angeles Raiders	1:00
Kansas City at Cincinnati	1:00
Minnesota at Philadelphia	1:00
New England at Miami	1:00
San Diego at Seattle	1:00
Tampa Bay at New Orleans	12:00

MONDAY, SEPTEMBER 10

Washington at San Francisco	6:00
-----------------------------	------

SUNDAY, SEPTEMBER 16

Atlanta at Minnesota	12:00
----------------------	-------

KICKOFF

Chicago at Green Bay	12:00
Cincinnati at New York Jets	1:00
Denver at Cleveland	9:00
Detroit at Tampa Bay	4:00
Houston at San Diego	1:00
Los Angeles Raiders at Kansas City	12:00
Los Angeles Rams at Pittsburgh	4:00
New Orleans at San Francisco	1:00
New York Giants at Washington	4:00
Philadelphia at Dallas	3:00
St. Louis at Colts	1:00
Seattle at New England	1:00

MONDAY, SEPTEMBER 17

Miami at Buffalo	9:00
------------------	------

SUNDAY, SEPTEMBER 23

Chicago at Seattle	1:00
Colts at Miami	4:00
Green Bay at Dallas	3:00
Houston at Atlanta	1:00
Kansas City at Denver	2:00
Los Angeles Rams at Cincinnati	1:00
Minnesota at Detroit	1:00
New York Jets at Buffalo	1:00
Pittsburgh at Cleveland	1:00
St. Louis at New Orleans	12:00
San Francisco at Philadelphia	1:00
Tampa Bay at New York Giants	4:00
Washington at New England	1:00

MONDAY, SEPTEMBER 24

San Diego at Los Angeles Raiders	6:00
----------------------------------	------

SUNDAY, SEPTEMBER 30

Atlanta at San Francisco	1:00
Buffalo at Colts	1:00
Cleveland at Kansas City	12:00
Dallas at Chicago	12:00
Detroit at San Diego	1:00

Green Bay at Tampa Bay	4:00
Los Angeles Raiders at Denver	2:00
Miami at St. Louis	12:00
New England at New York Jets	1:00
New Orleans at Houston	3:00
New York Giants at Los Angeles Rams	1:00
Philadelphia at Washington	4:00
Seattle at Minnesota	12:00

MONDAY, OCTOBER 1

Cincinnati at Pittsburgh	9:00
--------------------------	------

SUNDAY, OCTOBER 7

Atlanta at Los Angeles Rams	1:00
Denver at Detroit	1:00
Houston at Cincinnati	4:00
Miami at Pittsburgh	1:00
Minnesota at Tampa Bay	1:00
New England at Cleveland	1:00
New Orleans at Chicago	12:00
New York Jets at Kansas City	12:00
Philadelphia at Buffalo	1:00
St. Louis at Dallas	12:00
San Diego at Green Bay	3:00
Seattle at Los Angeles Raiders	1:00
Washington at Colts	1:00

MONDAY, OCTOBER 8

San Francisco at New York Giants	9:00
----------------------------------	------

SUNDAY, OCTOBER 14

Buffalo at Seattle	1:00
Chicago at St. Louis	12:00
Cincinnati at New England	1:00
Colts at Philadelphia	1:00
Dallas at Washington	4:00
Houston at Miami	1:00
Los Angeles Rams at New Orleans	12:00
Minnesota at Los Angeles Raiders	1:00
New York Giants at Atlanta	1:00
New York Jets at Cleveland	1:00
Pittsburgh at San Francisco	1:00
San Diego at Kansas City	12:00
Tampa Bay at Detroit	1:00

MONDAY, OCTOBER 15

Green Bay at Denver	7:00
---------------------	------

SUNDAY, OCTOBER 21

Chicago at Tampa Bay	1:00
Cleveland at Cincinnati	1:00
Denver at Buffalo	1:00
Detroit at Minnesota	12:00
Kansas City at New York Jets	4:00
Los Angeles Raiders at San Diego	1:00
Miami at New England	1:00
New Orleans at Dallas	9:00
New York Giants at Philadelphia	1:00
Pittsburgh at Colts	1:00
San Francisco at Houston	3:00
Seattle vs. Green Bay at Milwaukee	12:00
Washington at St. Louis	12:00

MONDAY, OCTOBER 22

Los Angeles Rams at Atlanta	9:00
-----------------------------	------

SUNDAY, OCTOBER 28

Atlanta at Pittsburgh	4:00
Buffalo at Miami	4:00
Cincinnati at Houston	12:00
Colts at Dallas	12:00
Denver at Los Angeles Raiders	1:00
Detroit at Green Bay	12:00
Minnesota at Chicago	12:00
New Orleans at Cleveland	1:00
New York Jets at New England	1:00
St. Louis at Philadelphia	1:00
San Francisco at Los Angeles Rams	1:00
Tampa Bay at Kansas City	12:00
Washington at New York Giants	4:00

MONDAY, OCTOBER 29

Seattle at San Diego	6:00
----------------------	------

SUNDAY, NOVEMBER 4

Cincinnati at San Francisco	1:00
Cleveland at Buffalo	1:00
Green Bay at New Orleans	12:00
Houston at Pittsburgh	1:00
Kansas City at Seattle	1:00
Los Angeles Raiders at Chicago	12:00
Los Angeles Rams at St. Louis	3:00
Miami at New York Jets	4:00
New England at Denver	2:00
New York Giants at Dallas	12:00
Philadelphia at Detroit	1:00
San Diego at Colts	1:00
Tampa Bay at Minnesota	12:00

MONDAY, NOVEMBER 5

Atlanta at Washington	9:00
-----------------------	------

SUNDAY, NOVEMBER 11

Buffalo at New England	1:00
Chicago at Los Angeles Rams	1:00
Colts at New York Jets	1:00
Dallas at St. Louis	12:00
Denver at San Diego	1:00
Detroit at Washington	1:00
Houston at Kansas City	12:00
Minnesota vs. Green Bay at Milwaukee	12:00
New Orleans at Atlanta	1:00
New York Giants at Tampa Bay	4:00
Philadelphia at Miami	1:00
Pittsburgh at Cincinnati	1:00
San Francisco at Cleveland	1:00

MONDAY, NOVEMBER 12

Los Angeles at Seattle	6:00
------------------------	------

SUNDAY, NOVEMBER 18

Cleveland at Atlanta	1:00
Dallas at Buffalo	1:00
Detroit at Chicago	12:00
Kansas City at Los Angeles Raiders	1:00
Los Angeles Rams vs. Green Bay at Milw.	12:00
Miami at San Diego	1:00
Minnesota at Denver	2:00
New England at Colts	1:00
New York Jets at Houston	3:00

St. Louis at New York Giants	1:00	MONDAY, DECEMBER 3	
Seattle at Cincinnati	1:00	Chicago at San Diego	6:00
Tampa Bay at San Francisco	1:00	SATURDAY, DECEMBER 8	
Washington at Philadelphia	1:00	Buffalo at New York Jets	12:30
MONDAY, NOVEMBER 19		Minnesota at San Francisco	1:00
Pittsburgh at New Orleans	8:00	SUNDAY, DECEMBER 9	
THURSDAY, NOVEMBER 22		Atlanta at Tampa Bay	1:00
(Thanksgiving Day)		Cincinnati at New Orleans	12:00
Green Bay at Detroit	12:30	Cleveland at Pittsburgh	1:00
New England at Dallas	3:00	Green Bay at Chicago	12:00
SUNDAY, NOVEMBER 25		Houston at Los Angeles Rams	1:00
Atlanta at Cincinnati	1:00	Miami at Colts	1:00
Buffalo at Washington	1:00	New England at Philadelphia	1:00
Chicago at Minnesota	3:00	New York Giants at St. Louis	12:00
Colts at Los Angeles Raiders	1:00	San Diego at Denver	2:00
Houston at Cleveland	1:00	Seattle at Kansas City	12:00
Kansas City at New York Giants	1:00	Washington at Dallas	3:00
Los Angeles Rams at Tampa Bay	1:00	MONDAY, DECEMBER 10	
Philadelphia at St. Louis	12:00	Los Angeles Raiders at Detroit	9:00
San Diego at Pittsburgh	1:00	FRIDAY, DECEMBER 14	
San Francisco at New Orleans	3:00	Los Angeles Rams at San Francisco	6:00
Seattle at Denver	2:00	SATURDAY, DECEMBER 15	
MONDAY, NOVEMBER 26		Denver at Seattle	1:00
New York Jets at Miami	9:00	New Orleans at New York Giants	12:30
THURSDAY, NOVEMBER 29		SUNDAY, DECEMBER 16	
Washington at Minnesota	9:00	Buffalo at Cincinnati	1:00
SUNDAY, DECEMBER 2		Chicago at Detroit	1:00
Cincinnati at Cleveland	1:00	Cleveland at Houston	12:00
Colts at Buffalo	1:00	Colts at New England	1:00
Dallas at Philadelphia	1:00	Green Bay at Minnesota	12:00
Denver at Kansas City	12:00	Kansas City at San Diego	1:00
Detroit at Seattle	1:00	New York Jets at Tampa Bay	1:00
Los Angeles Raiders at Miami	4:00	Philadelphia at Atlanta	4:00
New Orleans at Los Angeles Rams	1:00	Pittsburgh at Los Angeles Raiders	1:00
New York Giants at New York Jets	1:00	St. Louis at Washington	1:00
Pittsburgh at Houston	12:00	MONDAY, DECEMBER 17	
St. Louis at New England	1:00	Dallas at Miami	9:00
San Francisco at Atlanta	1:00		
Tampa Bay at Green Bay	12:00		

IMPORTANT DATES

August 4—Pre-season Play starts

August 14—Cutdown to 70

August 21—Cutdown to 60

August 27—Cutdown to 49

September 2—Bears Open 65th Season

December 23—Wildcard Playoffs

December 29 & 30—Divisional Playoffs

January 6—Conference Championships

January 20—Super Bowl XIX @ Stanford Stadium,
Palo Alto, CA

January 27—Pro Bowl @ Honolulu

1984 NATIONALLY TELEVISED GAMES

(All games carried on CBS Radio Network)

REGULAR SEASON

Monday, September 3	Dallas at Los Angeles Rams (night, ABC)
Thursday, September 6	Pittsburgh at New York Jets (night, ABC)
Monday, September 10	Washington at San Francisco (night, ABC)
Sunday, September 16	Denver at Cleveland (night, ABC)
Monday, September 17	Miami at Buffalo (night, ABC)
Monday, September 24	San Diego at Los Angeles Raiders (night, ABC)
Monday, October 1	Cincinnati at Pittsburgh (night, ABC)
Monday, October 8	San Francisco at New York Giants (night, ABC)
Monday, October 15	Green Bay at Denver (night, ABC)
Sunday, October 21	New Orleans at Dallas (night, ABC)
Monday, October 22	Los Angeles Rams at Atlanta (night, ABC)
Monday, October 29	Seattle at San Diego (night, ABC)
Monday, November 5	Atlanta at Washington (night, ABC)
Monday, November 12	Los Angeles Raiders at Seattle (night, ABC)
Monday, November 19	Pittsburgh at New Orleans (night, ABC)
Thursday, November 22	(Thanksgiving) Green Bay at Detroit (day, CBS)
	New England at Dallas (day, NBC)
Monday, November 26	New York Jets at Miami (night, ABC)
Thursday, November 29	Washington at Minnesota (night, ABC)
Monday, December 3	Chicago at San Diego (night, ABC)
Saturday, December 8	Buffalo at New York Jets (day, NBC)
	Minnesota at San Francisco (day, CBS)
Monday, December 10	Los Angeles Raiders at Detroit (night, ABC)
Friday, December 14	Los Angeles Rams at San Francisco (night, ABC)
Saturday, December 15	Denver at Seattle (day, NBC)
	New Orleans at New York Giants (day, CBS)
Monday, December 17	Dallas at Miami (night, ABC)

POSTSEASON

Sunday, December 23	AFC and NFC First Round Playoffs (NBC and CBS)
Saturday, December 29	AFC and NFC Divisional Playoffs (NBC and CBS)
Sunday, December 30	AFC and NFC Divisional Playoffs (NBC and CBS)
Sunday, January 6	AFC and NFC Championship Games (NBC and CBS)
Sunday, January 20	Super Bowl XIX at Stanford Stadium, Palo Alto, California (ABC)
Sunday, January 27	AFC-NFC Pro Bowl, Honolulu, Hawaii (ABC)

MONDAY NIGHT GAMES AT A GLANCE

(All times local; televised by ABC and broadcast by CBS Radio)

September 3	Dallas at Los Angeles Rams	6:00
September 10	Washington at San Francisco	6:00
September 17	Miami at Buffalo	9:00
September 24	San Diego at Los Angeles Raiders	6:00
October 1	Cincinnati at Pittsburgh	9:00
October 8	San Francisco at New York Giants	9:00
October 15	Green Bay at Denver	7:00
October 22	Los Angeles Rams at Atlanta	9:00
October 29	Seattle at San Diego	6:00
November 5	Atlanta at Washington	9:00
November 12	Los Angeles Raiders at Seattle	6:00
November 19	Pittsburgh at New Orleans	8:00
November 26	New York Jets at Miami	9:00
December 3	Chicago at San Diego	6:00
December 10	Los Angeles Raiders at Detroit	9:00
December 17	Dallas at Miami	9:00

1984 AFC-NFC INTERCONFERENCE GAMES

(Sunday unless noted; all times local)

SEPT. 2		OCT. 28	
Miami at Washington	4:00	Atlanta at Pittsburgh	4:00
San Diego at Minnesota	12:00	Indianapolis at Dallas	12:00
SEPT. 6		New Orleans at Cleveland	1:00
Buffalo at St. Louis	12:00	Tampa Bay at Kansas City	12:00
Cleveland at Los Angeles Rams	1:00	NOV. 4	
Denver at Chicago	12:00	Cincinnati at San Francisco	1:00
Green Bay at Los Angeles Raiders	1:00	Los Angeles Raiders at Chicago	12:00
SEPT. 16		NOV. 11	
Los Angeles Rams at Pittsburgh	4:00	Philadelphia at Miami	1:00
St. Louis at Indianapolis	1:00	San Francisco at Cleveland	1:00
SEPT. 23		NOV. 18	
Chicago at Seattle	1:00	Cleveland at Atlanta	1:00
Houston at Atlanta	1:00	Dallas at Buffalo	1:00
Los Angeles Rams at Cincinnati	1:00	Minnesota at Denver	2:00
Washington at New England	1:00	NOV. 19	
SEPT. 30		Pittsburgh at New Orleans (Monday night)	8:00
Detroit at San Diego	1:00	NOV. 22	
Miami at St. Louis	12:00	New England at Dallas (Thanksgiving)	3:00
New Orleans at Houston	3:00	NOV. 25	
Seattle at Minnesota	12:00	Atlanta at Cincinnati	1:00
OCT. 7		Buffalo at Washington	1:00
Denver at Detroit	1:00	Kansas City at New York Giants	1:00
Philadelphia at Buffalo	1:00	DEC. 2	
San Diego at Green Bay	3:00	Detroit at Seattle	1:00
Washington at Indianapolis	1:00	New York Giants at New York Jets	1:00
OCT. 14		St. Louis at New England	1:00
Indianapolis at Philadelphia	1:00	DEC. 3	
Minnesota at Los Angeles Raiders	1:00	Chicago at San Diego (Monday night)	6:00
Pittsburgh at San Francisco	1:00	DEC. 9	
OCT. 15		Cincinnati at New Orleans	12:00
Green Bay at Denver (Monday night)	7:00	Houston at Los Angeles Rams	1:00
OCT. 21		New England at Philadelphia	1:00
San Francisco at Houston	3:00	DEC. 10	
Seattle at Green Bay	12:00	Los Angeles Raiders at Detroit (Monday night)	9:00
		DEC. 16	
		New York Jets at Tampa Bay	1:00
		DEC. 17	
		Dallas at Miami	9:00

SUNDAY, THURSDAY & FRIDAY NIGHT GAMES AT A GLANCE

(All times local; televised by ABC and broadcast by CBS Radio)

Thursday, September 6	Pittsburgh at New York Jets	9:00
Sunday, September 16	Denver at Cleveland	9:00
Sunday, October 21	New Orleans at Dallas	8:00
Thursday, November 29	Washington at Minnesota	8:00
Friday, December 14	Los Angeles Rams at San Francisco	6:00

OFFENSIVE TRENDS

Offensive Statistics	1966	1967	1968	1969	1970	1971	1972	1973	1974	1975	1976	1977	1978	1979	1980	1981	1982	1983
first downs/game	14.0	12.5	15.6	16.9	12.8	13.5	13.6	13.8	14.5	13.6	14.4	17.6	16.4	15.7	17.9	17.4	17.0	19.3
net yards/game	264.2	235.2	289.9	254.9	233.2	238.3	247.7	223.5	228.6	249.4	274.5	332.5	278.7	289.8	302.2	289.6	277.4	364.4
yards/rush game	137.6	132.3	169.8	148.4	78.0	102.4	168.6	136.2	105.7	118.1	168.8	200.8	157.9	155.4	152.5	135.7	125.2	170.4
yards/rush	4.2	3.8	4.7	4.5	3.1	3.9	4.4	3.8	3.4	3.7	4.1	4.7	4.0	3.9	4.2	3.5	4.1	4.7
rush game	33.1	34.9	35.7	33.0	25.2	26.1	38.3	35.4	31.0	31.5	41.3	42.8	39.6	39.1	36.2	38.0	30.8	36.4
yards/pass game	140.4	102.9	120.1	106.4	155.2	135.9	79.1	87.3	122.9	131.4	105.7	131.7	120.8	134.4	149.7	153.9	167.2	194.0
yards/pass att	5.96	6.24	5.45	5.02	5.76	5.18	6.26	5.34	5.25	6.09	6.13	6.79	6.31	5.1	6.61	5.0	5.7	6.9
pass game	24.1	19.1	24.5	27.4	30.1	31.6	14.6	21.6	28.3	25.4	19.9	21.8	22.0	23.3	25.3	30.6	29.1	28.0
comp game	11.4	9.4	11.3	13.8	15.0	13.3	5.6	9.7	13.2	13.6	8.8	11.5	11.6	12.2	13.1	13.9	15.7	15.9
int game	1.6	1.3	1.5	1.5	1.6	2.0	0.9	1.1	1.6	1.6	1.1	1.3	1.8	1.1	1.6	1.4	1.2	1.3
punts/game	5.7	5.6	4.7	5.4	6.0	5.5	4.8	6.1	6.5	6.7	7.1	5.9	6.0	5.8	4.9	7.1	6.6	5.9
fum game	1.9	1.8	2.0	1.9	2.1	2.0	2.9	2.9	2.5	2.5	1.7	2.6	1.4	1.3	1.4	2.3	1.6	1.6
fum lost game	1.6	1.0	0.9	1.2	1.0	1.3	1.6	1.9	1.1	1.2	0.9	1.2	0.5	0.8	0.9	1.1	0.8	0.8
touchdowns/game	1.9	2.1	1.8	1.9	2.0	1.4	1.9	1.6	1.3	1.6	2.2	2.2	1.8	2.3	2.4	1.9	1.8	2.4
tds/rush game	1.0	0.9	1.0	1.0	0.2	0.4	1.1	0.8	0.7	0.8	1.4	1.3	1.2	1.1	1.4	0.8	0.4	0.8
tds/pass game	0.7	0.6	0.7	0.8	1.5	0.9	0.6	0.6	0.6	0.6	0.6	0.8	0.4	1.1	0.8	0.9	1.0	1.3
tds/ret game	0.1	0.6	0.1	0.1	0.3	0.1	0.2	0.2	0.0	0.1	0.1	0.1	0.2	0.2	0.2	0.3	0.0	0.25
points/game	16.7	17.1	17.9	15.0	18.3	13.2	16.1	13.9	10.9	13.6	18.1	18.2	15.8	19.1	19.0	15.8	14.1	19.4

DEFENSIVE TRENDS

Defensive Statistics	1966	1967	1968	1969	1970	1971	1972	1973	1974	1975	1976	1977	1978	1979	1980	1981	1982	1983
first downs/game	17.1	15.4	17.1	14.9	16.7	16.7	16.0	17.6	16.5	20.1	17.8	17.2	17.6	17.0	17.8	18.1	18.4	17.9
net yards/game	283.6	243.3	312.2	277.2	290.5	322.9	280.2	298.8	272.7	326.9	300.1	306.1	292.5	286.3	306.7	337.1	316.2	320.6
yards/rush/game	114.6	109.6	121.7	135.7	105.1	151.1	125.1	179.2	124.2	147.9	141.7	154.1	135.9	123.9	125.9	154.5	99.7	125
yards/rush	3.4	3.7	4.0	4.3	3.2	4.1	3.7	4.5	3.4	3.8	3.8	4.0	3.9	3.7	4.0	4.0	3.4	4.1
rush/game	33.3	29.9	30.5	31.4	32.8	36.4	34.0	40.2	37.1	39.1	37.3	38.9	35.5	32.4	31.6	32.5	29.0	30.1
yards/pass/game	185.7	133.9	190.5	141.5	185.4	171.7	155.1	119.6	148.5	179.0	158.4	151.9	156.6	157.8	180.8	203.0	216.6	195.8
yards/pass att.	6.98	5.80	8.69	7.56	7.42	7.20	6.86	6.53	6.84	7.08	6.51	6.19	6.55	5.1	7.25	6.1	6.6	6.4
pass/game	29.0	26.4	23.8	21.1	28.1	25.9	24.4	21.6	23.5	28.5	28.6	26.9	27.3	28.6	28.2	32.8	32.7	30.6
comp./game	14.4	12.0	12.3	10.7	16.6	13.7	12.9	11.1	12.4	14.9	14.3	13.0	14.9	13.9	14.9	14.6	18.2	15.6
int./game	1.1	2.0	1.3	1.1	1.1	1.6	1.5	1.0	1.3	0.9	1.7	1.3	1.1	1.8	1.1	1.1	1.4	1.4
punts/game	5.7	5.5	4.7	4.5	6.2	4.7	3.7	4.7	5.5	6.1	6.1	6.6	6.1	5.6	5.1	6.1	5.4	6.2
touchdowns/game	2.4	1.9	3.1	3.1	2.2	2.1	2.2	2.6	2.4	3.4	1.8	1.9	2.1	1.9	2.0	2.4	2.2	2.3
tds/rush/game	1.5	0.9	1.2	1.2	0.8	1.0	0.8	1.4	1.2	1.8	0.7	1.0	0.9	0.6	0.6	0.8	0.4	1.3
tds/pass/game	0.9	1.0	1.8	1.6	1.3	0.9	1.1	1.2	0.9	1.6	1.1	0.5	1.0	1.3	1.3	1.4	1.6	0.9
tds ret./game	0.0	0.1	0.1	0.2	0.1	0.2	0.3	0.1	0.3	0.1	0.0	0.4	0.1	0.1	0.1	0.2	0.2	0.06
points/game	19.4	15.6	23.8	24.2	18.6	19.7	19.6	23.9	19.9	27.1	15.4	18.1	17.1	15.4	16.5	20.3	19.3	18.8
team pen./game	5.1	7.0	8.1	6.4	—	5.6	5.3	5.5	6.3	7.1	8.1	6.9	6.3	6.4	6.3	7.4	5.8	5.4
team pen. yds./game	49.0	68.1	85.3	67.1	—	58.5	41.0	48.0	48.5	62.9	70.3	60.9	59.9	53.7	52.6	59.5	50.1	42.9

MEDIA INFORMATION

CREDENTIAL REQUESTS: News media representatives who have not been issued season press credentials should request single game credentials in advance by writing to or calling Ken Valdiserri, Coordinator of Media Relations, Halas Hall, 250 N. Washington Road, Lake Forest, IL 60045 (312) 295-6600. Credentials will be left at the WILL CALL window located near Gate "O" on the south end of the stadium. Will Call opens three hours before kickoff. Space is extremely limited in the Soldier Field press box. No guests are permitted and credentials are limited to working press.

PHOTOGRAPHERS: Sideline credentials for field photographers are issued by the Bears Media Relations Department. Space limitations make it impossible to accredit free lance photographers who are not on specific assignment by a recognized sports or news publication. Sideline credentials must be reserved at least five days in advance of the game and can be picked up at Gate "O".

LOCKERROOM: The Chicago Bears lockerroom is not open to members of the media following preseason and regular season practices. However, players and staff are available following daily practices. Interview arrangements should be made through the Bears Media Relations Department and will be conducted in the Press Room at Halas Hall. The Bears lockerroom will be open to members of the media following all home games at Soldier Field.

PARKING: A limited number of media parking is available at Soldier Field. Applications must be made in writing on newspaper, magazine, radio station, or television station letterhead to Ken Valdiserri.

TELEPHONES: The Bears cooperate with the Pro Football Writers Association telephone co-op system for copy transmission. Media outlets not participating in the PFWA system should make their own arrangements for dedicated phone service. To order phones in the Soldier Field Press Box, call: Jim Betczyinski at Illinois Bell (312) 750-2033. For instruments, contact John Windebank at AT&T (312) 326-0886.

BEAR MEDIA RELATIONS TELEPHONE NUMBERS

Bear Office: (312) 295-6600
Bear Hot-Line: (312) 295-6729
Bear Press Box: (312) 461-9060
Ken Valdiserri: (312) 298-0890 (Home)
Bryan Harlan: (312) 975-8082 (Home)

ROAD HEADQUARTERS: 1984

Buffalo Bills: Hyatt Regency, at State Capitol, One South Capitol Avenue, Indianapolis, IN (46204) 317.632-1234. **Green Bay Packers:** Howard Johnson's Motor Lodge, Route 5, DePere, WI (54115) 414.336-0611. **Seattle Seahawks:** Doubletree Inn, at Southcenter, 16500 Southcenter Parkway, Seattle, WA (98188) 206.575-8220. **St. Louis Cardinals:** Marriott's Pavilion Hotel, One Broadway, St. Louis, MO (63102) 314.421-1776. **Tampa Bay Buccaneers:** Bay Harbor Inn, 7700 Courtney Campbell Causeway, Tampa, FL (33607) 813.885-2541. **Los Angeles Rams:** Anaheim Marriott, 700 West Convention Way, Anaheim, CA (92802) 714.750-8000. **Minnesota Vikings:** Minneapolis Hilton Inn, 1330 Industrial Blvd., Minneapolis, MN (55413) 612.331-1900. **San Diego Chargers:** Islandia Hyatt, on San Diego's Mission Bay, 1441 Quivira Rd., San Diego, CA (92109) 619.224-3541. **Detroit Lions:** Northfield Hilton, 5500 Crooks Road at I-75, Troy, MI (48098) 313.879-2100.

1984 OPPONENTS

BUFFALO BILLS: Head Coach-Kay Stephenson. PR Director-Budd Thalman. Home-Orchard Park (80,020). 1983 Record-Won 8, Lost 8. Office Telephone-(716) 648-1800.

CINCINNATI BENGALS: Head Coach-Sam Wyche. PR Director-Allan Heim. Home-Riverfront Stadium (59,754). 1983 Record-Won 7, Lost 9. Office Telephone-(513) 621-3550.

DALLAS COWBOYS: Head Coach-Tom Landry. PR Director-Doug Todd. Home-Texas Stadium (65,101). 1983 Record-Won 12, Lost 4. Office Telephone-(214) 369-8000.

DENVER BRONCOS: Head Coach-Dan Reeves. PR Director-Charlie Lee. Home-Mile High Stadium (75,123). 1983 Record-Won 9, Lost 7. Office Telephone-(303) 623-8778.

DETROIT LIONS: Head Coach-Monte Clark. PR Director-Don Kremer. Home-Pontiac Silverdome (80,638). 1983 Record-Won 9, Lost 7. Office Telephone-(313) 335-4131.

GREEN BAY PACKERS: Head Coach-Forrest Gregg. PR Director-Lee Rummel. Home-Lambeau Field (56,194). 1983 Record-Won 8, Lost 8. Office Telephone-(414) 494-2351.

LOS ANGELES RAIDERS: Head Coach-Tom Flores. PR Director-Mike Ornstein. Home-Los Angeles Memorial Coliseum (73,999). 1983 Record-Won 12, Lost 4. Office Telephone-(213) 744-1611.

MINNESOTA VIKINGS: Head Coach-Les Steckel. PR Director-Merrill Swanson. Home-Hubert H. Humphrey Metrodome (62,212). 1983 Record-Won 8, Lost 8. Office Telephone-(612) 828-6500.

NEW ORLEANS SAINTS: Head Coach-Bum Phillips. PR Director-Greg Suit. Home-Louisiana Superdome (72,330). 1983 Record-Won 8, Lost 8. Office Telephone-(504) 587-3034.

ST. LOUIS CARDINALS: Head Coach-Jim Hanifan. PR Director-Michael Menchel. Home-Busch Memorial Stadium (51,392). 1983 Record-Won 8, Lost 7, Tied 1. Office Telephone-(314) 421-0777.

SAN DIEGO CHARGERS: Head Coach-Don Coryell. PR Director-Rick Smith. Home-Jack Murphy Stadium (52,675). 1983 Record-Won 6, Lost 10. Office Telephone-(619) 280-2111.

SEATTLE SEAHAWKS: Head Coach-Chuck Knox. PR Director-Gary Wright. Home-Kingdome (64,984). 1983 Record-Won 9, Lost 7. Office Telephone-(206) 827-9777.

TAMPA BAY BUCCANEERS: Head Coach-John McKay. PR Director-Rich Odioso. Home-Tampa Stadium (72,126). 1983 Record-Won 2, Lost 14. Office Telephone-(813) 870-2700.

BEAR ALMA MATERS

(Based on the all-time roster 1920-83)

Illinois	43	Nebraska	15	Tennessee	10	Missouri	7
Notre Dame	36	Michigan State	14	Alabama	8	Minnesota	7
Northwestern	22	Stanford	12	Michigan	8	Oregon	7
Ohio State	18	Southern Cal	11	Colorado	7	Penn State	7
Purdue	18	Indiana	10	Florida	7	Tennessee State	7
Wisconsin	18	Arkansas	9	Kentucky	7	Tulsa	7
Iowa	17	Marquette	9	Louisiana State	7	UCLA	7
						Wake Forest	7

ALL TIME COACHING RECORDS

Years	Coach	Won	Lost	Tied	Pct.	Seasons	Games
1920-67	George Halas	480	202	35	.694	40	717
	Regular Season	320	148	31	.672		499
	Pre-Season	154	51	4	.746		209
	Playoffs	6	3	0	.667		9
1930-32	Ralph Jones	30	11	8	.694	3	49
	Regular Season	24	10	7	.671		41
	Pre-Season	5	1	1	.786		7
	Playoffs	1	0	0	1.000		1
1942-45	Anderson & Johnsos	30	15	2	.660	3	47
	Regular Season	22	11	2	.657		35
	Pre-Season	7	3	0	.700		10
	Playoffs	1	1	0	.500		2
1956-57	John L. Driscoll	23	12	2	.649	2	37
	Regular Season	14	9	1	.604		24
	Pre-Season	9	2	1	.792		12
	Playoffs	0	1	0	.000		1
1968-71	Jim Dooley	31	47	1	.399	4	79
	Regular Season	20	36	0	.357		56
	Pre-Season	11	11	1	.500		23
1972-74	Abe Gbron	16	40	4	.300	3	60
	Regular Season	11	30	1	.274		42
	Pre-Season	5	10	3	.361		18
1975-77	Jack Pardee	30	32	0	.484	3	62
	Regular Season	20	22	0	.476		42
	Pre-Season	10	9	0	.526		19
	Playoffs	0	1	0	.000		1
1978-81	Neill Armstrong	36	45	0	.444	4	81
	Regular Season	30	34	0	.469		64
	Pre-Season	6	10	0	.375		16
	Playoffs	0	1	0	.000		1
1982-83	Mike Ditka	15	18	0	.455	2	23
	Regular Season	11	14	0	.440		25
	Pre-Season	4	4	0	.500		8

Halas' Bear Record

Longest run with opponent's fumble 98 yards (TD) 11/4/23



Bank with the Bears.



American National Bank
and Trust Company of Chicago

33 N. La Salle 60690/La Salle at Wacker/222 S. Riverside/30 S. Wacker/(312) 661-5000

The bank for your business

Member F.D.I.C.